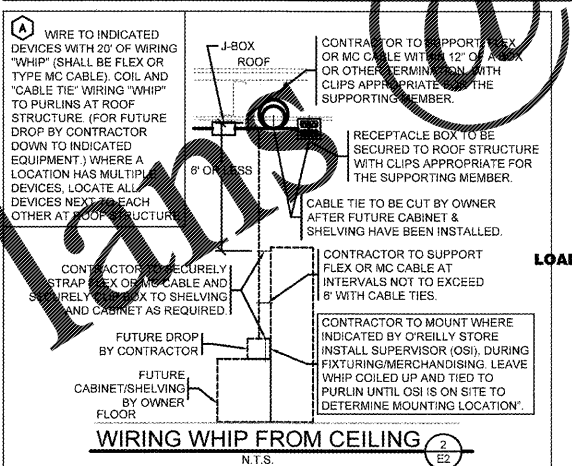
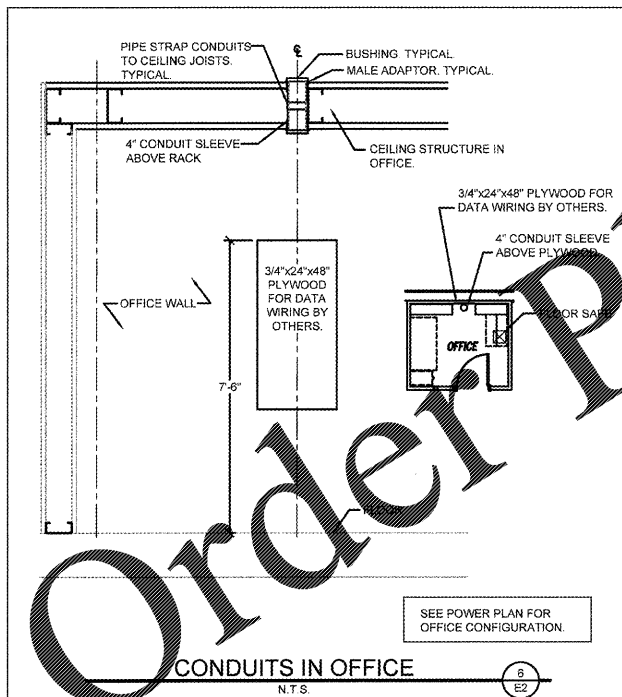
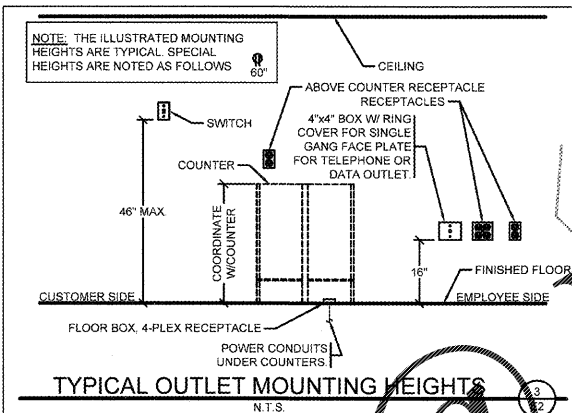
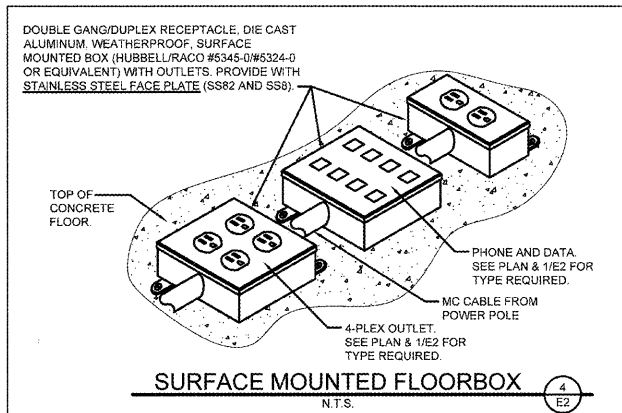
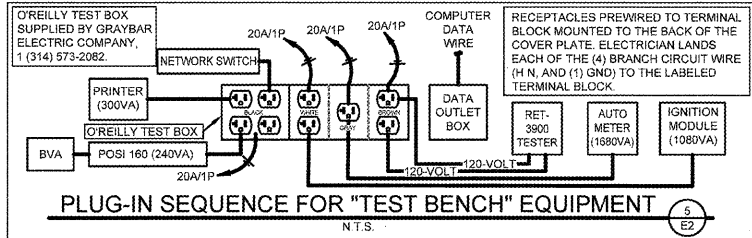


- KEY NOTES**
- TANK WATER HEATER ON SHELF ABOVE MOP SINK. REFER TO DETAIL 6/P2.
 - INSTALLER COUNTER PROVIDE 4"x4" BOXES HUNG @ 60" A.F.F. TO BOTTOM OF BOX. CONDUIT SHALL EXTEND MAX. OF 5' ABOVE BOX. SEE PANEL E TRANSFER SWITCH SCHEDULE ON SHEET E3 FOR POSITION OF CIRCUIT WIRES THROUGH TRANSFER SWITCH.
 - TEMPORARY GENERATOR OUTLET RELIANCE OUTDOOR RECEPTACLE. WIRE TO GENERATOR TRANSFER SWITCH "E". SEE SHEET E3. PROVIDE SIGN THAT GENERATOR OPERATION IS REQUIRED TO BE OUTSIDE OF BUILDING.
 - SHOW WINDOW RECEPTACLE. MOUNT NOT MORE THAN 18" ABOVE WINDOW. WHERE BOX CAN NOT BE RECESSED ABOVE WINDOW, MOUNT IN CEILING TILE ADJACENT TO WALL (TYPICAL).
 - OPEN SIGN MOUNT RECEPTACLE IN CEILING FOR "OPEN" SIGN. CIRCUIT RECEPTACLE TO NEAREST LIGHTING CONTROL PANEL CONTROLLED LIGHTING CIRCUIT AND AHEAD OF ALL DIMMER, SWITCHES AND DAY LIGHTING CONTROLS. "OPEN" SIGN CAN ALSO BE CONTROLLED BY WALL SWITCH. SEE DETAIL 1/E1.
 - PRINTER PROVIDE POWER VIA GENERATOR TRANSFER SWITCH. SEE SCHEDULE ON E3.
 - EMT LOCATE EM SYSTEM AND LIGHTING CONTROL PANEL NEAR PANELS "MP" AND "PLP". SEE 1/E1.2.
 - DATA PROVIDE 4"x4" DATA OUTLET BOX AT THIS LOCATION.
 - GENERATOR CORD BOX. PROVIDE HO-FMAN #ASE12X12X4 BOX WITH SCREW COVER (NEMA 1 ENCLOSURE) PROVIDE LABEL FOR GENERATOR CORD STORAGE ONLY.
 - SECURITY PROVIDE DEDICATED CIRCUIT FOR SECURITY. (LOCATE DUPLEX 9-8" AFF TO BOTTOM WITHIN HUBBELL DEEP SINGLE GANG HINGED COVER #RW57350.)
 - OFFICE PROVIDE POWER VIA STAND BY GENERATOR TRANSFER SWITCH. SEE SCHEDULE ON E3.
 - TELEPHONE INSTALL 4"Wx8"Hx3/4" PLYWOOD 1'-0" AFF. SEE DETAIL 3/E1 PROVIDE POWER VIA STAND BY GENERATOR TRANSFER SWITCH. SEE SCHEDULE ON E3.

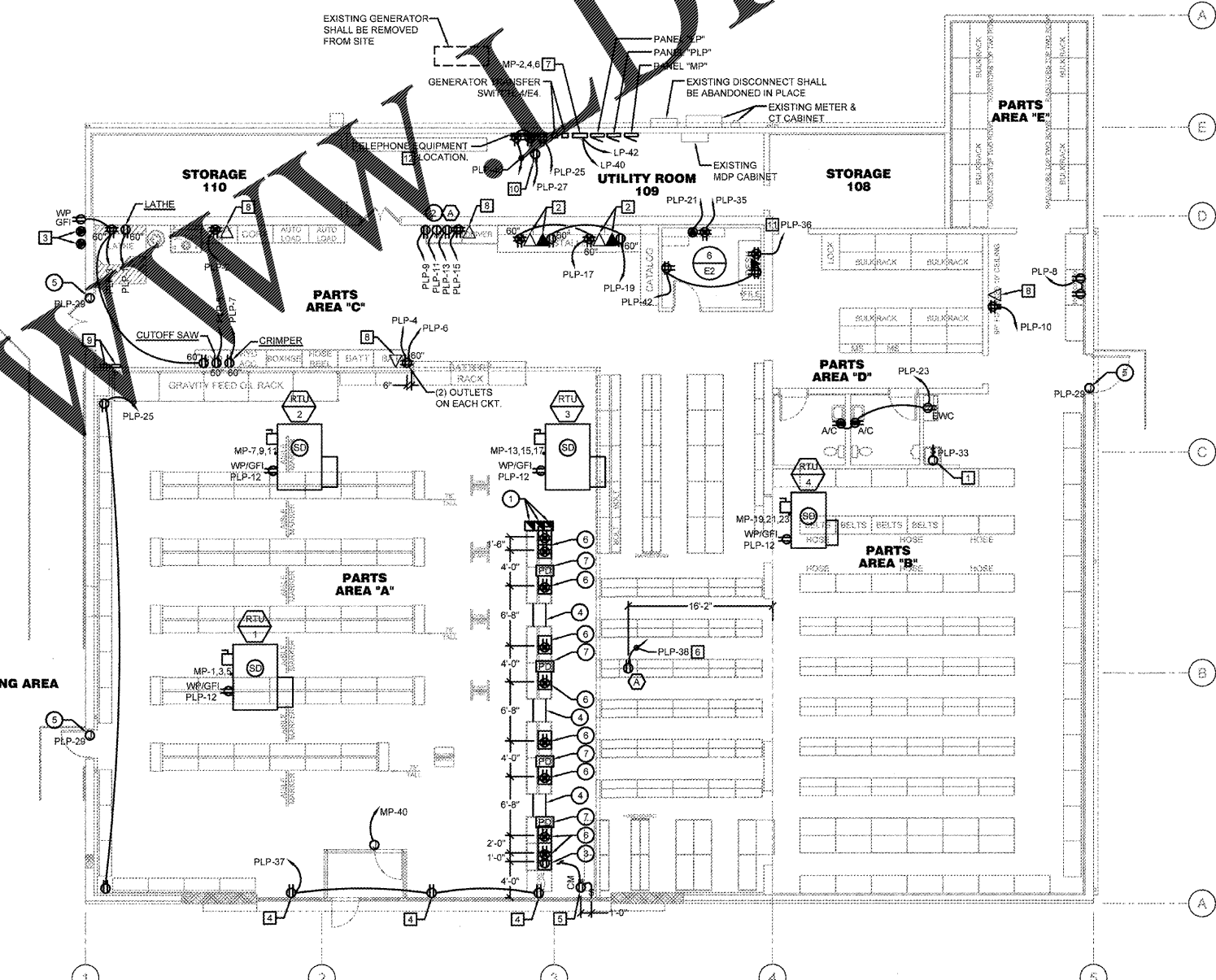
- GENERAL NOTES**
- A. TELEPHONE AND COMPUTER DATA SYSTEMS**
- PROVIDE AND INSTALL ALL TELEPHONE AND DATA CONDUITS.
 - VACUUM OUT ALL CONDUITS TO REMOVE WATER.
 - PROVIDE PULL-STRING IN EACH CONDUIT.
 - OWNER SHALL PROVIDE ALL TELEPHONE AND DATA WIRING.
- B. FIRE ALARM NOTE:** IN THE EVENT A MONITORED FIRE ALARM SYSTEM IS REQUIRED BY THE AUTHORITY HAVING JURISDICTION, THE ALARM SYSTEM WILL BE CONTRACTED DIRECTLY BY THE ALARM SERVICES MANAGER. THE GENERAL CONTRACTOR SHALL NOT PROCURE ANYONE TO INSTALL OR QUOTE THESE SYSTEMS UNLESS THEY HAVE BEEN ASKED TO DO SO BY LEIGH SIDES WITH THE O'REILLY AUTOMOTIVE CORPORATE OFFICE @ 417/829-5712 IF A SYSTEM IS NEEDED OR IF THERE ARE ANY QUESTIONS.
- C. SEISMIC RESTRAINTS:** ONLY REQUIRED FOR SEISMIC DESIGN CATEGORIES C, D, E & F. CONTRACTOR TO REFER TO ARCHITECTURAL SHEET G1.1 FOR SEISMIC DESIGN CATEGORY. IF REQUIRED, SEE DETAILS SHEET ME1.
- D. CONDUIT REQUIREMENTS:** ALL WIRING SHALL BE IN CONDUIT, EXCEPT THAT MC-CABLE MAY BE SUBSTITUTED ONLY AS FOLLOWS:
- MC-CABLE (MAXIMUM CABLE LENGTH OF 10'-0") MAY BE INSTALLED ONLY FOR BRANCH CIRCUIT WIRING TO LIGHT FIXTURES.
 - MC-CABLE (MAXIMUM CABLE LENGTHS SHOWN ON DETAIL 2/E2) MAY BE INSTALLED ONLY ABOVE SLAB AND ONLY AT LOCATIONS INDICATED ON SHEET E2. SEE SHEET E4 FOR MORE REQUIREMENTS.

- SHOW ROOM COUNTERS & PRINTER LOCATION KEYNOTES**
- POWER POLE. EQUAL TO HUBBELL HBLPP, ALUMINUM WITH FINISH AS SELECTION BY ARCHITECT. BLANK POLE WITH BARRIER FOR POWER AND DATA CHANNELS. HEIGHT AS REQUIRED.
 - ALTERNATOR TESTER. SEE DETAIL 5/E2.
 - FRONT COUNTER COKE FLOOR RECEPTACLE. PROVIDE DUPLEX RECEPTACLE FOR COKE MACHINE. SEE DETAIL 1/E2 SIMILAR.
 - COMPACT CABLE PROTECTOR. CONTRACTOR TO PROVIDE "ADAM HALL DEFENDER COMPACT CABLE PROTECTOR" RACEWAY ON FLOOR BETWEEN COUNTERS. SEE DETAIL 1/E3. PROVIDE QUANTITIES OF RACEWAY AS REQUIRED.
 - DOOR POSITION SWITCHES. PROVIDE J-BOXES FOR ENERGY MANAGEMENT SYSTEM DOOR POSITION SWITCHES AND WIRE TO CONTROLLING HVAC IN AREA OF BACK DOOR PER EQUIPMENT SUPPLIER REQUIREMENTS. SEE EM SHEETS.
 - COUNTER IS FLOOR RECEPTACLE. PROVIDE QUADPLEX ISOLATED GROUND RECEPTACLE SEE DETAIL 1/E2.
 - FLOOR QUADPLEX/FOURPLEX FOR PHONE/DATA. TYPICAL OF ALL COUNTERS. SEE DETAIL 1/E2.

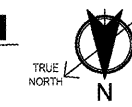


MARKING OF ELECTRICAL WORKING SPACE

IN FRONT OF ALL METER PANELS, SUB PANELS, TRANSFORMERS, AND DISCONNECTS, PROVIDE A WORKING SPACE IN FRONT ON THE FLOOR. RECTANGLE. PAINT WITH CONTRASTING COLOR, 4-INCH BRUSH STROKES WITH DIAGONAL LINES INSIDE, WITH 6-INCH LETTERS, "NO STORAGE" BLOCKED IN, AND/OR LARGE STICKER SAYING THE SAME THING 4'-0" DEPTH TYPICAL AT ALL LOCATIONS.



POWER PLAN
SCALE: 1/8"=1'-0"



CASCO + R5
12 Sunnen Drive, Suite 100,
St. Louis, MO 63143
821.1100

O'Reilly AUTO PARTS
CORPORATE OFFICES
233 SOUTH PATTERSON
SPRINGFIELD, MISSOURI 65802
417-862-2674 PHONE

PROJECT:
RE-MODEL O'REILLY AUTO PARTS STORE
103 E. GORDON AVE.
GORDONSVILLE, VA 22942

POWER PLAN

JOSEPH A. CARTER
Lic. No. 43515
License #0402045515
Exp. Date: 11/30/20
Professional of Record

DRAWN: BJB
CHECKED: JAC
DATE: 10-17-2018
JOB NO.: 118168 (GDV)
SHEET:

E2

COPYRIGHT 2018 - DESIGNS, DRAWINGS AND SPECIFICATIONS ARE INSTRUMENTS OF SERVICE AND ARE THE PROPERTY OF THE DESIGN PROFESSIONAL. REPRODUCTION PROHIBITED WITHOUT THE EXPRESSED WRITTEN CONSENT OF THE DESIGN PROFESSIONAL.