

ORDERING OF MATERIALS...
 ALL SYSTEMS SHALL BE SPECIFIED...
 11/20/2018 1:28:58 PM

HOOD INFORMATION - Job#3574211

HOOD NO.	TAG	MODEL	LENGTH	HGV. COIN. IN. TEMP.	TOTAL EN. CFM	WIDTH	LENS HEIGHT	RA. DIA.	CFM	VEL. F.P.	S.P.	HOOD CONSTRUCTION	HOOD END TO END	HOOD SIDE TO SIDE
1	HLL K-002317	6064	9' 0"	450	1200		4"	12"	200	1500	-0.294"	304 SS Where Exposed	LEFT	ALONE
2	HHP K-002317	6064	9' 0"	450	1200		4"	12"	1000	1500	-0.294"	304 SS Where Exposed	RIGHT	ALONE
3	H0 K-002299	6064	5' 0"	450	745		4"	10"	745	1500	-0.294"	304 SS Where Exposed	ALONE	ALONE

HOOD INFORMATION - CONTINUED

HOOD NO.	TAG	TYPE	QTY	HEIGHT	LENGTH	EFFICIENCY @ 7' HIKING	QTY	TYPE	WIRE GAUGE	LOCATION	SIZE	TYPE	SIZE	MODEL #	QUANTITY	WIRE GAUGE	TYPE	SIZE	MODEL #	QUANTITY
1	HLL K-002317	45 Bar/He With Handles	3	16"	16"	30%	3	L55 Series E26	ND	Right	12"x60"x24"	Anchor RJ30	3/8"	SC-1001BFP	Light (1 Fan)	18	Light (1 Fan)	18	SC-1001BFP	1
2	HHP K-002317	45 Bar/He With Handles	3	16"	16"	30%	3	L55 Series E26	ND	Right	12"x60"x24"	Anchor RJ30	3/8"	SC-1001BFP	Light (1 Fan)	18	Light (1 Fan)	18	SC-1001BFP	1
3	H0 K-002299	45 Bar/He With Handles	3	16"	16"	30%	3	L55 Series E26	ND	Right	12"x60"x24"	Anchor RJ30	3/8"	SC-1001BFP	Light (1 Fan)	18	Light (1 Fan)	18	SC-1001BFP	1

HOOD OPTIONS

HOOD NO.	TAG	FIELD WRAPPER	1800" High	FRONT	LEFT	RIGHT	VERTICAL END PANEL	27" Top Width, 21" Bottom Width, 80" High	Insulated 304 SS
1	HLL K-002317	FIELD WRAPPER	1800" High	FRONT	LEFT	RIGHT	VERTICAL END PANEL	27" Top Width, 21" Bottom Width, 80" High	Insulated 304 SS
2	HHP K-002317	FIELD WRAPPER	1800" High	FRONT	LEFT	RIGHT	VERTICAL END PANEL	27" Top Width, 21" Bottom Width, 80" High	Insulated 304 SS
3	H0 K-002299	FIELD WRAPPER	1800" High	FRONT	LEFT	RIGHT	VERTICAL END PANEL	27" Top Width, 21" Bottom Width, 80" High	Insulated 304 SS

Fire System Information - Job#3574211

FIRE SYSTEM NO.	TYPE	SIZE	FLOW POINTS	SYSTEM	LOCATION	HOOD
1	Area RJ30	30/3.0	4	Fire Cabinet	Left	
2	Area RJ30	3.0	2	Fire Cabinet	Right	

UL 300 HOOD FIRE SUPPRESSION SYSTEM

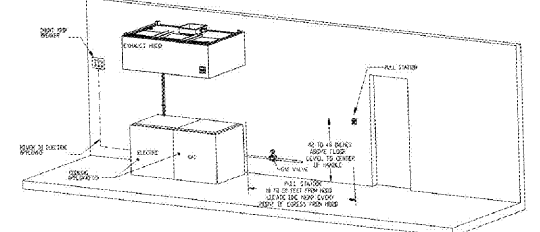
FIRE SYSTEM OPERATION

- KITCHEN HOOD SHALL BE CONSTRUCTED AND INSTALLED PER NFPA 96.
- HOOD ELECTRICAL CONTROL PANEL AND FIRE CONTROL PANEL SHALL SHUT DOWN KITCHEN HOOD MAKE UP AIR FAN UPON ACTIVATION OF FIRE EXTINGUISHING SYSTEM.
- KITCHEN HOOD EXHAUST FAN SHALL CONTINUE TO OPERATE OR STOP UPON ACTIVATION. THE HOOD ELECTRICAL CONTROL PANEL SHALL PROVIDE MENUS OF INTERLOCK FOR AUTOMATIC OPERATION OF FIRE EXTINGUISHING SYSTEM WITH:
 - GAS VALVE AND/OR SHUNT BREAKER AND FUEL SHUTOFF.
 - HOOD SUPPLY AND EXHAUST FAN.
 - MAKE HANDS OFF OPERATION.
 - ALARM SYSTEM NOTIFICATION.
- SEE DRAWING FOR INSTALLATION.
- ALL ELECTRICAL WIRING FOR FIRE EXTINGUISHING SYSTEM SHALL BE CHROME PLATED ALUMINUM OR STAINLESS STEEL OR CHROME PLATED CHROME SLEEVE.
- CHANGING CONTRACTOR SHALL PROVIDE ALL CONDUIT IN WALL FOR MANUAL PULL STATION. PULL STATION SHALL BE MOUNTED AT OR NEAR A HOOK OF EGRESS FROM KITCHEN.
- FIRE SUPPRESSION SYSTEM SHALL BE IN ACCORDANCE WITH NFPA96 AND UL 300.

NFPA96 REQUIREMENTS FOR FUEL SHUTOFF IN THE EVENT OF A FIRE:

UPON ACTIVATION OF ANY FIRE-EXTINGUISHING SYSTEM FOR A COOKING OPERATION, ALL SOURCES OF FUEL AND ELECTRICAL POWER THAT PRODUCE HEAT TO ALL EQUIPMENT REQUIRING PROTECTION BY THAT SYSTEM SHALL AUTOMATICALLY SHUT OFF.

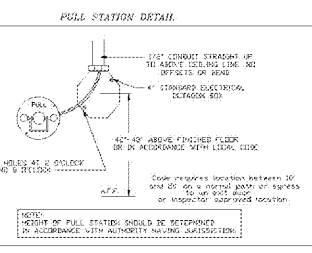
SHUTOFF DEVICES SHALL REQUIRE MANUAL RESET.



THE WYDOL INC. MODEL P-102 VET-CHEMICAL-SOLUTION EXTINGUISHING SYSTEM IS A UL300 SYSTEM

UL LISTED UNDER EX-3470
ULC LISTED UNDER CES-747

AND MEETS THE REQUIREMENTS OF NFPA 96 AND NFPA 17A.



HVAC DISTRIBUTION NOTE

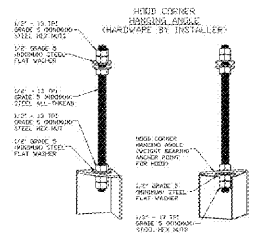
IT IS RECOMMENDED NOT TO INSTALL HIGH VELOCITY DIFFUSERS OR HVAC RETURNS WITHIN TEN (10) FEET OF THE EXHAUST HOOD. PERFORATED DIFFUSERS ARE RECOMMENDED.

THE FOLLOWING OPTIONAL ITEMS ARE NOT INCLUDED AS PART OF THE KROGER QUICK SELECT PROGRAM AND MUST BE SPECIFIED SEPARATELY IF NEEDED:

- EXTENDED WRAPPERS FOR CEILING HEIGHTS TALLER THAN 10'0" AFF.
- GAS SHUTOFF VALVE.
- SS BACKSPASH WALL PANELS.

CAPTIVE-AIRE HOODS ARE BUILT IN COMPLIANCE WITH UL 710 AND NFPA 96 AND ARE PERFORMED BY ONE OR MORE OF THE FOLLOWING:

ETL SANITATION LISTED
ETL LISTED FILER 3054804-001



REVISIONS

NO.	DATE	DESCRIPTION

CAPTIVE-AIRE
 4641 Paragon Park, Raleigh, NC 27616 PHONE: (919) 803-2610 FAX: (919) 277-9948 EMAIL: info@captivewire.com

KROGER GA-685 TUCKER GA
 TUCKER, GA, 30084

DATE: 10/15/2018
 DWG.#: 3574211
 DRAWN BY: JAC
 SCALE: 3/4" = 1'-0"
 MASTER DRAWING
 SHEET NO. 1

CINCINNATI 600 Vine Street, Cincinnati, OH 45202
 DENVER 1475 Broadway, Suite 1000, Denver, CO 80202
 SEATTLE 605 5th Avenue, Suite 400, Seattle, WA 98101
 PH: 513.721.8890
 PH: 303.733.4625
 PH: 206.469.4848

CR architecture + design

creating extraordinary places
 www.cr-architects.com
 502-492-6442

MECHANICAL/ELECTRICAL ENGINEERS
 WWW.KHENGINEERS.COM
 LEONARD KENNEL
 LOUISVILLE, KY 40203
 NEW YORK, NY 10014
 PH: 502-492-6442
 PH: 212-492-6442

KEKLH ENGINEERS

OWNER

Kroger

DATE: 10/25/18
 11/28/18
 ISSUE
 50% OWNER REVIEW
 100% DPERMIT

DATE REVISION

PROJECT TITLE
KROGER STORE GA685
 3559 CHAMBLEE TUCKER RD
 TUCKER, GA

COMMISSIONING: 517331
 ISSUE DATE: 11/08/2018
 SHEET TITLE
HVAC SECTIONS AND DETAILS

SHEET NO.
M3.1.1
 2018 Assemblies and Details, Inc.