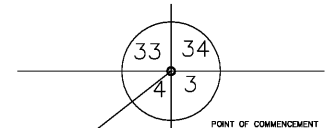


LOVES TRUCKSTOP



POINT OF COMMENCEMENT EXISTING 1/2" OPEN PIPE AT THE NORTHEAST CORNER OF SECTION 4 TOWNSHIP 16 NORTH, RANGE 21 EAST MAZON COUNTY, ALABAMA (AS DESCRIBED IN OLD BOOK 224 AT PAGE 992)

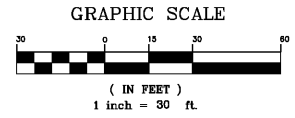
CITY NOTES:

- 1. BEFORE ANY WORK BEGINS WITHIN CITY RIGHT OF WAY, CONTACT LOCAL CITY ENGINEERING CHIEF INSPECTOR.
2. ALL UTILITY CONNECTIONS MADE WITHIN EXISTING CITY STREETS MUST BE BORED UNLESS OTHERWISE DETERMINED BY LOCAL CITY MAINTENANCE DEPARTMENT.
3. BEFORE ANY STREET CUTS, CONTACT LOCAL CITY MAINTENANCE.
4. DIRECT ALL STORM WATER INCLUDING ROOF DRAINS TO STREET RIGHT OF WAY OR DRAINAGE EASEMENT.
5. CONTRACTOR IS RESPONSIBLE FOR INSTALLING AND MAINTAINING ADEQUATE EROSION / SEDIMENTATION CONTROL DURING ALL PHASES OF CONSTRUCTION.
6. CONTRACTOR IS RESPONSIBLE FOR KEEPING MUD AND DEBRIS OFF CITY STREETS AND RIGHT OF WAY. CLEAN UP IS REQUIRED DAILY.
7. CONTRACTOR IS RESPONSIBLE FOR THE REPLACEMENT OF SIDEWALK AND / OR CURB AND GUTTER DAMAGED DURING CONSTRUCTION.
8. ANY CHANGES OR REVISIONS MADE TO THESE PLANS MUST BE SUBMITTED FOR APPROVAL.
9. ALL AREAS ON CITY RIGHT OF WAY THAT ARE DISTURBED DURING CONSTRUCTION SHALL BE REPLACED WITH 6" SAND OR 4" GRANULAR FILL, WHICHEVER IS DEEMED NECESSARY BY THE ENGINEERING DEPARTMENT.
10. CONVERT ALL STREET GRADIENTS TO "S" TYPE CURB INLETS.
11. ANY STREET CURBS REQUIRE A CITY STANDARD PAVEMENT PATCH AND 5' LONG, FULL STREET ASPHALT OVERLAY.
12. PROVIDE PARALLEL RAMP AT ALL SIDEWALK AND DRIVEWAY INTERSECTIONS.
13. ALL WATER AND SANITARY WORK AND MATERIALS ARE TO MEET LOCAL WATER WORKS & SANITARY SEWER BOARD STANDARDS & SPECIFICATIONS. FIRE LINES MUST MEET NFPA FIRE CODE STANDARDS FOR MATERIALS AND TESTING.
14. ANY WORK ON PUBLIC ROW REQUIRES A WORK ZONE THAT MEETS THE STANDARDS OF A MUTCD MANUAL.
15. ALL SANITARY SEWER MAIN 8" AND LARGER SHALL BE SOLID WALL PVC SDR26 PIPE UNLESS SPECIFICALLY CALLED OUT AS DUCTILE IRON. ALL SANITARY SEWER PIPING 6" AND SMALLER SHALL BE SCHEDULE SDR 23.5 OR 26 PVC WITH BELL AND SPIGOT ENDS FOR GASKETED JOINTS WITH ELASTOMERIC SEALS. ALL DUCTILE IRON PIPE SHALL BE POLYWRAPPED PER MWWSSB SPECS.
16. CONTRACTOR SHALL MAINTAIN A MINIMUM 36" COVER OVER EXISTING WATER AND SEWER LINES AT ALL TIMES DURING CONSTRUCTION.
17. NO TREES ALLOWED IN WATER OR SANITARY SEWER EASEMENTS.


PROJECT NOTES:

- 1. THE UNDERGROUND UTILITIES AND STORM DRAIN PIPE SHOWN HAVE BEEN LOCATED FROM FIELD SURVEY INFORMATION AND EXISTING DRAWINGS. THE SURVEYOR MAKES NO GUARANTEE THAT THE UNDERGROUND UTILITIES SHOWN COMPRISE ALL SUCH UTILITIES IN THE AREA, EITHER IN SERVICE OR ABANDONED. THE SURVEYOR FURTHER DOES NOT WARRANT THAT THE UNDERGROUND UTILITIES SHOWN ARE IN THE EXACT LOCATION INDICATED ALTHOUGH THEY ARE LOCATED AS ACCURATELY AS POSSIBLE FROM THE INFORMATION AVAILABLE. THE SURVEYOR HAS NOT PHYSICALLY LOCATED ALL OF THE UNDERGROUND UTILITIES AS TO SIZE, DEPTH OR CONDITION.
2. CONTRACTOR SHALL FIELD VERIFY LOCATION AND EXISTENCE OF UTILITIES PRIOR TO STARTING CONSTRUCTION.
3. SHOULD THERE BE ANY DISCREPANCIES BETWEEN DRAWINGS, SPECIFICATIONS OR GEOTECHNICAL REPORT, THE CONTRACTOR SHALL ADHERE TO THE MORE STRINGENT AND LARGER QUANTITY OF WORK AS DETERMINED BY THE ARCHITECT AND ENGINEER.
4. ANY MUD/CONSTRUCTION DEBRIS THAT MAY BE TRANSPORTED TO SURROUNDING ROADS, PARKING AREAS OR STORM SEWER SYSTEM SHALL BE CLEANED UP IMMEDIATELY AT THE CONTRACTOR'S EXPENSE.

Order Plans



FLOWERS WHITE ENGINEERING, L.L.C.
PO BOX 231246 MONTGOMERY, AL 36123
PH: 334.356.7607 FAX: 334.356.1231



9/25/2018

PROPOSED BK & POPEYES FOR
PREMIER KINGS COMPANIES
SHORTER, ALABAMA

These documents and their reproductions are the property of Flowers & White Engineering, L.L.C. Reproduction of these documents is strictly prohibited, without the express written consent.

Table with project details: PROJ. # 18-520, DRAWN BY: KJ, CHECKED BY: KJ, DATE: 8-5-18, REV. 1: ---, REV. 2: ---, REV. 3: ---

SHEET TITLE:
GRADING PLAN

SHEET NUMBER:
3.0

SHEET 3 OF 9

PRELIMINARY - NOT FOR CONSTRUCTION