

EQUIPMENT SCHEDULE		QTY	NO	DESCRIPTION	UNIT	INSTALL	BY	FINAL	COMM	SUPPLY	REMARKS
CI	CERTIFIED INSTALLER										
ES	EQUIPMENT SUPPLIER										
GC	GENERAL CONTRACTOR										
											REFERENCE SPECIFICATIONS FOR MANUFACTURER AND MODEL NUMBERS. SPECIFIC TERRITORY IS DESIGNATED IN THE SPECIFICATIONS FOR BANSON AND GRACO ONLY.
01	TR452	1	1	1" STRAINER 1/2"	EA	CI	CI	MM			2,7
01	TR462	1	1	QUICK-CONNECT AIR COUPLER 1/4" NPTF	EA	CI	CI	MM			2,7
01	TR451	1	1	HEX NUTS 1/4" NPTM x 1/4" NPTM	EA	CI	CI	MM			2,7
01	TR453	1	1	RUSHING 1" NPTM x 1/2" NPTF	EA	CI	CI	MM			2,7
01	TR454	1	1	HEX NUTS 1/2" NPTM x 1/2" NPTM	EA	CI	CI	MM			2,7
01	TR455	1	1	HEX NUTS 1/4" NPTM x 1/2" NPTM	EA	CI	CI	MM			2,7
01	TR456	1	1	RUSHING 1/2" NPTM x 1/4" NPTF	EA	CI	CI	MM			2,7
01	TR457	1	1	REGULATOR WITH GAUGE 1/4" NPTF	EA	CI	CI	MM			2,7
01	TR458	1	1	PISTON 1/4" NPTF	EA	CI	CI	MM			2,7
01	TR459	1	1	CHECK VALVE	EA	CI	CI	MM			2,7
01	TR460	1	1	LF SHUT-OFF VALVE 1/2" NPTF AIR	EA	CI	CI	MM			2,7
01	TR461	1	1	LF SHUT-OFF VALVE 1" NPTF	EA	CI	CI	MM			2,7

GENERAL NOTES

- ALL TANKS AND FITTING TO BE INSTALLED AND PROPERLY TESTED IN ACCORDANCE WITH ALL APPLICABLE CODES AND MANUFACTURER REQUIREMENTS. REF SPECIFICATIONS.
- ALL PIPING AND FITTINGS TO BE SUPPLIED BY GENERAL CONTRACTOR AND INSTALLED BY CERTIFIED INSTALLER.

NOTES

- FURNISHED BY WAL-MART AND INSTALLED BY GENERAL CONTRACTOR PER MANUFACTURER'S SPECIFICATIONS.
- GENERAL CONTRACTOR IS RESPONSIBLE TO COORDINATE DELIVERY SCHEDULES PER SPECIFICATIONS.
- STEEL MOUNTING PLATE FOR WASTE OIL PUMP BY LIFT MANUFACTURER.
- NOT USED.
- PIPES ROUTED THROUGH EMBEDDED FIRE SLEEVE. REF MECHANICAL.
- TRIED SHALL BE PROVIDED WITH LIFT.
- GENERAL CONTRACTOR IS RESPONSIBLE TO COORDINATE INSTALLATION SCHEDULE. REF SPECIFICATIONS.
- REF MECHANICAL FOR LOCATION.
- REFER TO SPECIFICATION.
- NO INSTALLATION REQUIRED.

NOTE:
EQUIPMENT IS LISTED ON ARCHITECTURAL AND MEP DRAWINGS.

601 OFFICE

WALLS

- PAINT WALLS F131.
- PAINT HOLLOW METAL DOORS AND FRAMES F162.
- REPLACE DAMAGED BASE.

FLOOR

- VCT: PIECE REPLACE VCT AS DIRECTED BY CM TO MATCH EXISTING.

CEILING

- PAINT CEILING F131.

MILLWORK

- REFURBISH COUNTERTOPS.

602 LUBE PIT

WALLS

- IF EXISTING WALLS HAVE BEEN PAINTED REPAINT WALLS F8.
- CLEAN AND REPAINT STAIRS AND LADERS AT LUBE PIT F5.
- PROVIDE NON SLIP FINISH.
- CLEAN AND PAINT ALL RAILINGS IN LUBE PIT F5.
- PROFESSIONALLY CLEAN LOWER BAY AREA WALLS CAPTURING RUN-OFF.

FLOOR

- PROFESSIONALLY CLEAN LOWER BAY AREA FLOORS CAPTURING RUN-OFF.

604 CUSTOMER SERVICE, 605 WAITING AREA

WALLS

- PAINT WALLS F131 TO CEILING IF EXISTING OR FULL HEIGHT WHERE OPEN TO STRUCTURE. USE F87 WAINSCOT AND DRY BASE.
- CMC: PAINT F164 "ESSENTIAL GRAY" TO 4'-0" AFF AND F131 "WHITE FLOOR" ABOVE 4'-0" AFF.
- PAINT ALL HOLLOW METAL DOORS AND FRAMES F162.

FLOOR

- REMOVE VCT POLISH CONCRETE, REF A1.1 FOR FURTHER SOW.
- PAINT CEILING F131.

CEILING

- LAY-IN: REPLACE ACT1 CEILING TILES. CLEAN GRID, AND GRILLES/SPRINKLER HEADS, AND SPINHLER HEADS. REPLACE ALL LENSES. REPLACE ANY DAMAGED ITEMS.

MILLWORK

- RE-LAMINATE FRONT FACE AND SIDE FACES OF EXISTING COUNTERTOP, INSTALL NEW WALL GUARD, AND INSTALL NEW BASE.
- HOLD SURFACE COUNTERTOP OR STAINLESS STEEL COUNTERTOP: STR. REFURBISH TO LIKE-NEW CONDITION.

606 TIRE & LUBE MOUNTING AREA

WALLS

- PAINT LUBE AND TIRE MOUNTING AREA F16 TO 8'-0" AFF. PAINT F8 FROM 8'-0" AFF TO DECK. PAINT BOTH SIDES TOP HALF-HEIGHT WALL F16.
- PAINT HOLLOW METAL DOORS AND FRAMES F162.
- CLEAN AND PAINT RAILINGS FOR STAIRS AND PIT CEILING F5.

FLOOR

- CLEAN ALL FLOORS IN BAY AREA.
- PAINT ALL STEEL LUBE PIT COVERS AND FLOOR GUIDE RAILS F5. CLEAN VINYL PIT COVERS.

CEILING

- OPEN TO STRUCTURE: CLEAN JOISTS, JOIST GIRDERS, DECKING, CONDUIT, SPRINKLER PIPES, AIR GRILLES/DIFFUSERS, AND SECURITY GLOBES. CLEAN AND PAINT EXPOSED WOOD JOIST WORK AND PLUMBING TO MATCH PAINTED STRUCTURE.

602 MECHANICAL, 603 SECURITY, 605 STORAGE, 608 SUPPLY

WALLS


- PATCH AND REPAIR HOLES IN WALLS, FINISH TO MATCH ADJACENT.
- IF EXISTING WALLS ARE PAINTED REPAINT WALLS F8.
- PAINT HOLLOW METAL DOORS AND FRAMES F162.

FLOOR

- CLEAN FLOORING.

KEYNOTES

9.90 PAINTED STRIPES. REF S1 FOR STRIPING CONDITIONS.



ISSUE BLOCK

NO	DESCRIPTION	DATE
1	ISSUE	10/26/19

COMMENTS

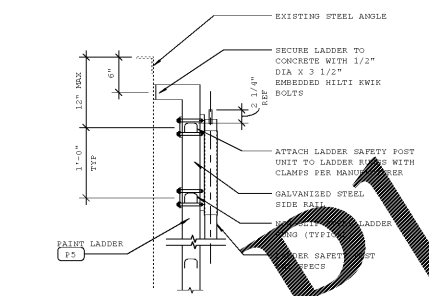
Walmart
JESUP, GA
STORE NO. 2630
2860278 PHOTO: 138 55

CHECKED BY: RD
DRAWN BY: FM
PHOTO CYCLE: 09/07/19
DOCUMENT DATE: 10/05/19

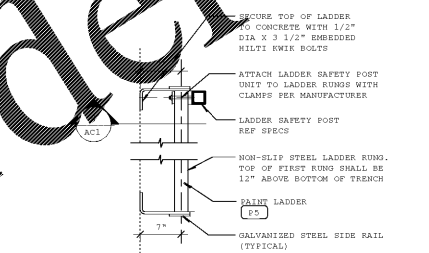
NOT FOR CONSTRUCTION

AUTOCENTER PLAN AND DETAILS

SHR: AC1

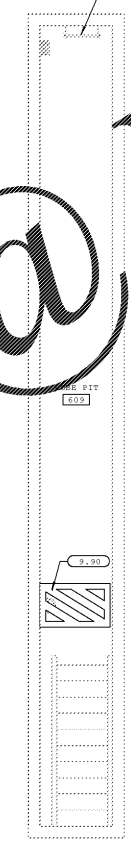


4 LADDER SECTION
1" = 1'-0"

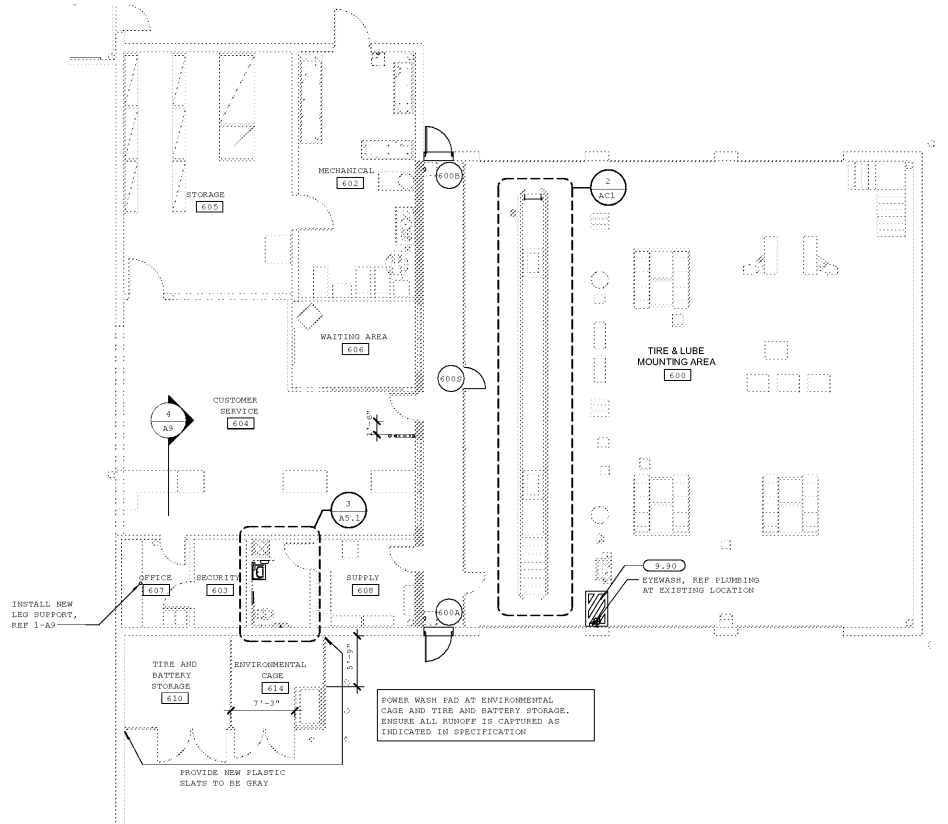


3 LADDER DETAIL
1" = 1'-0"

REMOVE AND REPLACE STEEL LADDER WITH SAFETY POST, REF 3 - AC. REF 4 - AC1



2 PIT LUBE
1/4" = 1'-0"



1 ENLARGED AUTO CENTER PLAN
1/8" = 1'-0"

Order Plans @ www.LDILine.com