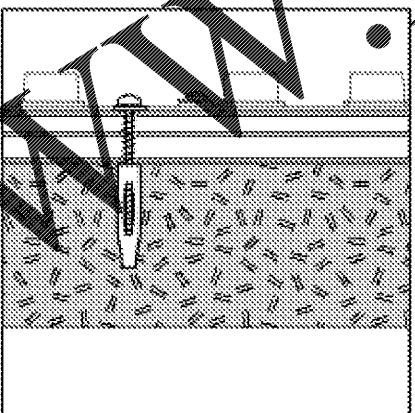




DETAIL A
WINDOWS ANCHORS



DETAIL M
WINDOWS ANCHORS



DETAIL B
MIT CORNER JOINT



DETAIL C
FRAME MD JOINTS

QUANTITY

Mounting

REVISIONS

NOTES

FILE LOCATION:
T:\A\

Order Plans

PLEASE NOTE:
 THESE DRAWINGS ARE FOR THE USE OF THE CLIENT OR THE CONTRACTOR'S REPRESENTATIVE ONLY. THE CONTRACTOR SHALL BE RESPONSIBLE FOR OBTAINING ALL NECESSARY PERMITS AND APPROVALS FROM THE LOCAL JURISDICTION. THE CONTRACTOR SHALL BE RESPONSIBLE FOR OBTAINING ALL NECESSARY PERMITS AND APPROVALS FROM THE LOCAL JURISDICTION. THE CONTRACTOR SHALL BE RESPONSIBLE FOR OBTAINING ALL NECESSARY PERMITS AND APPROVALS FROM THE LOCAL JURISDICTION.

DATE	4/21	BY	KES
DESCRIPTION	12/2/2017	DATE	4/21
DESIGNER	CHRIS ALBRACK	DATE	4/21

