

PROJECT INFORMATION:

THE BUILDING IS IN COMPLIANCE WITH THE:
 2012 INTERNATIONAL BUILDING CODE WITH GA AMENDMENTS
 2012 INTERNATIONAL FIRE CODE WITH GA AMENDMENTS
 2012 INTERNATIONAL MECHANICAL CODE WITH GA AMENDMENTS
 2012 INTERNATIONAL PLUMBING CODE WITH GA AMENDMENTS
 2009 INTERNATIONAL ENERGY CONSERVATION CODE WITH GA AMENDMENTS
 2012 INTERNATIONAL FUEL GAS CODE WITH GA AMENDMENTS
 2017 NATIONAL ELECTRIC CODE
 2010 ADA STANDARDS FOR ACCESSIBLE DESIGN
 2012 NFPA 101 LIFE SAFETY CODE

| BUILDING PLANNING (CHAPTER 3.4.5.6): | | |
|---|-------------------------------|----------|
| OCCUPANCY CLASSIFICATION (302.0 - 312.0) | MIXED OCCUPANCY GROUP M & S-1 | |
| | (ALLOWABLE) | (ACTUAL) |
| NUMBER OF STORIES (TABLE 503): | 1 | 1 |
| BUILDING HEIGHT (TABLE 503): | 40'-0" | 24'-8" |
| BUILDING AREA (TABLE 503): | 9,000 | |
| STREET FRONTAGE | 6750 | |
| INCREASE (A.) (506.2): | | |
| AUTOMATIC SPRINKLER SYSTEM INCREASE (A.) (506.3): | 27,000 | |
| MAXIMUM ALLOWABLE SQUARE FOOTAGE (A.): | 42,750 | 19,997 |

AREA MODIFICATIONS (506):
 AUTOMATIC SPRINKLER SYSTEM: YES - (300% INCREASE)
 STREET FRONTAGE INCREASE: 592'-2 1/32"
 BUILDING PERIMETER: 592'-2 1/32"
 BUILDING PERIMETER FRONTING ON A STREET OR UNOCCUPIED SPACE: 592'-2 1/32"
 INCREASE TO MAX. ALLOWABLE AREA (I₂): 75.0%

| AREA INCREASE CALCULATOR | | | |
|--------------------------|----------------|--|--|
| | BASE AREA | AREA INCREASE | SPRINKLER INCREASE |
| A ₁ | A ₂ | (A ₁ * I ₁) / 100 | (A ₁ * I ₂) / 100 |
| A ₁ | 9,000 | 6,750 | 27,000 |

TYPES OF CONSTRUCTION (CHAPTER 6)
 CONSTRUCTION CLASSIFICATION: VB

FIRE RESISTANT REQUIREMENTS: (TABLES 601 & 602)
 STRUCTURAL FRAME: 0 HR.
 BEARING WALLS:
 EXTERIOR: 0 HR.
 INTERIOR: 0 HR.
 NONBEARING WALLS AND PARTITIONS:
 EXTERIOR: SEE TABLE 602
 INTERIOR: 0 HR.
 FLOOR CONSTRUCTION: 0 HR.
 ROOF CONSTRUCTION: 0 HR.

FIRE SEPARATION DISTANCE = X (feet)
 LESS THAN 5': 2 HR.
 MORE THAN 5', LESS THAN 10': 1 HR.
 MORE THAN 10', LESS THAN 30': 0 HR.
 GREATER THAN 30': 0 HR.

FIRE AND SMOKE PROTECTION FEATURES: (CHAPTER 7)
 FIRE-RESISTANT RATING OF STRUCTURAL MEMBERS (704): NOT REQUIRED
 EXTERIOR WALLS (705): NOT REQUIRED
 FIRE WALLS (706): NOT REQUIRED
 FIRE BARRIERS (707): NOT REQUIRED
 FIRE PARTITIONS (708): NOT REQUIRED
 SMOKE BARRIERS (709): NOT REQUIRED
 SMOKE PARTITIONS (710): NOT REQUIRED
 HORIZONTAL ASSEMBLIES (711): NOT REQUIRED
 VERTICAL OPENINGS (712): NOT REQUIRED
 SHAFT ENCLOSURES (713): NOT REQUIRED
 PENETRATIONS (714): NOT REQUIRED
 FIRE-RESISTANT JOINT SYSTEMS (715): NOT REQUIRED
 OPENING PROTECTIVES (716): NOT REQUIRED
 DUCTS AND AIR TRANSFER OPENINGS (717): NOT REQUIRED
 CONCEALED SPACES (718): NOT REQUIRED
 FIRE-RESISTANT REQUIREMENTS FOR PLASTER (719): NOT REQUIRED
 THERMAL- AND SOUND-INSULATING MATERIALS (720): NOT REQUIRED

| OCCUPANCY / GROUP | INTERIOR WALL AND CEILING FINISH REQUIREMENTS BY OCCUPANCY (TABLE 903.9) | | | | | |
|-------------------|--|-----------|---------------------------|-------------------------------|-----------|---------------------------|
| | SPRINKLERED | | | NONSPRINKLERED | | |
| | ENTRANCE AND EXIT PASSAGeways | CORRIDORS | ROOMS AND ENCLOSED SPACES | ENTRANCE AND EXIT PASSAGeways | CORRIDORS | ROOMS AND ENCLOSED SPACES |
| MERCANTILE | B | C | A | B | C | |

FIRE PROTECTION SYSTEMS (CHAPTER 9)
 AUTOMATIC SPRINKLER SYSTEMS (905): (REQUIRED) YES (PROVIDED) YES
 STANDPIPE SYSTEM (905): (REQUIRED) NO (PROVIDED) NO
 PORTABLE FIRE EXTINGUISHERS (906): (REQUIRED) YES (PROVIDED) YES
 FIRE ALARM AND DETECTION SYSTEMS (907): (REQUIRED) NO (PROVIDED) YES
 EMERGENCY LIGHTING SYSTEMS (908): (REQUIRED) NO (PROVIDED) NO
 SMOKE CONTROL SYSTEMS (909): (REQUIRED) NO (PROVIDED) NO
 SMOKE AND HEAT REMOVAL (910): (REQUIRED) NO (PROVIDED) NO
 FIRE COMMAND CENTER (911): (REQUIRED) NO (PROVIDED) NO
 FIRE DEPARTMENT CONNECTIONS (912): (REQUIRED) YES (PROVIDED) YES

**MEANS OF EGRESS (CHAPTER 7)
 OCCUPANT LOAD (7.3.1):**

| OCCUPANCY USE | OCCUPANCY LOADS (TABLE 7.3.1.2) | | |
|---------------------|---------------------------------|--------------------------------|-----------|
| | SQUARE FEET / OCCUPANT | TOTAL OCCUPANCY SQUARE FOOTAGE | OCCUPANTS |
| MERCANTILE | 30 | 13,203 | 441 |
| BUSINESS | 100 | 363 | 4 |
| STORAGE / STOCK | 300 | 4,688 | 16 |
| TOTAL OCCUPANT LOAD | | | 461 |

EGRESS WIDTH (7.3.2):

| USE GROUP OR SPACE DESCRIPTION | OCCUPANT LOAD BY FLOOR | EXIT WIDTH (IN.)* | | | | | |
|--------------------------------|------------------------|---|-------|------------------------|-------|-----------------------------|-------|
| | | EGRESS WIDTH PER OCCUPANT (TABLE 7.3.3.1) | | REQUIRED WIDTH (A X B) | | ACTUAL WIDTH SHOWN ON PLANS | |
| | | STAIR | LEVEL | STAIR | LEVEL | STAIR | LEVEL |
| MERCANTILE | 441 | .3 | .2 | 132.3 | 88.2 | | |
| BUSINESS | 4 | .3 | .2 | 1.2 | 0.8 | | |
| STORAGE | 16 | .3 | .2 | 4.8 | 3.2 | | |
| TOTAL: | 461 | .3 | .2 | 138.3 | 92.2 | | |

* The loss of one means of egress shall not reduce the available capacity to less than 50 percent of the total required (Section 7.5.1.3.7)

ACCESSIBLE MEANS OF EGRESS (7.5.4):

DOOR WIDTH (7.2.1):
 MINIMUM: 32"
 MAXIMUM: 48"
 PANIC HARDWARE (7.2.1.7): (REQUIRED) NO (PROVIDED) YES
 EXIT SIGNS (7.10.1.2): (REQUIRED) YES (PROVIDED) YES
 HANDRAILS (7.2.2.4.1): 34" H. MIN., 38" H. MAX.
 GUARDS (7.2.2.4): 42" H.
 COMMON PATH OF EGRESS TRAVEL (36.2.5.3; TABLE 42.2.5): 100'
 MINIMUM # OF EXITS REQ. ON 1ST FLOOR (36.2.4): (REQUIRED) 2 (PROVIDED) 4
 MAXIMUM TRAVEL DISTANCE TO AN EXIT (36.2.6.2): 250' IF SPRINKLED
 MIN. EGRESS LEVEL COMPONENT WIDTH (7.3.4.1; TABLE 7.3.3.1): 42' MERCANTILE; 3.6' STORAGE
 MAXIMUM DEAD END CORRIDOR DISTANCE (36.2.5.2.1): 50' IF SPRINKLED

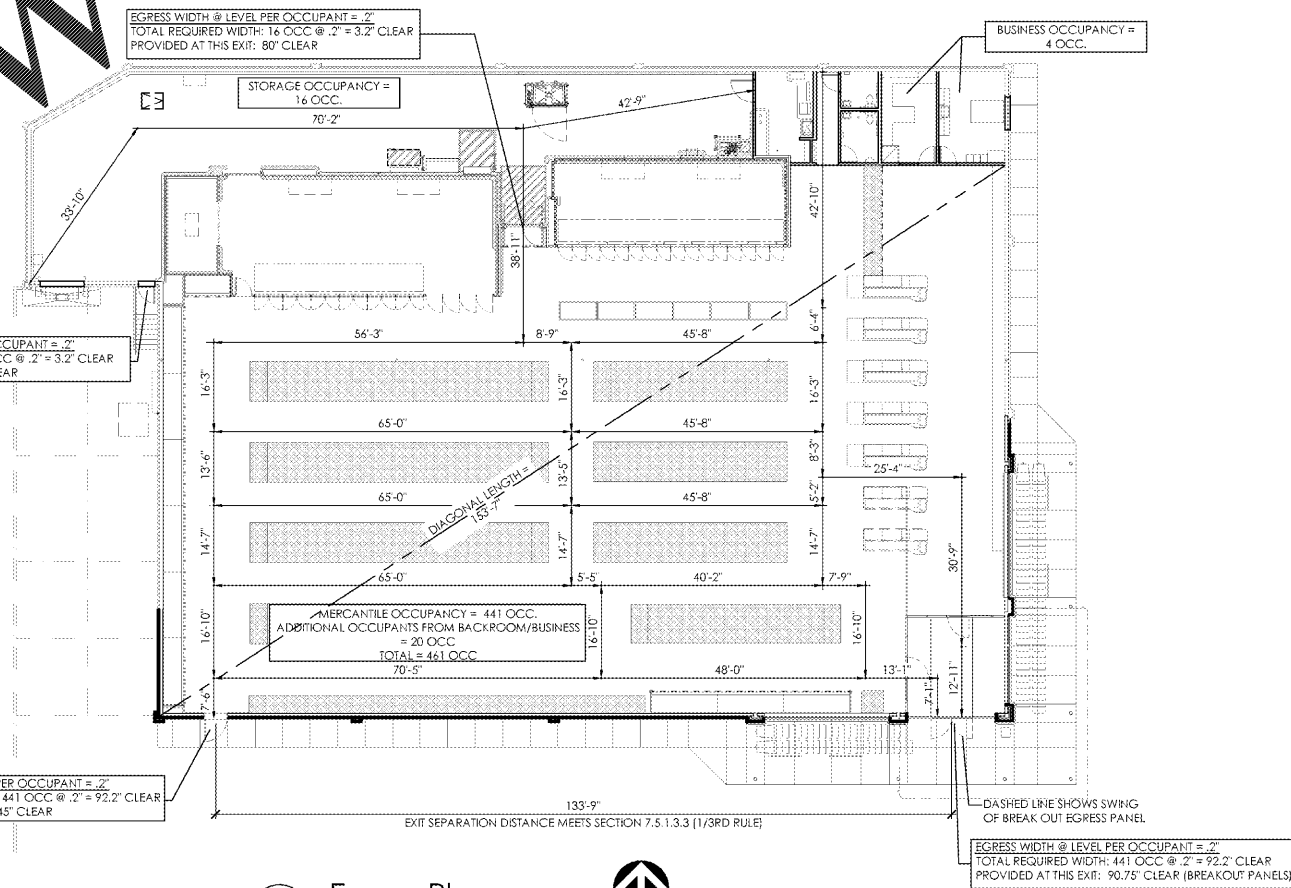

CHECK-OUT AISLES (36.2.5.8): NO LESS THAN 1/2 OF REQUIRED EXITS TO BE LOCATED SO AS TO BE REACHED WITHOUT PASSING THROUGH CHECKOUT STATION

PLUMBING FIXTURE REQUIREMENTS:

| OCCUPANCY / GROUP | MINIMUM NO. OF REQUIRED PLUMBING FIXTURES (IBCP TABLE 403.1) | | | | | | | |
|-----------------------|--|--------|------------|--------|-------------------|--------------------|----------------|---------------|
| | WATER CLOSETS (URINALS) | | LAVATORIES | | BATHUBS / SHOWERS | DRINKING FOUNTAINS | SINKS | REFRIGERATORS |
| | MALE | FEMALE | MALE | FEMALE | | | | |
| MERCANTILE (REQUIRED) | 1 PER 500 | | 1 PER 750 | | | 1 PER 100 | 1 SERVICE SINK | |
| MERCANTILE (PROVIDED) | 1+1 | 1 | 1 | 1 | | 2 | 1 SERVICE SINK | |

AREA SUMMARY (FOR REFERENCE ONLY)


| SIDE DOCK AREA SUMMARY | | | | |
|--|-------------------|----------------|-------------|----------------|
| OCCUPANCY USE | ROOM NAME | SQUARE FOOTAGE | PRE REMODEL | V7.0 PROTOTYPE |
| MERCANTILE | SALES / VESTIBULE | 13,023 | 10,289 | 12,106 |
| | MEN'S ROOM | 45 | 45 | 85 |
| | WOMEN'S ROOM | 64 | 64 | 83 |
| | HALL | 71 | 71 | 133 |
| SUBTOTAL (MERCANTILE) | | 13,203 | 10,465 | 12,407 |
| BUSINESS | OFFICE | 198 | 198 | 252 |
| | BREAK ROOM | 165 | 165 | 214 |
| SUBTOTAL (BUSINESS) | | 363 | 363 | 466 |
| STORAGE / STOCK | BACKROOM | 2,823 | 2,823 | 3,171 |
| | COOLER | 1,236 | 1,014 | 1,317 |
| | FREEZER | 629 | 1,108 | 648 |
| SUBTOTAL (STORAGE / STOCK) | | 4,688 | 4,945 | 5,136 |
| SUBTOTAL (OCCUPANCIES) | | 22,574 | 15,372 | 18,099 |
| EXTERIOR / INTERIOR WALLS / UNOCCUPIED SPACE | | 19,324 | 1,020 | 955 |
| BUILDING SQUARE FOOTAGE | | 41,898 | 16,392 | 19,054 |
| EXTERIOR CANOPY | | 736 | 966 | 733 |
| TOTAL SQUARE FOOTAGE (INCLUDING CANOPY) | | 49,370 | 17,358 | 19,787 |



1 Egress Plan
 SCALE: 1/16" = 1'-0"
 NORTH



310 MILLS AVE. GREENVILLE, SC 29605
 864.242.9881
 plans@narramore.net
 © 2018 NARRAMORE ASSOCIATES, INC.
 COPYRIGHT PROTECTED BY FEDERAL LAW



1597 DRY POND RD.
 JEFFERSON, GA 30549
 706.387.7722
 FAX: 706.387.7701

ALDI FOOD STORE # 61
 2689 Spring Road
 Smyrna, GA 30080

REVISIONS

PROJECT DATA
 V1.07 100x155 LW Expansion
PROJECT NUMBER
 18412
ISSUE DATE
 10-25-18

ALDI FOOD STORE #61
 Smyrna, GA

G-002

CODE REVIEW