




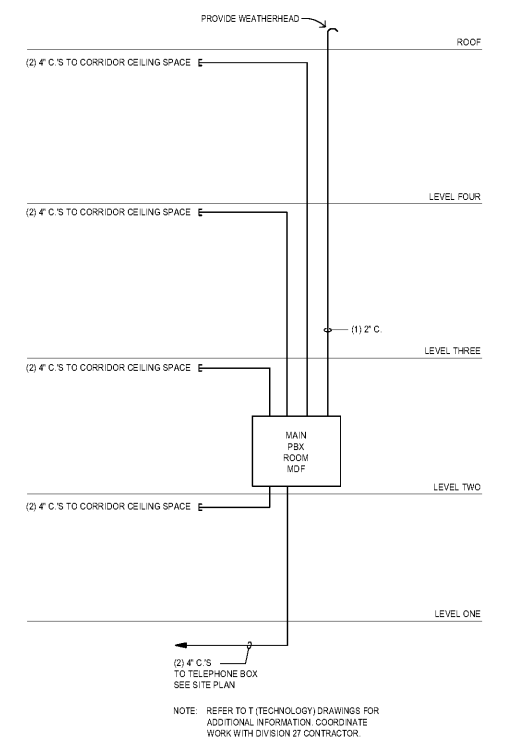
RULE JOY TRAMMELL RUBIO ARCHITECTURE INTERIOR DESIGN
 300 Galleria Parkway Suite 740 Atlanta, Georgia 30329
 770-661-1492 (phone) 770-661-1493 (fax)
 www.rjtdesign.com

PRINTED
 DATE 11/01/18
 ISSUE/REVISION ISSUED FOR PERMIT

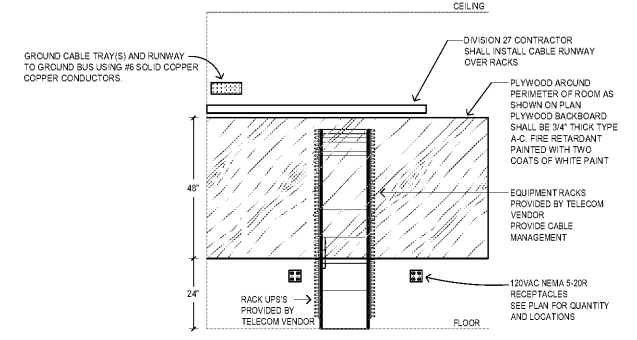


EXTENDED STAY AMERICA
 POOLER, GA

COMMISSION NO: 18-120-00
 DRAWING NO:
E901



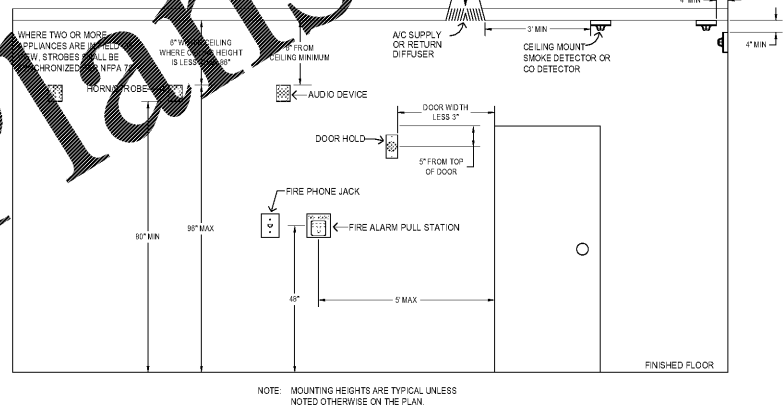
4 COMMUNICATIONS RACEWAY RISER DIAGRAM
 E901 SCALE: NONE



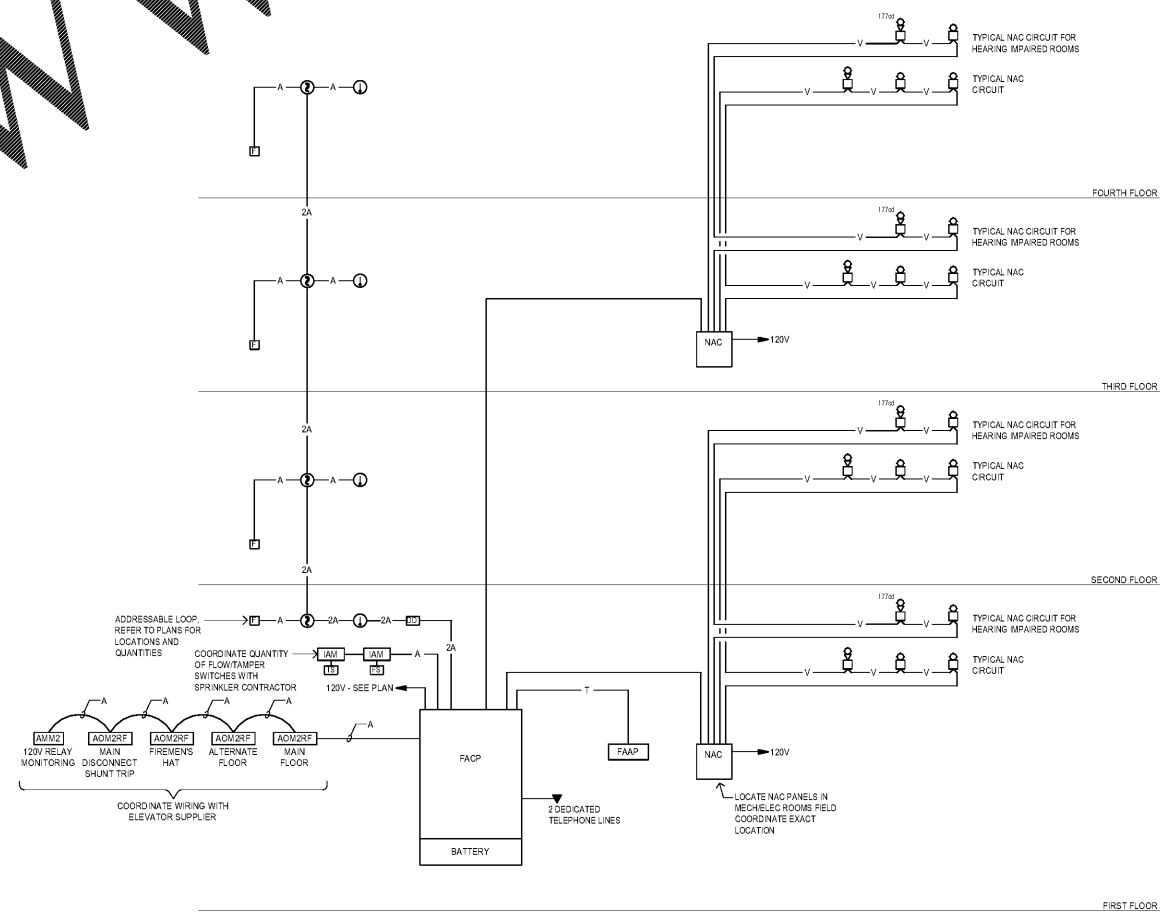
2 PHONE/COMM RACK DETAIL
 E901 SCALE: NONE

NOTES:
 SYSTEM SUPPLIER SHALL PROVIDE ACCURATE WIRING DIAGRAMS ACCOUNTING FOR CIRCUIT LOADING AND VOLTAGE DROP.
 NAC PANELS ARE DIAGRAMMATIC ONLY. FIRE ALARM SUPPLIER SHALL PROVIDE QUANTITY OF NAC PANELS AS REQUIRED FOR DEVICES. PROVIDE LOAD CALCULATIONS AND BATTERY CALCULATIONS WITH SHOP DRAWINGS.
 PROVIDE ALL DEVICES AND WIRING AS REQUIRED TO COMPLY WITH NFPA 72, IFC, AND LOCAL CODES.
 PROVIDE ALL REQUIRED WIRING AND INTERFACE TO MONITOR FIRE/SMOKE DAMPERS. REFER TO PLAN DRAWINGS FOR LOCATIONS.

ID	CONDUCTORS	ADDRESSABLE
A	2 #18 TG	ADDRESSABLE
C	2 #14	OTHER
D	2 #14	ADDRESSABLE
L	4 #14	REMOTE LED INDICATOR
P	2	POWER CIRCUIT
R	2 #14	RELAY SWITCH
S	2 #18 TG	SPEAKER CIRCUIT
T	18 TG	REMOTE UNIT INTERFACE
V	2	VISUAL CIRCUIT
NAC	ALL CONDUCTORS SHALL BE SOLID	



5 FIRE ALARM DEVICE MOUNTING DETAIL
 E901 SCALE: NONE



1 FIRE ALARM RISER DIAGRAM
 E901 SCALE: NONE

Order Plans

WWW.LDILine.com