

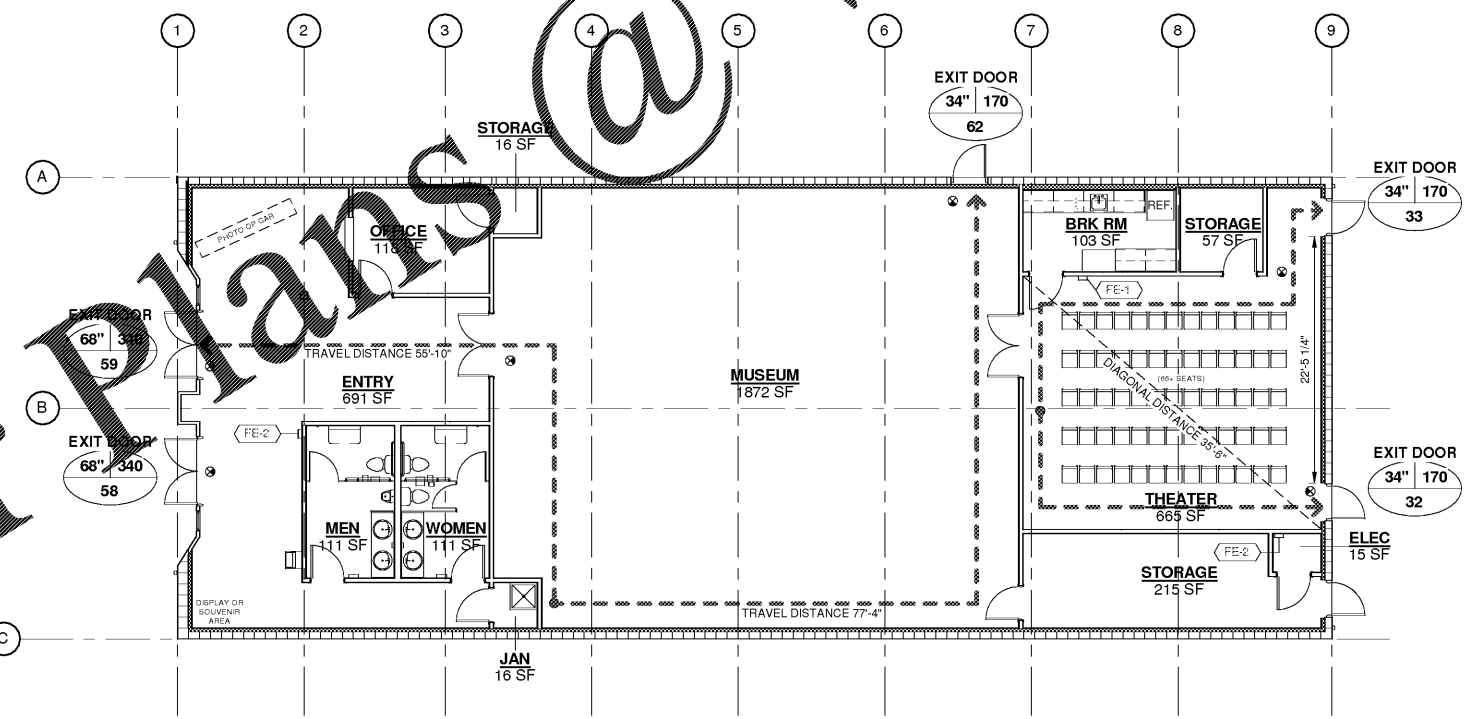
WWW.LDLINE.COM

Order Plans

CODE ANALYSIS

MINIMUM STANDARD CODES	
IBC - INTERNATIONAL BUILDING CODE	2012 EDITION W/ GEORGIA AMENDMENTS
IFGC - INTERNATIONAL FUEL GAS CODE	2012 EDITION W/ GEORGIA AMENDMENTS
IMC - INTERNATIONAL MECHANICAL CODE	2012 EDITION W/ GEORGIA AMENDMENTS
IPC - INTERNATIONAL PLUMBING CODE	2012 EDITION W/ GEORGIA AMENDMENTS
NATIONAL ELECTRICAL CODE	2017 EDITION W/ GEORGIA AMENDMENTS
INTERNATIONAL FIRE CODE	2012 EDITION W/ GEORGIA AMENDMENTS
INTERNATIONAL ENERGY CONSERVATION CODE	2009 EDITION W/ GEORGIA AMENDMENTS
ADA STANDARDS FOR ACCESSIBLE DESIGN	2010 EDITION W/ GEORGIA AMENDMENTS
NFPA - 101 LIFE SAFETY CODES	2012 EDITION W/ GEORGIA AMENDMENTS

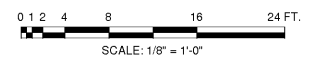
REVIEW PER DESIGN	
NON SEPARATED OCCUPANCY (IBC CHAPTER 3, NFPA 101 CHAPTER 6)	IBC <u>III</u> NFPA <u>ASSEMBLY</u>
TYPE OF CONSTRUCTION (IBC CHAPTER 5, NFPA 101 CHAPTER 6)	IBC <u>IIIB</u> NFPA <u>III</u>
SPRINKLER REQUIREMENT (IBC CHAPTER 9, NFPA CHAPTER 13)	SPRINKLER PROVIDED YES <u>NO</u> <u>X</u> LESS THAN 300 OCCUPANTS YES <u>NO</u> <u>X</u>
BUILDING FLOOR AREA ALLOWED PER FLOOR (IBC TABLE 503)	YES <u>NO</u> <u>X</u>
ST FLOOR ALLOWED	BY DESIGN <u>4,410 SF</u>
ALL ALLOWED	BY DESIGN <u>4,410 SF</u>
BUILDING HEIGHT (IBC TABLE 503)	YES <u>NO</u> <u>X</u>
HEIGHT ALLOWED	55'-0" <u>2 STORIES</u>
HEIGHT BY DESIGN	29'-0" TO PARAPET OF <u>1 STORY</u>
OCCUPANT LOAD (IBC SECT. 1004.1.2, NFPA T-7.3.1.2) =	
ASSEMBLY - 15 SF PER PERSON =	179 OCCUPANTS
ASSEMBLY (THEATRE) - FIXED =	65 OCCUPANTS
TOTAL =	244 OCCUPANTS
REQUIRED MEANS OF EGRESS	
PER NFPA 101: 244 PEOPLE * .2" PER PERSON =	48.8"
EGRESS CAPACITY PROVIDED: (2*68")+(3*34") =	238"
TRAVEL DISTANCES	
COMMON PATH (IBC 1014.3, NFPA T-A7.6)	75 FT
DEAD END (IBC 1018.4, NFPA T-A7.6.)	20 FT
TRAVEL DISTANCE (IBC T-1016.2, NFPA A7.6.1)	200 FT
FIRE RESISTANCE RATING REQUIRED (IBC TABLE 601, NFPA TABLE A-8-2.1.2)	
STRUCTURAL FRAME	IBC 0 HR NFPA 0 HR
***including columns, girders and trusses	
BEARING WALLS	
EXTERIORS	IBC 0 HR NFPA 0 HR
INTERIORS	IBC 0 HR NFPA 0 HR
NONBEARING WALLS & PARTITIONS	
EXTERIORS	IBC 0 HR NFPA 0 HR
INTERIORS	IBC 0 HR NFPA 0 HR
FLOOR CONSTRUCTION	IBC 0 HR NFPA 0 HR
***including supporting beams & joists	
ROOF CONSTRUCTION	IBC 0 HR NFPA 0 HR
***including supporting beams & joists	
REQUIRED SEPARATION OF OCCUPANCIES (IBC T-508.4, NFPA T-6.1.14.4.1)	
NON SEPARATED OCCUPANCIES	IBC 0 HR NFPA 0 HR




LIFE SAFETY PLAN LEGEND

	EGRESS TRAVEL PATH: DISTANCE NOTED IS ACTUAL
	ROOM AREA
	OCCUPANCY LOAD FACTOR AND METHOD
	EXIT DOOR 68" 340 299 EGRESS WIDTH
HO	HOLD OPEN
PD	PANIC DEVICE
	FIRE EXTINGUISHER w/ CABINET, LARSEN'S MODEL 2409-6R w/ MP10 EXTINGUISHER
	FIRE EXTINGUISHER (MP10) w/ BRACKET
	EXIT SIGN SHOWN IN GENERAL LOCATIONS- COORDINATE w/ ELECTRICAL FOR COMPLETE SYSTEM INSTALLATION


NOTE:
FIRE EXTINGUISHERS SHALL BE
LOCATED PER THE REQUIREMENTS
OF NFPA 10. THE SIZE SHALL BE A
MINIMUM OF 2 A 10 BC 1 AND SHALL
BE INSTALLED AT A MAXIMUM OF 48"
A.F.F. TO THE TOP OF THE HANDLE.



LIFE SAFETY PLAN
SCALE: 1/8" = 1'-0"



ARCHITECTS • ENGINEERS • INTERIORS
JOHNSON, LASCHOBER &
ASSOCIATES, P.C.
135 N LOUISVILLE ST., HARLEM, GA 30814
TEL: (706) 724-9756 • TEL: (843) 619-4656
FAX: (706) 724-3935
WWW.THEJLAGROUP.COM



REV	DATE	BY	DESCRIPTION
1	06/14/18	WLD	RE-ISSUE FOR CONSTRUCTION
0	05/09/18	WLD	ISSUE FOR CONSTRUCTION

PROJECT NO. 3045.1704
DRAWN BY: CBW
CHECKED BY: WLD
DATE: 03/26/18
SHEET TITLE:
LIFE SAFETY/ CODE ANALYSIS
SCALE AS NOTED
DRAWING NO. **G-002** REV. **1**

This document is the property of Johnson, Laschober & Associates, P.C. The unauthorized reproduction, copying or otherwise use of this document is strictly prohibited and any infringement thereupon may be subject to legal action.