




THE KROGER COMPANY
R-534







DRAWING INDEX

- T0.0 COVER SHEET
- T1.1 PROPOSED CABLE ROUTING STORE & ZONE COVERAGE
- T1.2 LOSS PREVENTION CAMERA LAYOUT
- T1.3 OVERALL STORE JACK LOCATIONS
 - T1.3.1 ECR JACK LOCATIONS
 - T1.3.2 P-IDF (PHARMACY) JACK LOCATIONS
 - T1.3.3 B-IDF (DROCERY FREEZER) JACK LOCATIONS
 - T1.3.4 M-IDF (MEAT) JACK LOCATIONS
- T1.4 F-IDF (FUEL CENTER) LAYOUT
- T1.5 OVERALL STORE PAGING
 - 1.6.1 OVERALL STORE ZAP LOCATIONS
 - 1.6.2 ZAP MOUNTING DETAILS
- T4.1 ECR BUILD OUT
 - T4.2 TR-P PHARMACY BUILD OUT
 - T4.3 TR-B GROCERY FREEZER BUILD OUT
 - T4.4 TR-M MEAT COOLER BUILD OUT
- T5.1 TELECOMMUNICATION DETAILS 1
- T5.2 TELECOMMUNICATION DETAILS 2
- T6.1 TELECOMMUNICATIONS BACKBONE SCHEMATIC
 - T6.2.1 TELECOMMUNICATIONS CABLE SCHEDULE 1

PATHWAYS AND SPACES

-  PROPOSED FIBER OPTIC BACKBONE ROUTING
-  PROPOSED MULTI-PAIR COPPER BACKBONE ROUTING
-  PROPOSED CABLE TRAY ROUTING

ECR & IDF ZONE COVERAGE







-  ECR ZONE AREA
-  P-IDF (PHARMACY) ZONE AREA
-  B-IDF (DROCERY FREEZER) ZONE AREA
-  M-IDF (MEAT) ZONE AREA
-  L-IDF (SECURITY) ZONE AREA
-  J-IDF (JEWELRY) ZONE AREA

TELECOMMUNICATIONS SYMBOLS

WORK AREA LOCATIONS

-  ONE (1) CATEGORY 6, 4-PAIR, UTP CABLE CEILING MOUNTED FOR WAP PHONE DEVICES
-  ONE (1) CATEGORY 5E, 4-PAIR, UTP CABLE CEILING MOUNTED FOR WAP NETWORK DEVICES
-  ONE (1) CATEGORY 5E, 4-PAIR, UTP CABLE MOUNTED AT 48" A.F.F. UNLESS OTHERWISE NOTED
-  ONE (1) CATEGORY 5E, 4-PAIR, UTP CABLE MOUNTED AS REQUIRED
-  TWO (2) CATEGORY 5E, 4-PAIR, UTP CABLES MOUNTED AS REQUIRED
-  THREE (3) CATEGORY 5E, 4-PAIR, UTP CABLES MOUNTED AS REQUIRED
-  FOUR (4) CATEGORY 5E, 4-PAIR, UTP CABLES MOUNTED AS REQUIRED
-  FIVE (5) CATEGORY 5E, 4-PAIR, UTP CABLES MOUNTED AS REQUIRED
-  SIX (6) CATEGORY 5E, 4-PAIR, UTP CABLES MOUNTED AS REQUIRED
-  TWO (2) CATEGORY 5E, 4-PAIR, UTP CABLES FOR QUE VISION MONITORS AND THIN CLIENT. (TO BE INSTALLED AND MAINTAINED BY OTHERS)
-  ONE (1) CATEGORY 6, 4-PAIR, UTP CABLE TERMINATED IN A SINGLE PORT BISCUIT MOUNTED AT CEILING HEIGHT WITH A 20-FOOT SERVICE LOOP FOR ZAP MOUNTING
-  W=WIRELESS AP AT LOCATION Z=ZAP AT LOCATION #=AP SEQUENCE NUMBERING (GA/SA IS FOR KROGER USE ONLY)
-  ONE (1) CATEGORY 6, 4-PAIR, UTP CABLE MOUNTED AS REQUIRED FOR A FREEZER WIRELESS ACCESS POINT
-  ONE (1) CATEGORY 6, 4-PAIR, UTP CABLE MOUNTED AS REQUIRED FOR AN OUTSIDE WIRELESS ACCESS POINT
-  ONE (1) CATEGORY 5E, 4-PAIR, UTP CABLE MOUNTED AS REQUIRED FOR FIXED CAMERA DEVICE. (25-FT SERVICE LOOP REQUIRED AT DEVICE LOCATION)
-  ONE (1) CATEGORY 5E, 4-PAIR, UTP CABLE MOUNTED AS REQUIRED FOR PAN, TILT, ZOOM CAMERA DEVICE. (25-FT SERVICE LOOP REQUIRED AT DEVICE LOCATION)
-  ONE (1) CATEGORY 5E, 4-PAIR, UTP CABLE MOUNTED AS REQUIRED FOR COVERT CAMERA LOCATION DEVICE. (30-FT SERVICE LOOP REQUIRED AT DEVICE LOCATION)
-  PUBLIC VIEW MONITOR - 1 COAX (LESS THAN 500' = RG6, GREATER THAN 500' = RG11) INSTALLED TO DVR LOCATION (ECR OR SECURITY OFFICE).

PAGING

-  OPEN BEAM SPEAKER SET/TAPPED TO 1 WATT
-  CEILING SPEAKER SET/TAPPED TO 1 WATT
-  CSD 2X2 SET TO 1 WATT
-  AT10A
-  MD8TSL TAPPED TO 1 WATT
-  SPT15A SET TO TAP #3 (3.8 WATTS)

MID-ATLANTIC COMMUNICATIONS INFRASTRUCTURE SOLUTIONS
(NEW) ARTISAN

NEW STORE IFB
R-543
MERCURY BLVD.
HAMPTON, VA.

11/1/2018

104,824 SF
COVER SHEET

R-543
T0.0

Order Plans @

WWW.IDLine.com