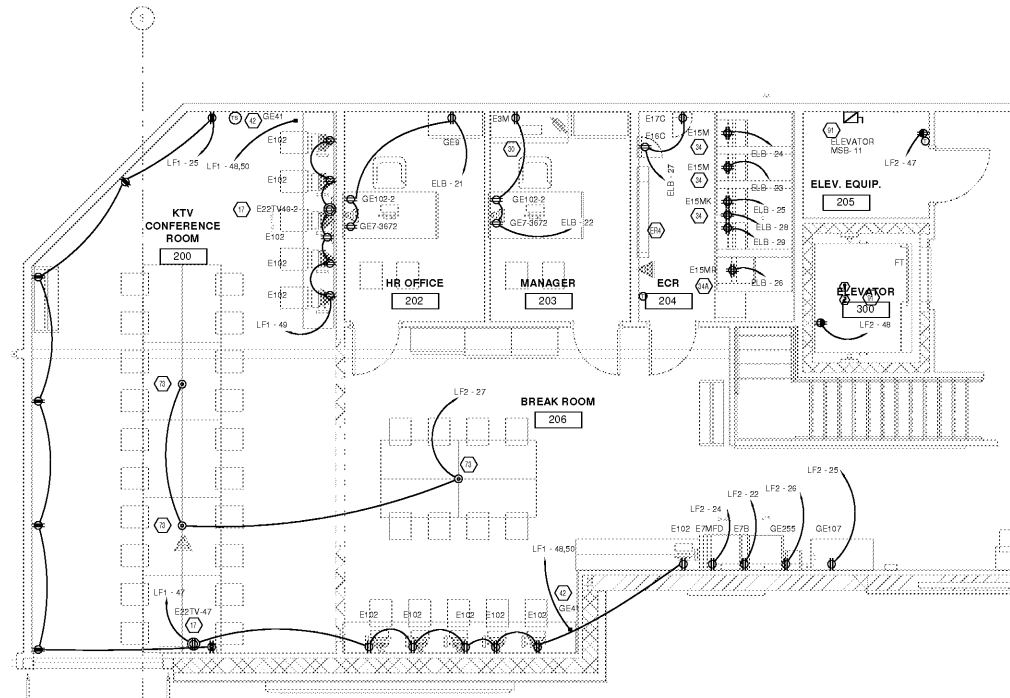


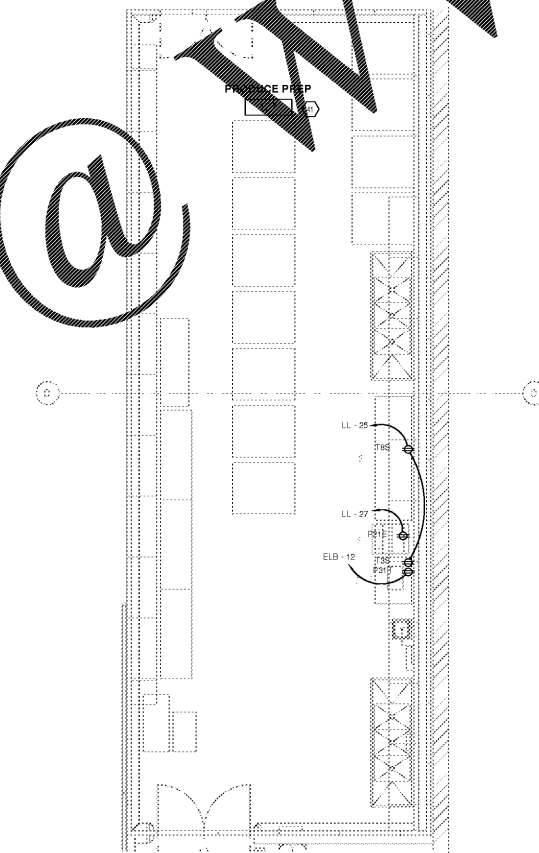
Order Plans @

OWNERSHIP OF INSTRUMENTS OF SERVICE  
 All rights, title, and interest in the drawings and instruments prepared by the Consultant are reserved by the Consultant. No part of these drawings or instruments may be reproduced, stored in a retrieval system, or transmitted in any form or by any means, electronic, mechanical, photocopying, recording, or by any information storage and retrieval system, without the prior written permission of the Consultant. The Consultant, its employees, and its agents shall not be held liable for any damages, including consequential damages, arising out of the use of these drawings or instruments.

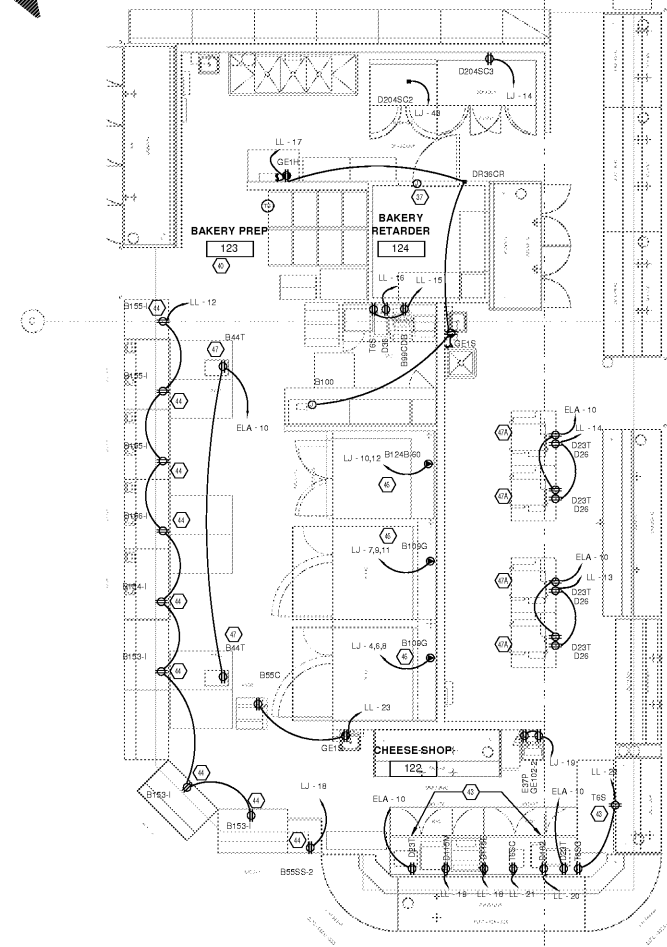
11/10/2019 12:24:32 PM



MEZZANINE OFFICE  
 1/4" = 1'-0"



PRODUCE PREP  
 1/4" = 1'-0"



BAKERY-CHEESE  
 1/4" = 1'-0"

KEYED NOTES

- 17 BEC SHALL PROVIDE RECEPTACLE FOR OVERHEAD TELEVISION MONITOR. FIELD VERIFY LOCATION AND INSTALLATION SPECIFICATIONS.
- 18 BEC SHALL PROVIDE RECEPTABLES FOR SECURITY EQUIPMENT. FIELD VERIFY LOCATIONS.
- 19 PROVIDE RIGID CONDUIT OVERHEAD TO DEDICATED GROUND RECEPTACLE ON PORT OF RACK.
- 20 PROVIDE RIGID CONDUIT OVERHEAD TO JUNCTION BOX ON RACK. EXTEND TO NEMA 3R RECEPTABLES AT 18" AND 24" A.F.F. REFER TO ESD-4 FOR ADDITIONAL INFORMATION ON COOLER/REFREEZER DOOR SENSOR. TIE INTO COOLER/REFREEZER LIGHTING CIRCUIT AHEAD OF SWITCHING CONTROLS.
- 21 FLUSH MOUNT ALL WALL OUTLETS IN FOOD PREP AREAS. PROVIDE GROUND-FAULT CIRCUIT INTERRUPTER TYPE DUPLEX RECEPTABLES FOR 120 VOLT TO GROUND OR LESS AT 30 AMP OR LESS. ALL 200 VOLT SINGLE PHASE 60 AMP RECEPTABLES OR LESS AND 200 VOLT 3 PHASE 10 AMP RECEPTABLES OR LESS. INSTALL IN KITCHEN/FOOD PREP AREAS HORIZONTALLY IN ADDITION TO THE ABOVE PROVIDE WEATHERPROOF COVERS (NEMA 3R WHILE IN USE) FOR ALL OUTLETS IN PRODUCE PREP AND MEAT PREP. NO ELECTRICAL CONDUIT SHALL BE INSTALLED IN PREP AREAS INTERIORS. INSTALL ALL COUNTER HEIGHT POWER & SYSTEM WALL OUTLETS HORIZONTALLY AT 48" A.F.F. CENTER THEM IN RESPECTIVE TILE OF THE BAND OF BULLNOSE WALL TILE THAT WILL BE INSTALLED AT THIS HEIGHT. SEE ARCHITECTURAL DETAILS AND FIELD COORDINATE WITH TILE INSTALLER. DO NOT INSTALL POWER OR SYSTEMS OUTLETS WHERE WALL FINISH STYLES MEET. EITHER INSTALL FULLY IN BELOW THE BAND OF BULLNOSE TILE OR IN BULLNOSE WALL TILE AS DESCRIBED ABOVE. IN ADDITION, NO SURFACE MOUNT CONDUIT AND/OR JUNCTION BOXES ARE PERMITTED IN THESE AREAS. REFER TO ESD-28.
- 22 THE FOLLOWING APPLIES FOR PRODUCE PREP AND MEAT PREP. BEC SHALL PROVIDE WEATHERPROOF RATED NEMA 3R WHILE IN USE COVERS FOR ALL OUTLETS. PROVIDE GFCI RECEPTABLES FOR ALL 120V/200V AND 200/100V RECEPTABLES ALL 200 VOLT SINGLE PHASE 60 AMP RECEPTABLES OR LESS, AND 200 VOLT 3 PHASE 10 AMP RECEPTABLES OR LESS. ALL COUNTER HEIGHT POWER & SYSTEM WALL OUTLETS HORIZONTALLY AT 48" A.F.F. SEE ARCHITECTURAL DETAILS AND FIELD COORDINATE WITH TILE INSTALLER. DO NOT INSTALL POWER OR SYSTEMS OUTLETS WHERE WALL FINISH STYLES MEET. EITHER INSTALL FULLY IN BELOW THE BAND OF BULLNOSE TILE OR IN BULLNOSE WALL TILE AS DESCRIBED ABOVE. IN ADDITION, NO SURFACE MOUNT CONDUIT AND/OR JUNCTION BOXES ARE PERMITTED IN THESE AREAS. REFER TO ESD-28.
- 23 BEC SHALL PROVIDE JUNCTION BOX, CONDUIT, AND WIRE FOR PLUGMOLD. BEC SHALL PROVIDE PLUGMOLD (W/ REMOLD #20000 SERIES, 2-CIRCUIT, WITH "OB" SERIES SINGLE RECEPTABLES ON 1" CENTER). BEC TO INSTALL RECESSED SINGLE GANG WALL BOX TURNED HORIZONTALLY USE SINGLE GANG VOMER ADAPTER BOX FOR CONNECTION TO PLUGMOLD. COORDINATE WITH DECORATIVE PLUGMOLD TO MATCH WALL. PROVIDE PLUGMOLD TO BE A LENGTH OF ASSOCIATED FURNITURE.
- 24 BEC SHALL PROVIDE DUPLEX CONVENIENCE RECEPTACLE ON BASE OR TOP OF CASE. FIELD VERIFY EXACT LOCATION.
- 25 BEC SHALL PROVIDE WIRING HOME RUN FOR EQUIPMENT INDICATED FROM JUNCTION BOXES TO EQUIPMENT. BEC SHALL EXTEND WIRING AND RACEWAY FROM THOSE JUNCTION BOXES TO EQUIPMENT AS REQUIRED.
- 26 BEC SHALL PROVIDE 200V DEDICATED CIRCUIT FOR OVEN CONTROLS. 200V 3 PHASE DEDICATED CIRCUIT FOR OVEN MOTORS (MOUNT 18" 0" A.F.F. ON LEFT REAR AS YOU FACE OVEN). WIRE ASSOCIATED ROOFTOP EXHAUST FAN TO TERMINALS #22 & 34 OF RESPECTIVE OVEN CONTROLLER.
- 27 BEC TO PROVIDE ABOVE CEILING JUNCTION BOX AND CORD DROP AS SHOWN ON DETAIL ESD-16 ON ES-SERIES DRAWINGS. CORD DROP TO BE WHITE IN AREAS IN VIEW TO CUSTOMERS AND BLACK IN ROOMS NOT SUBJECT TO VIEW BY CUSTOMERS. BEC SHALL MAKE FINAL CONNECTIONS TO ISLAND EQUIPMENT AS SHOWN ON THE POWER PLANS.
- 28 BEC TO PROVIDE ABOVE CEILING JUNCTION BOX AND CORD DROP AS SHOWN ON DETAIL ESD-16 ON ES-SERIES DRAWINGS. CORD DROP TO BE WHITE IN AREAS IN VIEW TO CUSTOMERS AND BLACK IN ROOMS NOT SUBJECT TO VIEW BY CUSTOMERS. BEC SHALL MAKE FINAL CONNECTIONS TO ISLAND EQUIPMENT AS SHOWN ON THE POWER PLANS.
- 29 BEC SHALL PROVIDE FLUSH MOUNTED FLOOR BOX (LE GRAND W/ REMOLD ROK WITH BRASS FLANGE AND NON-SLIP BRASS COLORED SLIP COVER) IN WITH BRASS COVER. PROVIDE DUPLEX RECEPTABLES FOR VOICE & DATA. REFER TO ESD-28 FOR VOICE DATA WORK SHOWN ON SYSTEMS PLAN WITH (2) 1" EMPTY SLOTS STUBBED OUT.
- 30 SEE SHEET ES-SERIES DRAWINGS FOR ELEVATOR DETAIL THAT APPLIES TO ELEVATOR RELATED WORK ON THIS SHEET.
- 31 PROVIDE MARKET'S STARTER AT SOURCE PANEL UNLESS OTHERWISE NOTED. SEE DETAIL ESD-16 ON ES-SERIES DRAWINGS FOR REST ROOM WIRING AND CONTROL. PROVIDE SEAL TIGHT CONDUIT AT HINGE SIDE OF DOOR. FLUSH FOR FLOOR TILT UP FOR CLEANING.

CLICKLIST  
 148

CR2  
 architecture + design  
 creating extraordinary places  
 www.cr2architects.com  
 500-490-6949

MECHANICAL/ELECTRICAL ENGINEERS  
 WWW.KHENGHS.COM  
 KEKHLH ENGINEERS  
 150 ALEXANDRIA BLVD SUITE 11  
 FT. THOMAS, KENTUCKY 40325  
 502-224-9255  
 502-448-8256 FAX

OWNER  
  
 DATE ISSUE  
 10/25/18 5% OWNER REVIEW  
 11/02/18 100% BOPERMAT

DATE	REVISION

PROJECT TITLE  
**KROGER STORE R543**  
 MERCURY BLVD  
 HAMPTON, VA  
 COMMISSION NO. 517315  
 ISSUE DATE 10/23/2018  
 SHEET TITLE  
**ELECTRICAL ENLARGED POWER PLANS**  
 SHEET NO.  
**E4.1b**  
 2019 Associated Architects, Inc.