

PROTECTION CRITERIA BASED ON 2010 NFPA 13

OCCUPANCY CLASSIFICATION	DENSITY	HOSE ALLOWANCE (GPM)	MAXIMUM SPRINKLER SPACING (SQ FT)	DESIGN BASIS
SALES FLOOR	0.2/1500 SQ FT OR 2000 SQ FT FOR EC HEADS	250	130/400	STOCKPILES OF CLASS I-IV AND GROUP A PLASTICS TO 8'-0"; 13-FIGURE 11.2.3.1.1, CURVE OH2; 13-4.5.3; 13-5.3.2.1
STOCK ROOM/RECEIVING AREA	0.2/1500 SQ FT OR 2000 SQ FT FOR EC HEADS	250	130/400	CLASS I-III TO 12'-0"; CLASS IV TO 10'-0"; 13-TABLE 13.2.1; 13-FIGURE 13.2.1 CURVE OH2
CORRIDORS/TENANT SPACES/GROCERY PREP/FOOD TENANT/OFFICES	0.20/1500 SQ FT	250	130	ORDINARY HAZARD GROUP 2
ENTRY CANOPY (MISCELLANEOUS STORAGE)	0.20/7 SPRINKLERS OPERATING	250	130	STOCKPILES OF CLASS I-IV AND GROUP A PLASTICS TO 8'-0"; 13-FIGURE 11.2.3.1.1, CURVE OH2; 13-4.5.3; 13-5.3.2.1
ENTRY VESTIBULES (ORDINARY HAZARD GROUP 2)	MINIMUM 0.20/1500 SQ FT OR ENTIRE AREA	250	130	ORDINARY HAZARD GROUP 2 (NO STORAGE)
COOLERS/FREEZERS (MISCELLANEOUS STORAGE)	MINIMUM 0.20/1500 SQ FT OR ENTIRE AREA	250	130	ORDINARY HAZARD GROUP 2

SPRINKLER SYMBOL LEGEND

SYMBOL	DESCRIPTION
○	CAP
○	RISER NIPPLE/DROP NIPPLE
○	SPRINKLER RISER
○	FLEXIBLE COUPLING
○	HOSE VALVE

AUTOMATIC FIRE SPRINKLER LEGEND

NOTE: NO O-RING SPRINKLERS ARE TO BE USED ON THIS PROJECT

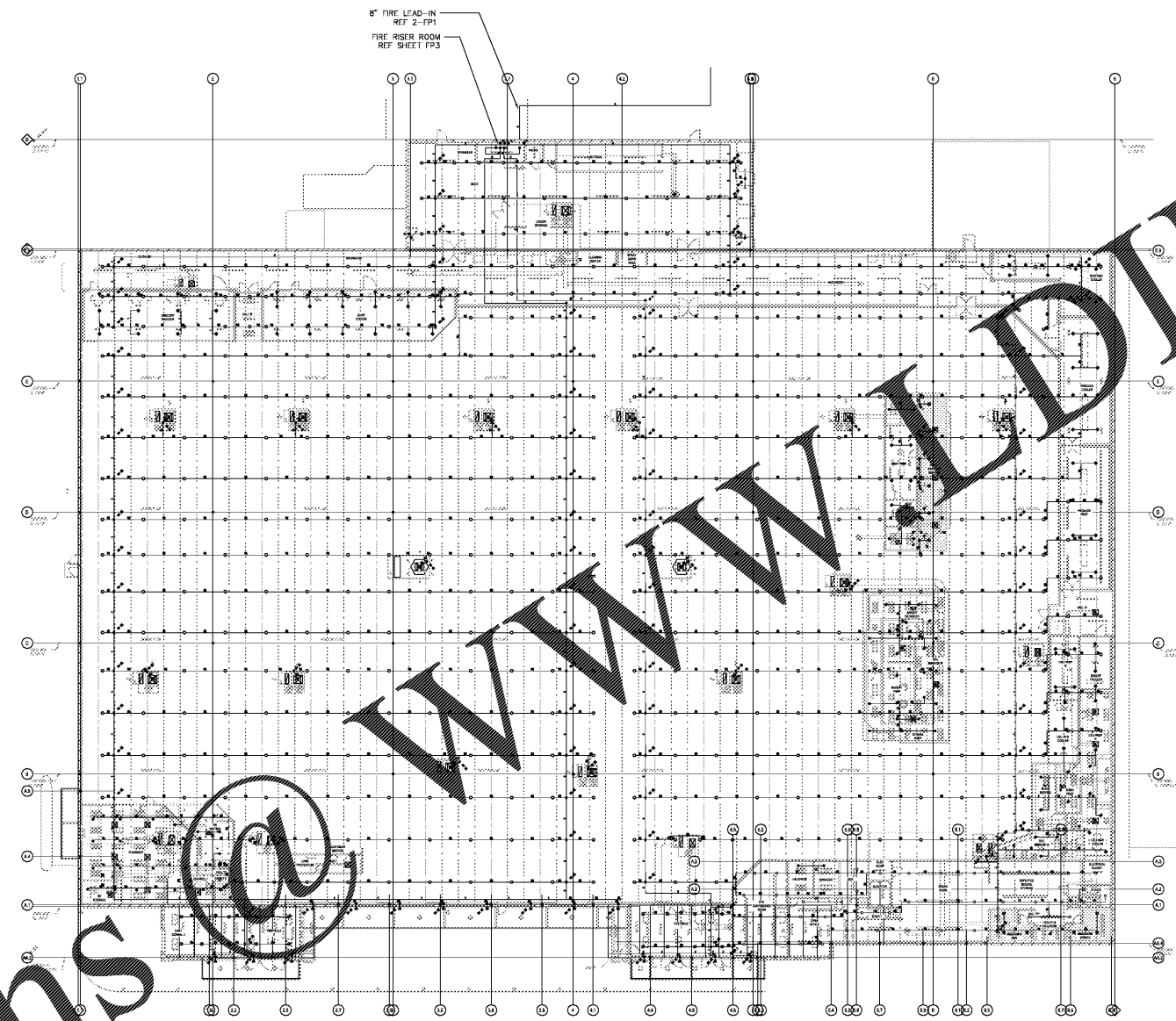
SYMBOL	MFR	MODEL	S.I.N.	STYLE	FINISH	ESC	TEMP	K-FACTOR	TOTAL	
○	TYCO	REC-14	1Y6137	ECU	BRASS	NONE	286°	14.0	460	
○	TYCO	TY-FRB	TY3231	SSP	WHITE	REC	150°	5.6	85	
○	TYCO	TY-FRB	TY3231	SSP	WHITE	REC	401	155°	5.6	20
○	TYCO	TY-B	TY3151	SSU	BRASS	NONE	286°	5.6	50	
○	TYCO	DS-1	TY3255	DPEN	CHROME	401	286°	5.6	78	
○	TYCO	DS-1	TY3355	SDWL	CHROME	NONE	200°	5.6	1	
○	TYCO	**DS-3	TY3339	SDWL	BRASS	FLUSH	200°	11.2	18	
○	TYCO	TY-B	TY3351	SDWL	BRASS	NONE	200°	5.6	5	
○	TYCO	TY-FRB	TY3231	SSP	WHITE	REC	286°			
○	TYCO	TY-B	TY4151	SSU	BRASS	NONE	286°	8.0	27	

CONTRACTOR MAY SUBSTITUTE SPRINKLERS OF SAME SIZE, K-FACTOR AND TEMPERATURE CLASSIFICATION UNLESS PROHIBITED BY THE SPECIFICATIONS.

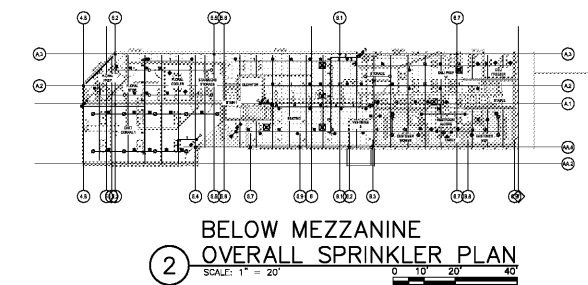
PROVIDE 12 SALES FLOOR TYPE SPRINKLERS, 2 DRY PENDENT SPRINKLERS, AND 2 OF EACH OTHER TYPES OF SPRINKLERS PRESENT, TO BE LOCATED IN SPRINKLER CABINETS IN SPRINKLER ROOM REF 1-FP3.

*EC-14 HEADS SPACED AT A MAXIMUM OF 16'x16' HYDRAULICALLY VERIFIED FOR SUPPLY AND DEMANDS.

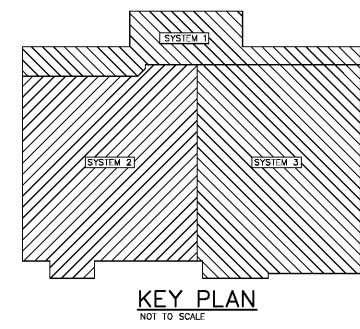
**DS-3 HEADS SPACED AT A MAXIMUM OF 16'x16' HYDRAULICALLY VERIFIED FOR SUPPLY AND DEMANDS.



1 ROOF LEVEL OVERALL SPRINKLER PLAN
SCALE: 1" = 20'



2 BELOW MEZZANINE OVERALL SPRINKLER PLAN
SCALE: 1" = 20'



KEY PLAN
NOT TO SCALE

Order Plans @ WWW.DILine.com



DRAWN BY: WJK
REVIEWED BY: DLW



DATE: 10/23/2018
ISSUE: 05X OWNER REVIEW
10/23/2018 10/23/2018

DATE: REVISION

PROJECT TITLE: KROGER STORE R543

1050 W. Mercury Blvd
Hampton, VA 23068

COMMISSION NO: 518344
ISSUE DATE: 10/23/2018

SHEET TITLE: OVERALL FIRE SPRINKLER PLAN

SHEET NO: FP2