

GENERAL NOTES


1. CONCRETE CONTRACTOR TO PROVIDE THE G.C.A. 'SEQUENCING PLAN' INDICATING HOW THE SLAB IS TO BE POURED.
2. REFER TO A5.1 SERIES SHEETS FOR ARCHITECTURAL STANDARDS (ASD).
3. REFER TO SHEET A1.1 FOR CONCRETE CURB LOCATIONS.
4. REFER TO SHEET A1.6 FOR LOCATIONS OF SEALED CONCRETE.
5. ALL SLAB ELEVATIONS ARE AT 4'-0" U.N.D.
6. ALL TRENCH DRAINS ARE TO BE CENTERED ON THE ADJACENT DOOR OPENING U.N.D.
7. PROVIDE CONTROL JOINTS IN PREP AREA CONCRETE ON THE HIGH POINTS OF SLOPES. REINFORCING FLOORING TO BE ADJULATED WITH CONTROL JOINTS TO MATCH CONCRETE.
8. PROVIDE CONTROL JOINTS IN COOLERS AND FREEZERS NOT RECEIVING RESIDUES AT HIGH POINTS AND AS GULFED IN THE SPECS.
9. PROVIDE JOINT FILLER AT WALLS, COLUMNS, AND CONSTRUCTION JOINTS.

EXTERIOR CONCRETE SLABS	
4"	EXTERIOR SIDEWALK/DOOR PAD, GENERATOR PAD FOR EXTERIOR BUILDING/DOOR PAD FOR DRIVE-THRU LANE, CUSTOMER PICKUP PAD
4"	DUMPS/TERMINATOR PAD, DOOR RAMP, OBD PAD, GREASE INTERCEPTOR
4"	TRANSFORMER HOUSING PAD, CONSTRUCTION ACCORDANCE WITH ALL CITY REQUIREMENTS
* PROVIDE 5/8" x 12" WIRE FABRIC IN CENTER OF SLAB	

KEYNOTES

- 03-031 CONCRETE MATERIAL
- 03-032 CONCRETE MATERIAL
- 03-033 FLOOR FLOOR, RE: ASD-15A
- 03-034 FREEZER DOOR THRESHOLD, RE: ASD-15A
- 03-035 EXTENT OF SCREED, 2" DIA
- 03-036 COORDINATE LOCATION OF 2x6 WOOD THERMAL BREAK AT PERIMETER OF FREEZER SLAB WITH FREEZER PANEL LOCATIONS, RE: ASD-15A
- 03-037 FLOOR DRAIN RE: PLUMBING DRAWINGS
- 03-038 CONCRETE CURB RAMP WITH DETECTABLE WARNING SURFACE, RE: ASD-124
- 03-039 PRECAST CONCRETE BOLLARD, RE: ASD-161

EXECUTED BY: GB
 REVIEWED BY: AF
 CONCERNANT: 600 West 2nd Street, Suite 200, Seattle, WA 98101
 DENVER: 1725 Broadway, Suite 1000, Denver, CO 80202
 DALLAS: 1700 Ross Street, Suite 1000, Dallas, TX 75201
 CHICAGO: 200 North Dearborn Street, Suite 1000, Chicago, IL 60610
 SEATTLE: 900 2nd Avenue, Suite 2000, Seattle, WA 98104




architecture + design

creating extraordinary places
 www.zachry.com
 800.499.4949

CONSULTANTS

OWNER



DATE: 03/18
 10/23/18 90% OWNER REVIEW
 11/01/18 100% BID PERMIT

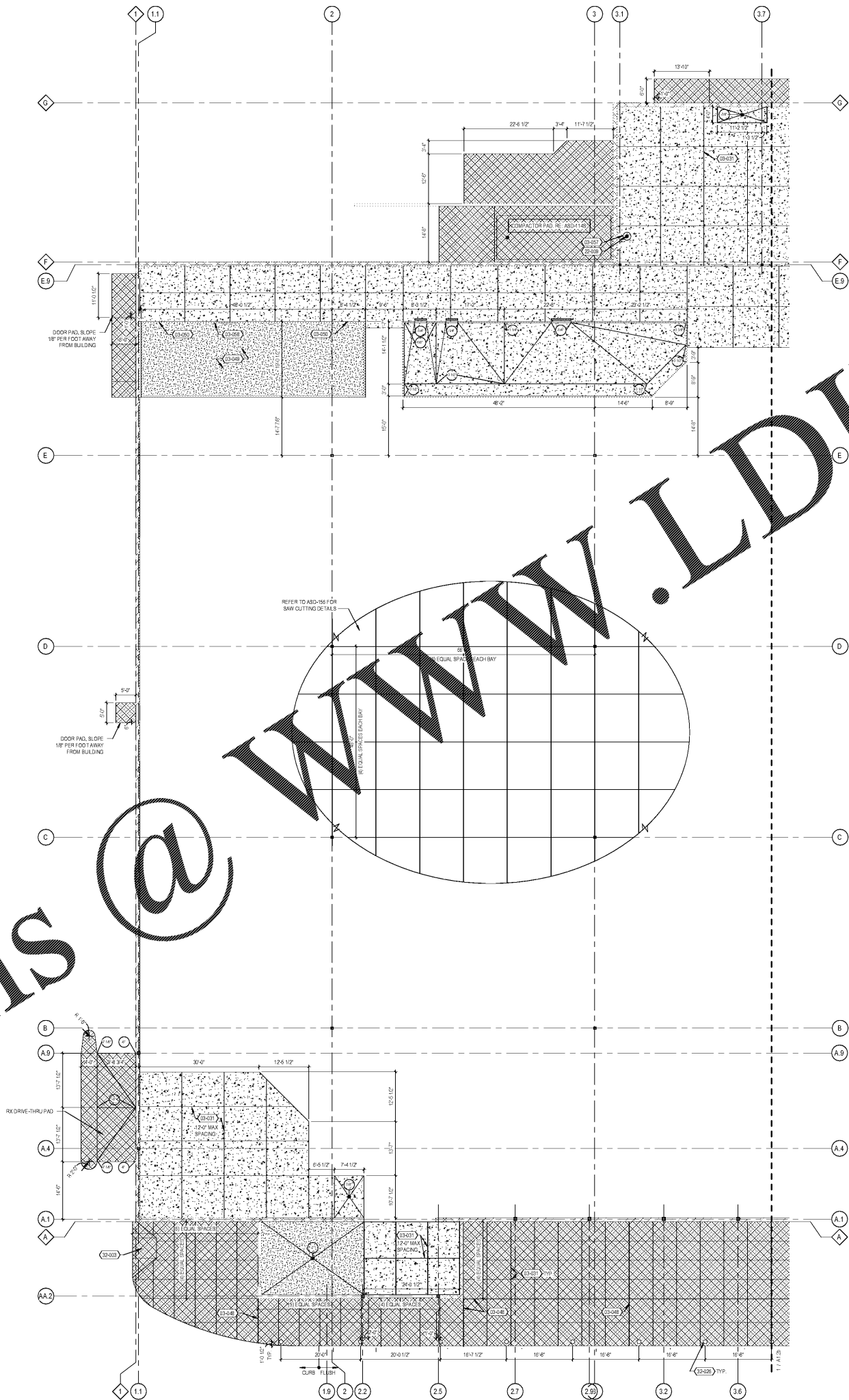
DATE	REVISION

CONCRETE FINISH

- GRAY CONCRETE ANTI SLIP FINISH
- GRAY CONCRETE SMOOTH FINISH
- EXTERIOR CONCRETE
- POLISHED GRAY CONCRETE

LEGEND

- INDICATES FINISHED CONCRETE SLAB ELEVATION
- FLOOR DRAIN RE: MEP DRAWINGS
- TRENCH DRAIN RE: MEP DRAWINGS



CONCRETE PLACEMENT PLAN - WEST
 SCALE: 3/32" = 1'-0"

PROJECT TITLE
KROGER STORE R543

1050 W. Mercury Blvd.
 Hampton, VA 23666

COMMISSION NO: 518344
 ISSUE DATE: 11/01/18

SHEET TITLE
CONCRETE PLACEMENT PLAN - WEST

SHEET NO.
A1.2a

Order Plans @

THIS DOCUMENT IS THE PROPERTY OF L.D. ILLINE & ASSOCIATES, INC. IT IS TO BE USED ONLY FOR THE PROJECT AND SITE SPECIFICALLY IDENTIFIED HEREIN. IT IS NOT TO BE REPRODUCED, COPIED, OR USED FOR ANY OTHER PROJECT WITHOUT THE WRITTEN PERMISSION OF L.D. ILLINE & ASSOCIATES, INC.