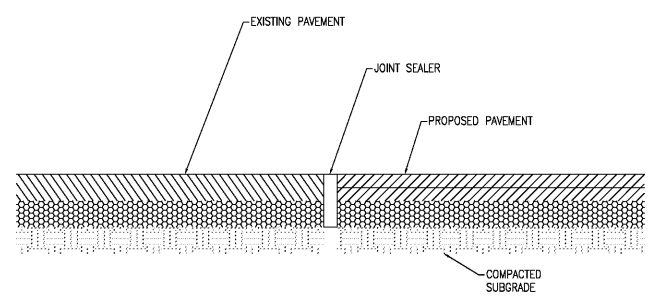
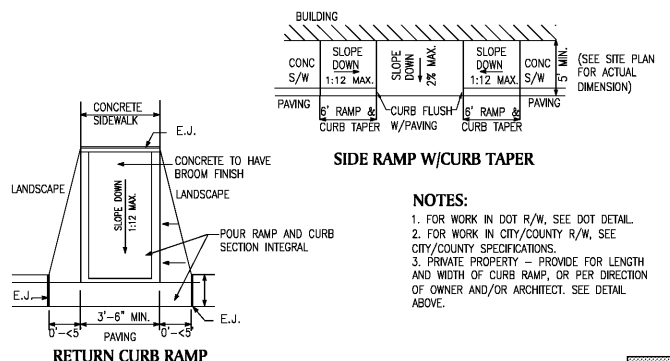
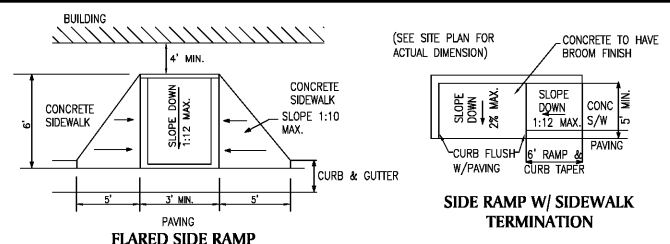


I:\2014\2014169D C611-C-Plans 2\2014169D-2.dwg, ARCH FULL BLEED 0 (26.00 X 24.00 INCHES), SCHEME PLASTER, DWG TO PDF.PCL, MICHAEL LETSON, 01.11.2019 2:35:33 PM



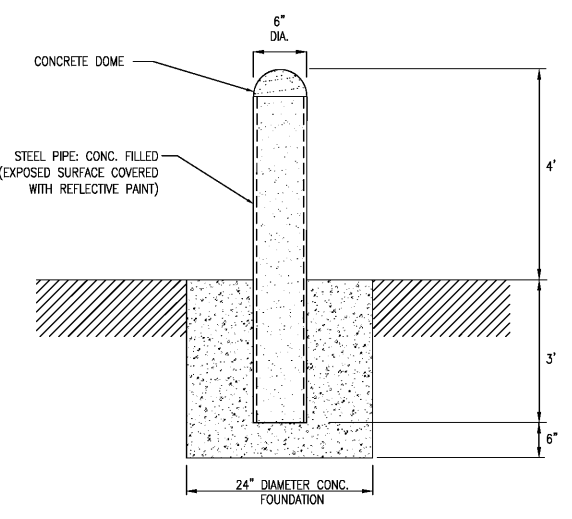
NOTE:
PROPOSED PAVEMENT TO MATCH ELEVATION OF EXISTING PAVEMENT. SAW CUT EXISTING PAVEMENT AS NECESSARY TO OBTAIN A FULL DEPTH SEAL BETWEEN THE PROPOSED PAVEMENT AND THE EXISTING PAVEMENT.

PAVEMENT TRANSITION DETAIL
NOT TO SCALE




NOTES:
1. FOR WORK IN DOT R/W, SEE DOT DETAIL.
2. FOR WORK IN CITY/COUNTY R/W, SEE CITY/COUNTY SPECIFICATIONS.
3. PRIVATE PROPERTY - PROVIDE FOR LENGTH AND WIDTH OF CURB RAMP, OR PER DIRECTION OF OWNER AND/OR ARCHITECT. SEE DETAIL ABOVE.

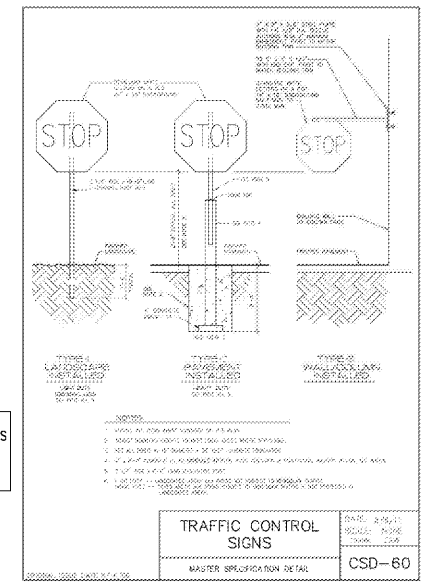
HANDICAP RAMP DETAIL
NOT TO SCALE



PIPE BOLLARD DETAIL
NOT TO SCALE

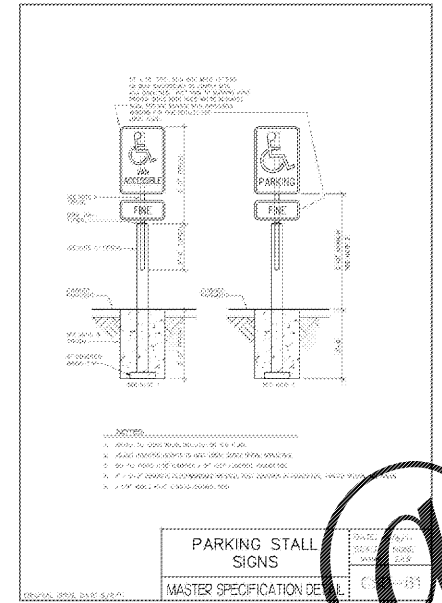


TRAFFIC MARKING DETAIL
NOT TO SCALE



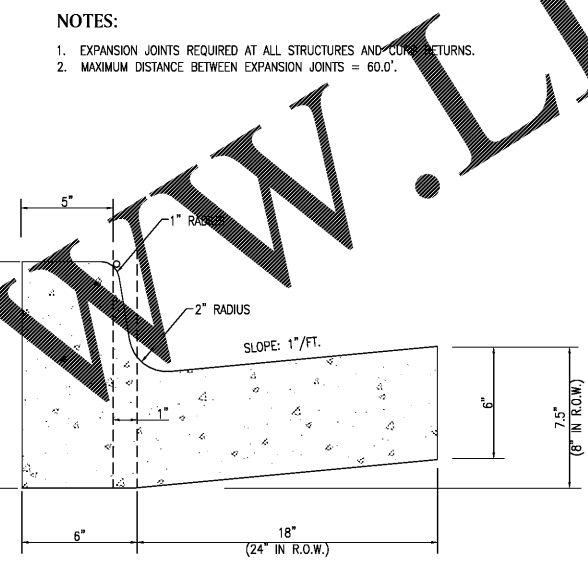
NOTE: COORDINATE ON-SITE POLE MATERIALS AND COLORS WITH OVERALL SITE FURNISHING PACKAGE FOR BOTH PHASE 1 AND 2.

POLE-MOUNTED STOP SIGN
NOT TO SCALE

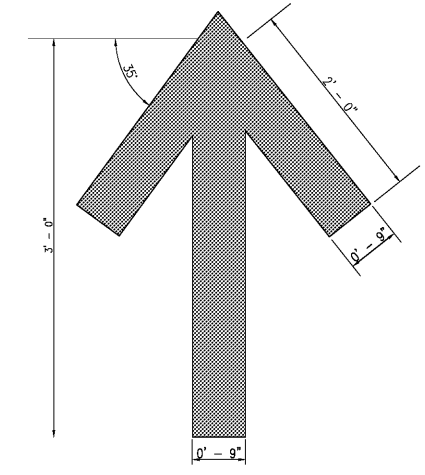


NOTE: COORDINATE ON-SITE POLE MATERIALS AND COLORS WITH OVERALL SITE FURNISHING PACKAGE FOR BOTH PHASE 1 AND 2.

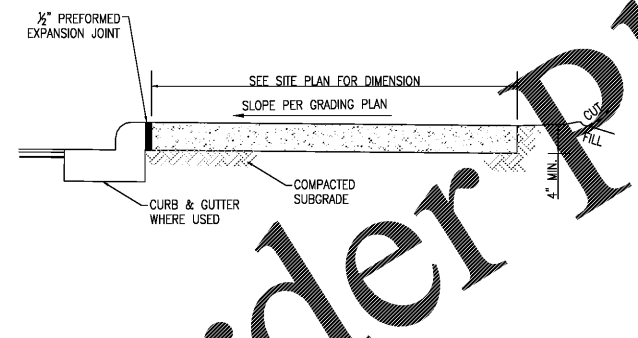
HANDICAP SIGNS - 2 OF 2
NOT TO SCALE



CURB & GUTTER DETAIL
NOT TO SCALE



TRAFFIC ARROW DETAIL
NOT TO SCALE



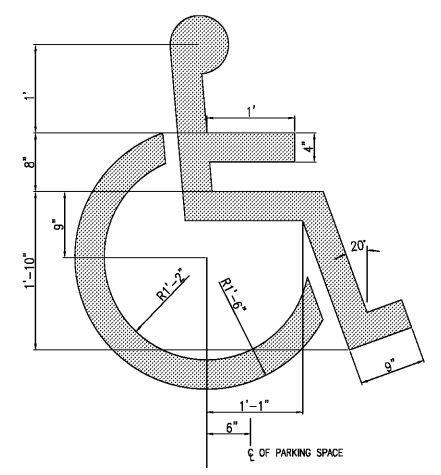
NOTES:
1. PROVIDE 1/2" PREFORMED EXPANSION JOINTS AT 5'-0" INTERVALS.
2. PROVIDE 1/2" WIDE EXPANSION JOINT AT 50' INTERVALS AND AT ALL CURBS, RIGID STRUCTURES AND RIGID PAVEMENT.
3. TYPICAL EXPOSED EDGES AND JOINTS TO 1/4" RADIUS.
4. BROOM FINISH ACROSS DIRECTION OF TRAVEL.

CONCRETE SIDEWALK DETAIL
NOT TO SCALE

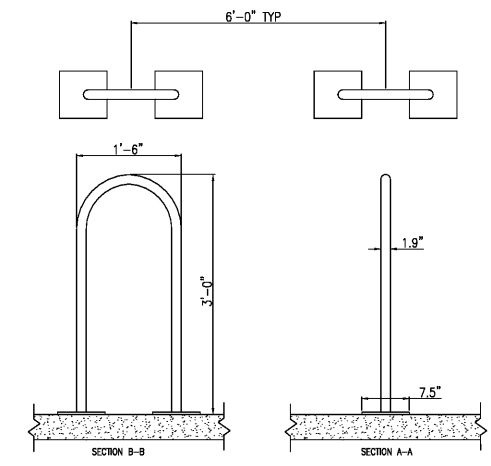


LEGEND - GREEN (RETROREFL), WHITE SYMBOL ON BLUE (RETROREFL) BACKGROUND - WHITE (RETROREFL)

HANDICAP SIGNS - 1 OF 2
NOT TO SCALE



HANDICAP SYMBOL DETAIL
NOT TO SCALE



ACCEPTED MANUFACTURERS
1. Cycle Safe Inc. 816/538-0079
2. American Bicycle Security Co. www.americanbicycle.com
3. Bike Security Racks Co. 800/245-3723
4. Creative Pipe, Inc. 800/644-9467

5. Function First Bike Security 802/322-9826
6. Safe www.safeproducts.com 800/753-7257
7. Modnar Inc. 608/831-9040
www.modnar.com

NOTE: BIKE RACK MATERIAL AND COLOR TO BE SPECIFIED BY OWNER'S ARCHITECT.

BIKE RACK DETAIL
NOT TO SCALE

PAULSON MITCHELL
INCORPORATED
LAND PLANNERS • SURVEYORS
ENGINEERS • ARCHITECTS
TRANSPORTATION
LANDSCAPE ARCHITECTS
RE: 1111 STREET
SUITE 200
ROSWELL, GEORGIA 30075
VOICE 770.650.7685
FAX 770.650.7684
www.paulsonmitchell.com

PROJECT:
RIVERPOINTE PLAZA PHASE 2
1048 & 1050 W. MERCURY BLVD.
HAMPTON, VIRGINIA 23666

FOR:
KB RIVERDALE, LLC
2743 PERIMETER PARKWAY
BLDG. 100, SUITE 370
AUGUSTA, GA 30909
PH. (706) 854-6714

REVISIONS

08.19.16	CITY COMMENTS
10.04.16	CITY COMMENTS
10.13.16	CITY COMMENTS

va811.com
Dig With G.O.G.
BEFORE YOU DIG, CALL MISS UTILITY 1-800-552-7001

24 HR EMERGENCY CONTACT
MARK SENN
MARK.SENN@SOUTHEASTERN.COM

2014169d-2.dwg 06.28.16

SITE DETAILS

SHEET C-611

SP 2016-0020