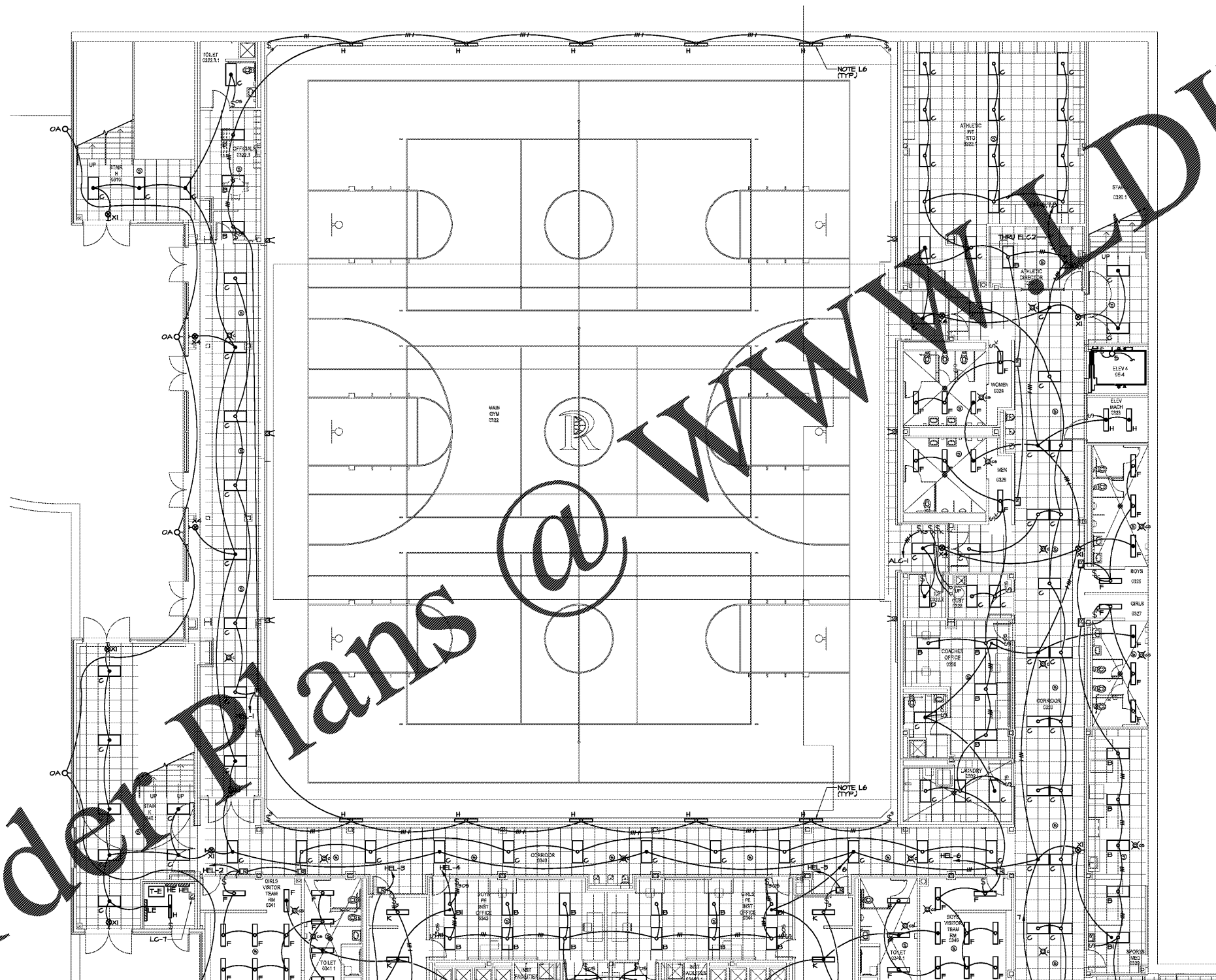


Order Plans @ WWW.DILine.com

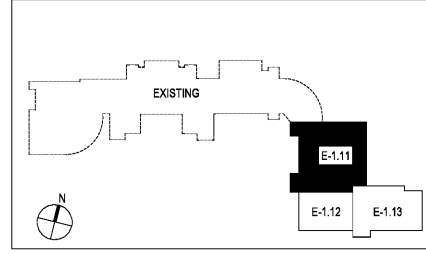


NOTE:
 CONTRACTOR SHALL PROVIDE THE NECESSARY ACTIVITIES TO ASSIST AND SUPPORT THE SYSTEMS VERIFIER IN MEETING THE REQUIREMENTS OF SECTION 019113 - GENERAL REQUIREMENTS FOR SYSTEMS VERIFICATION.


- GENERAL NOTES:** (ALL SHEETS)
- A. SEE ARCHITECTURAL RCP DRAWINGS FOR EXACT LOCATIONS OF ALL CEILING DEVICES, SUPPLY/RETURN DIFFUSERS, LIGHT FIXTURES, ETC.
 - B. UNLESS OTHERWISE NOTED, ALL CEILING DEVICES, SPEAKERS, DOWN LIGHTS, SPRINKLER HEADS, ETC. LOCATED WITHIN A CEILING TILE ARE TO BE CENTERED WITHIN THAT TILE.
 - C. SEE SHEETS E-5.11 THRU E-5.31 FOR CONDUIT SLEEVES AND CABLE HANGERS FOR LOW VOLTAGE SYSTEMS.

- REFERENCED LIGHTING NOTES:** (APPLIES TO E-1.11 & E-1.24)
- L1. IN CLASSROOMS SWITCH BALLASTS SERVING INBOARD AND OUTBOARD LAMPS IN FIXTURES SEPARATELY FOR DUAL LIGHTING LEVELS.
 - L2. DEVICES ARE SHOWN FOR LOCATION. SEE E-5.11 THRU E-5.21 FOR CIRCUITING OF INTERCOM SYSTEM.
 - L3. ALL CONDUIT IN CORRIDORS SHALL BE ABOVE RMP UNITS AND OUT OF UNIT ACCESS SPACE. SEE MECHANICAL FOR ACCESS SPACES.
 - L4. SEE 245/E1.12 FOR HIRING OF OCCUPANCY SENSORS.
 - L5. SWITCH AT MARKER BOARD SHALL CONTROL 2-LAMP BALLASTS IN ROOM OF FIXTURES CLOSEST TO MARKER BOARD.
 - L6. IN GYMNASIUM - COORDINATE INSTALLATION OF TYPE 'M' FIXTURES WITH TELESCOPING BLEACHERS TO AVOID BLEACHER MOUNTING POSITIONS.
 - L7. IN GYMNASIUM, OTHER THAN AREA SHOWN WITH METAL GRID - PENDANT MOUNT TYPE 'M' AND 'M2' FIXTURES FROM UNISTRUT CHANNEL ATTACHED BETWEEN TOP CHORD OF JOISTS. PENDANT MOUNT WITH BOTTOM OF FIXTURE EVEN WITH BOTTOM OF JOIST.
 - L8. WHERE METAL GRID IS SHOWN - PENDANT MOUNT TYPE 'M' FIXTURES FROM UNISTRUT CHANNEL MOUNTED AT STRUCTURE SO THAT BOTTOM OF FIXTURE IS AT SAME HEIGHT AS METAL GRID (SEE ARCHITECTURAL).
 - L9. IN GYMNASIUM - MOUNT TYPE 'M' FIXTURES TO BOTTOM OF TRUSS.
 - L10. CONNECT TO 24V AISLE LIGHTS PROVIDED WITH THEATER SEATING. ROUTE CIRCUIT THROUGH TRANSFORMER PROVIDED BY SEATING/LIGHT MANUFACTURER AS DIRECTED BY INSTALLATION INSTRUCTIONS. COORDINATE EXACT LOCATIONS OF CONNECTION POINTS WITH SEAT PROVIDER.

KEYPLAN - LEVEL 000



LEVEL 000 FLOOR PLAN - PART 1- LIGHTING
 E-1.11 1/8"=1'-0"



CHAPMAN GRIFFIN LANIER
 ARCHITECTS
 4000 GARDNER PARKWAY, SUITE 100, ATLANTA, GEORGIA 30328
 PHONE: 404.733.5432 FAX: 404.733.6800

FOR RELEASED OR CONSTRUCTION
 CONSULTANT
SPURLOCK ASSOCIATES, INC.
 2970 Clairmont Rd., Suite 420
 Atlanta, GA 30329
 P: 404.633.0245
 F: 404.633.1756



| DATE | NO. | DESCRIPTION |
|----------|-----|--|
| 03/27/18 | | ISSUE PRELIMINARY SCHEDULE |
| 06/19/18 | | ISSUE PRELIMINARY DESIGN DEVELOPMENT DOCUMENTS |
| 08/17/18 | | ISSUE CHECKLIST-SCT/PERMIT SET |
| 10/17/18 | | FINAL ISSUE SUBMITTAL READY FOR PROPOSALS |
| 11/02/18 | | |

DOE FACILITY CODE: 660 -3066
RIVERWOOD HIGH SCHOOL-PHASE 3-8 AUDITORIUM / GYMNASIUM ADDITION
 5900 RAIDER DRIVE NW SANDY SPRINGS, GA 30328
 FULTON COUNTY SCHOOLS RFP NO. 411-19

SHEET TITLE
LEVEL 000 FLOOR PLAN-PART 1- LIGHTING
 PROJECT NO. 18015.02
 DATE 09/17/18
 DRAWN BY: G.T.R.
 CHECKED BY: B.L.S.
 SHEET NO. **E-1.11**