




CHAPMAN GRIFFIN LANIER SUSSENBACH ARCHITECTS  
 REGISTERED ARCHITECTS  
 STATE OF GEORGIA



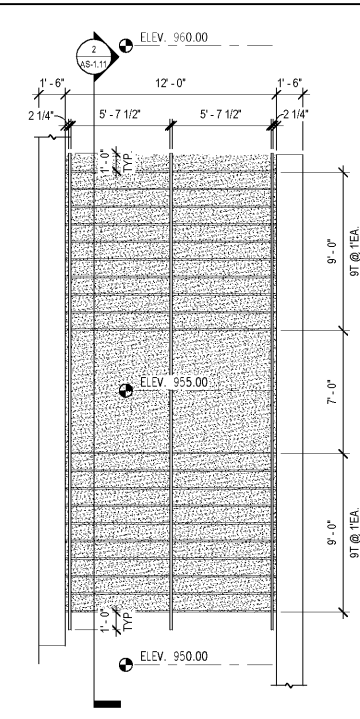
DATE	NO.	DESCRIPTION
03/27/18	1	SCHEMATIC DESIGN SUBMITTAL
04/19/18	2	SCHEMATIC DESIGN DEVELOPMENT
06/17/18	3	SCHEMATIC DESIGN DEVELOPMENT
07/17/18	4	SCHEMATIC DESIGN DEVELOPMENT
07/18/18	5	SCHEMATIC DESIGN DEVELOPMENT
07/18/18	6	SCHEMATIC DESIGN DEVELOPMENT
07/18/18	7	SCHEMATIC DESIGN DEVELOPMENT
07/18/18	8	SCHEMATIC DESIGN DEVELOPMENT
07/18/18	9	SCHEMATIC DESIGN DEVELOPMENT
07/18/18	10	SCHEMATIC DESIGN DEVELOPMENT

DOE FACILITY CODE: 660-3066  
 RIVERWOOD HIGH SCHOOL PHASE 3-B  
 AUDITORIUM/GYMNASIUM ADDITION  
 5900 RAIDER DRIVE NW SANDY SPRINGS, GA 30328  
 FULTON COUNTY SCHOOLS RFP NO. 411-19

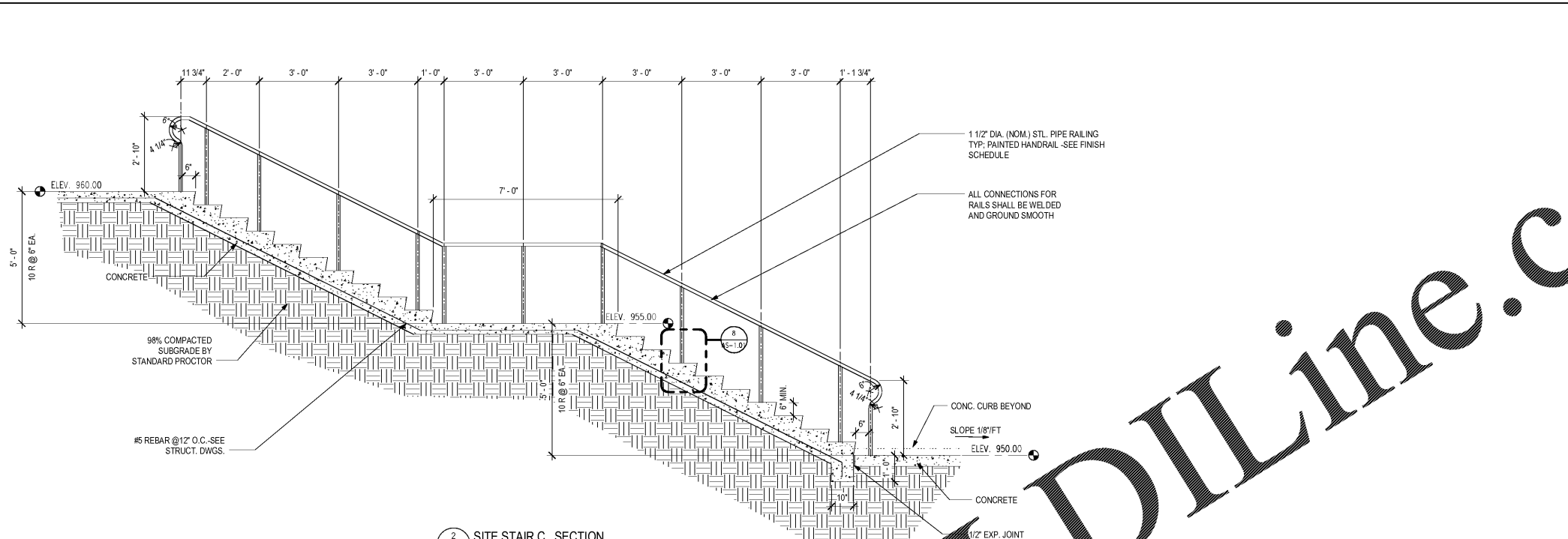
PROJECT NO.	16015.02
DATE	09/17/18
DRAWN BY	Author
CHECKED BY	Checker
DATE	

AS-1.11

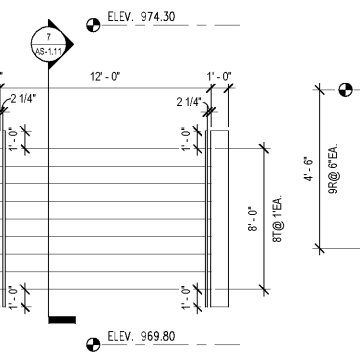
CHAPMAN GRIFFIN LANIER SUSSENBACH ARCHITECTS  
 400 Galleria Pkwy., Suite 100 Atlanta, Ga 30339 Phone: 404.733.5493



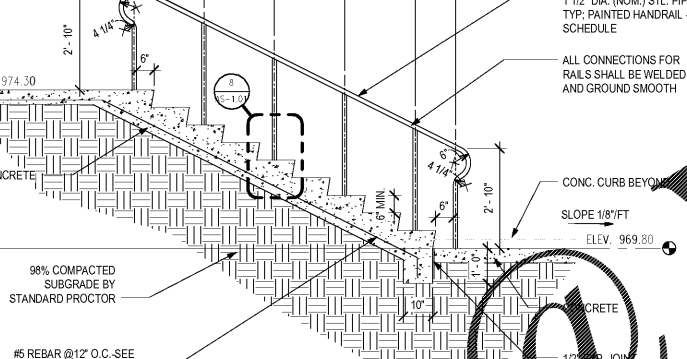
1 ENLARGED SITE STAIR C PLAN  
 AS-1.11 1/4" = 1'-0"



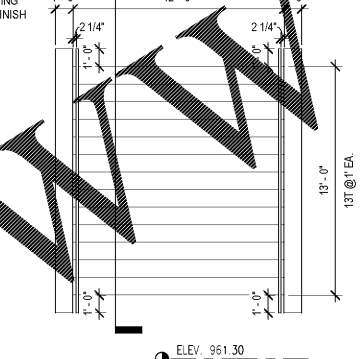
2 SITE STAIR C SECTION  
 AS-1.11 1/2" = 1'-0"



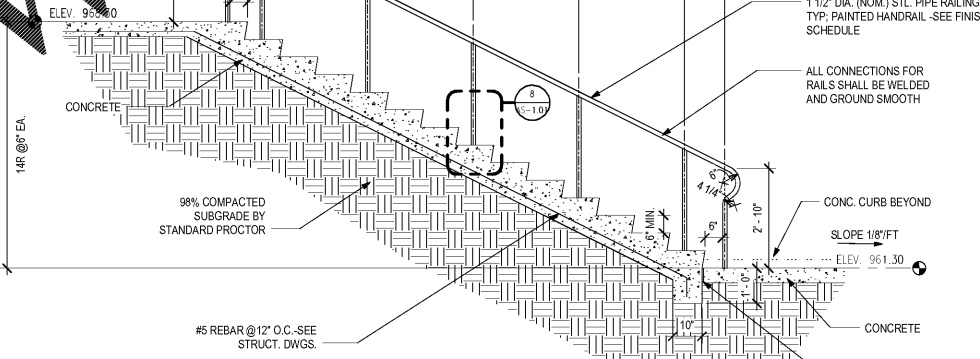
6 ENLARGED SITE STAIR D PLAN  
 AS-1.11 1/4" = 1'-0"



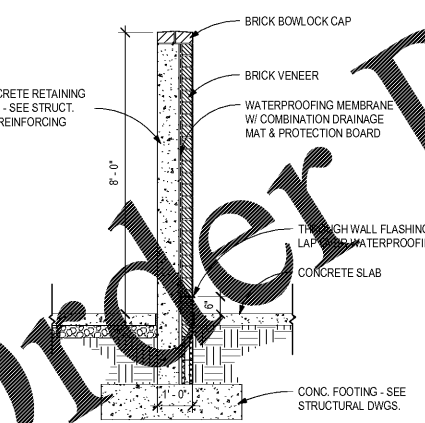
7 SITE STAIR D SECTION  
 AS-1.11 1/2" = 1'-0"



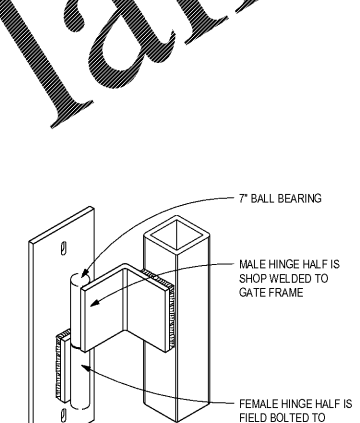
8 ENLARGED SITE STAIR E PLAN  
 AS-1.11 1/4" = 1'-0"



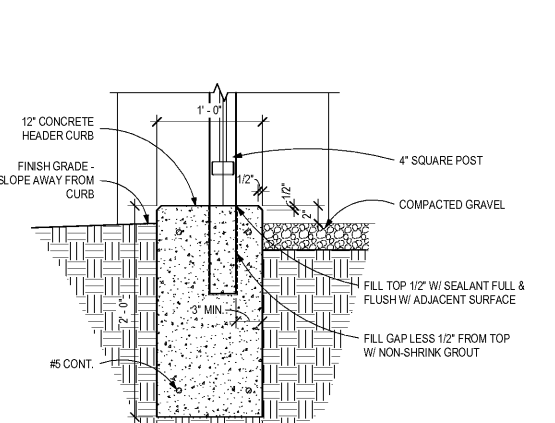
9 SITE STAIR E SECTION  
 AS-1.11 1/2" = 1'-0"



10 WALL SECTION @ TRASH  
 AS-1.11 1/2" = 1'-0"



4 HINGE DETAIL @ GATE  
 AS-1.11 3" = 1'-0"



5 CURB & FENCE SECTION  
 AS-1.11 1 1/2" = 1'-0"

Order Plans @

WWW.LDILine.com