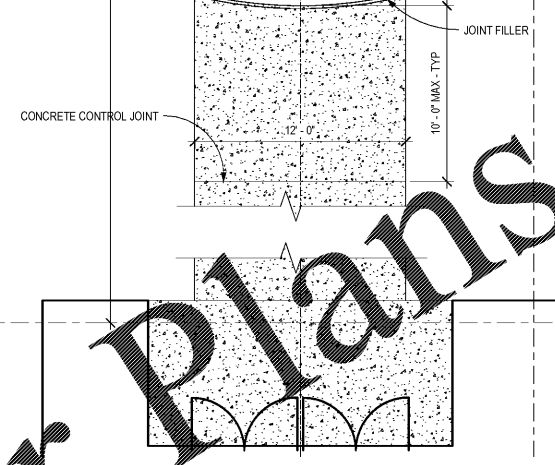
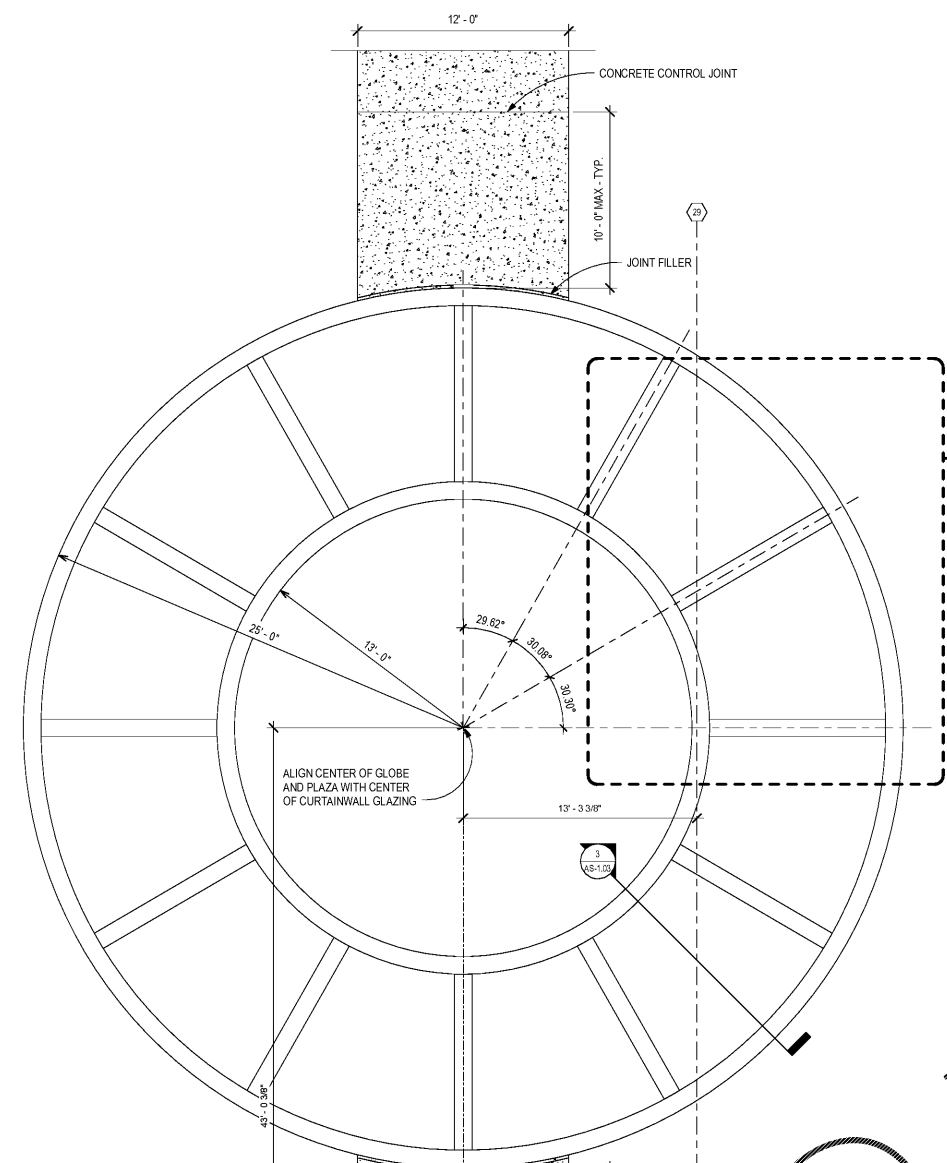
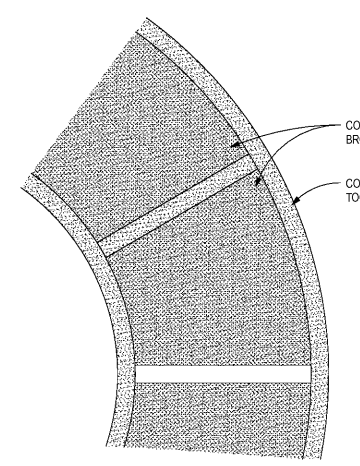


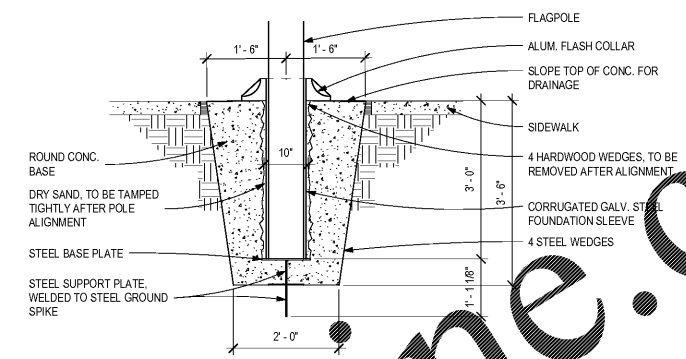
G
F
E
D
C
B
A



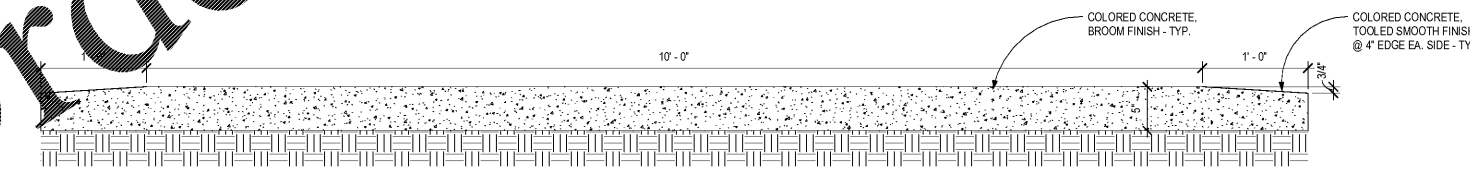
1 ENLARGED SITE PLAN - THE GLOBE
AS-1.03 1/4" = 1'-0"



2 THE GLOBE - PAVING PATTERN
AS-1.03 1/4" = 1'-0"



4 SECTION @ FLAGPOLE BASE
AS-1.03 3/4" = 1'-0"



3 THE GLOBE - PAVING SECTION
AS-1.03 1 1/2" = 1'-0"

Order Plans @

WWW.LDILINE.COM

Architecture
Facilitation Design

CGLS ARCHITECTS
CHAPMAN GRIFFIN LANIER SUSSENBACH ARCHITECTS INC.
2018

RELEASED FOR CONSTRUCTION

STATE OF GEORGIA
ROBERT SUSSENBACH
REGISTERED ARCHITECT

DATE	NO.	DESCRIPTION
01/27/18	001	SCHEMATIC SUBMITTAL
02/19/18	002	DESIGN DEVELOPMENT
04/17/18	003	SCHEMATIC SUBMITTAL
05/17/18	004	SCHEMATIC SUBMITTAL
07/18/18	005	SCHEMATIC SUBMITTAL
10/01/18	006	FINAL SCHEMATIC SUBMITTAL ISSUED FOR PROPOSALS

PROJECT NO. 16015.02
DATE 09/17/18
DRAWN BY: Author
CHECKED BY: Checker

DOE FACILITY CODE: 660-3086
RIVERWOOD HIGH SCHOOL PHASE 3-8 AUDITORIUM/GYMNASIUM ADDITION
5900 RAIDER DRIVE NW SANDY SPRINGS, GA 30328
FULTON COUNTY SCHOOLS RFP NO. 411-19

CHAPMAN GRIFFIN LANIER SUSSENBACH ARCHITECTS
400 Galleria Pkwy., Suite 100 Atlanta, Ga 30339 Phone: 404.733.5493

GLOBE PLAZA PLAN & DETAILS

AS-1.03