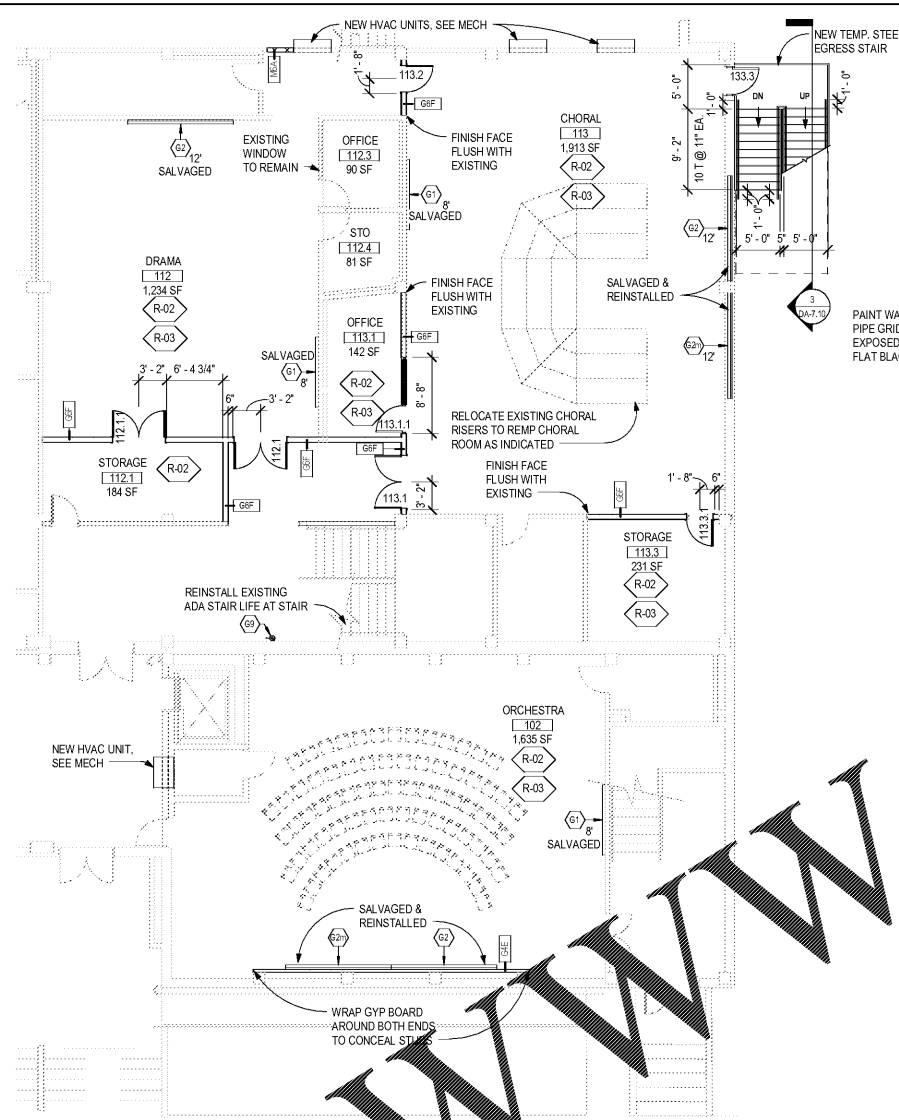
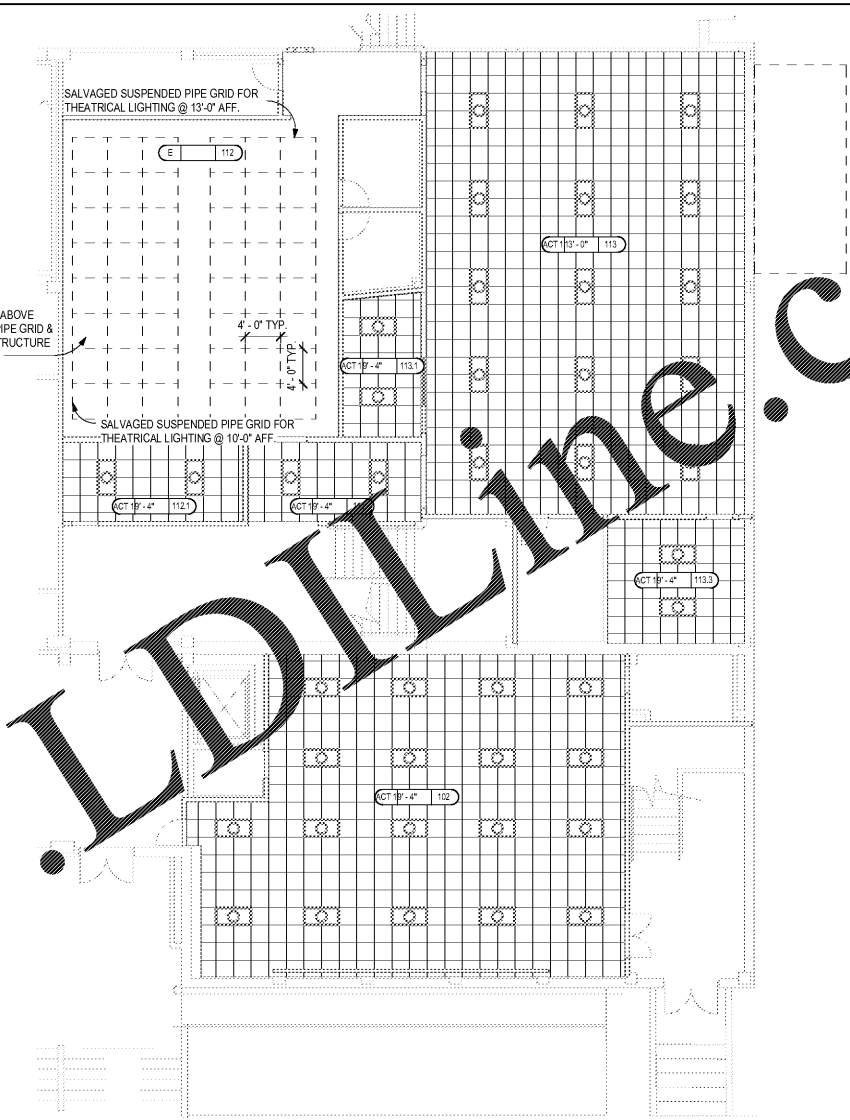


1 EXISTING LEVEL 100 DEMOLITION PLAN
DA-1.21 1/8" = 1'-0"



2 DRAMA/CHORAL/ORCHESTRA RENOVATION
DA-1.21 1/8" = 1'-0"



3 DRAMA/CHORAL/ORCHESTRA RENO RCP
DA-1.21 1/8" = 1'-0"

NOTE: RECONFIGURE SALVAGED PIPE GRID FROM EXISTING DRAMA CLASSROOM & REINSTALL IN TEMP. DRAMA CLASSROOM AS INDICATED. PROVIDE NEW PIPE & HANGERS TO MATCH EXISTING TO COMPLETE LAYOUT AS INDICATED. SEE DETAIL 18A-3.50 FOR SIMILAR CONDITION.

GENERAL DEMOLITION NOTES

- ASBESTOS CONTAINING MATERIALS HAVE BEEN IDENTIFIED IN EXISTING BUILDINGS. THESE MATERIALS ARE TO BE REMOVED & DISPOSED OF PROPERLY AS PART OF THIS CONTRACT.
- GENERAL CONTRACTOR SHALL COORDINATE MODIFICATIONS AND DEMOLITION WITH EXISTING CONDITIONS. PROTECT EXISTING CONDITIONS THAT ARE NOT INDICATED TO BE DEMOLISHED OR REPLACED AGAINST DAMAGE AND SOILING DURING CONSTRUCTION. RETURN ANY AREAS DAMAGED OR SOILED BY CONSTRUCTION ACTIVITIES TO THEIR ORIGINAL, NEW CONDITIONS. WHERE PAINT TOUCH-UP IS REQUIRED (EXCEPT AS NOTED IN NOTE 4 BELOW), REPAINT ENTIRE WALL FROM CORNER TO CORNER OF ROOM.
- GENERAL CONTRACTOR SHALL COORDINATE EXACT EXTENTS OF DEMOLITION WITH RENOVATION & NEW CONSTRUCTION. SEE ARCHITECTURAL, MECHANICAL, PLUMBING, & ELECTRICAL DRAWINGS & SPECIFICATIONS FOR ADDITIONAL DEMOLITION W/RESPECT TO RENOVATION/NEW CONSTRUCTION.
- IF DOCUMENTS/SPECIFICATIONS DO NOT ADDRESS RENOVATION/NEW CONSTRUCTION WHERE DEMOLITION HAS OCCURRED, IT IS THE RESPONSIBILITY OF THE GENERAL CONTRACTOR TO PATCH/MATCH AND/OR REPAIR ADJACENT AREAS (AFFECTED BY DEMOLITION) TO PRE-EXISTING CONDITION PRIOR TO DEMOLITION. GENERAL CONTRACTOR SHALL COORDINATE ALL WALL PENETRATIONS REQUIRED FOR INSTALLATION OF RENOVATION/NEW CONSTRUCTION.
- GENERAL CONTRACTOR SHALL PATCH ANY DAMAGE TO WALLS WHERE EXISTING ACOUSTICAL CEILING GRID WALL MOLDING IS REMOVED UNO. PAINT TO COURSE OF CMU (DIRECTLY BELOW CEILING).
- GENERAL CONTRACTOR SHALL CONSULT W/ OWNER TO DETERMINE IF OWNER WISHES TO SALVAGE & RETAIN OWNERSHIP OF ITEMS BEING DEMOLISHED. IT IS THE GENERAL CONTRACTOR'S RESPONSIBILITY TO MAKE EVERY EFFORT TO SALVAGE ITEMS IN AREAS TO BE DEMOLISHED AT THE REQUEST OF THE OWNER.
- IF EXISTING EQUIPMENT, ACCESSORIES OR FINISHES NOT DESIGNATED TO BE DEMOLISHED HAVE TO BE REMOVED IN ORDER TO INSTALL RENOVATION ITEMS OR FINISHES, REMOVED EQUIPMENT, ACCESSORIES OR FINISHES SHALL BE STORED IN A PROTECTED AREA AND REINSTALLED IN COMPLETED RENOVATION FULLY FUNCTIONAL AND IN THE SAME FINISHED STATE PRIOR TO REMOVAL. THIS INCLUDES, BUT IS NOT LIMITED TO, ELECTRICAL AND MECHANICAL ITEMS, TELEPHONES, ELECTRICAL COVER PLATES, ELECTRICAL CONDUIT, WIREMOLD POWER POLES, CASEWORK, ACCESSORIES, SHELVING UNITS, ETC. IN AREA WHERE CEILINGS ARE INDICATED TO REMAIN, REMOVE SECTIONS OF CEILINGS AND CEILING MOUNTED EQUIPMENT AS REQUIRED FOR ACCESS DURING DEMOLITION OF EXISTING AND INSTALLATION OF NEW MECHANICAL EQUIPMENT, DUCTWORK, ELECTRICAL, PLUMBING, AND FIRE PROTECTION WORK. REINSTALL CEILINGS AND ALL CEILING MOUNTED EQUIPMENT ONCE MEP WORK IS COMPLETED. REPLACE EXISTING SUSPENDED CEILING PANELS AND GRID WITH NEW CEILING PANELS AND GRID TO MATCH EXISTING WHERE DAMAGED BY THESE OPERATIONS. AT GYPSUM BOARD AND PLASTER CEILINGS, PATCH OPENINGS WITH MATERIAL TO MATCH EXISTING AND REPAINT ENTIRE CEILING IN COLOR TO MATCH EXISTING.
- PROVIDE ADDITIONAL TEMPORARY SUPPORT TO CEILINGS (INCLUDING SUPPORT FOR LIGHTS, SPEAKERS, AND OTHER CEILING MOUNTED OBJECTS) AS REQUIRED DURING MEP DEMOLITION AND INSTALLATION.
- GENERAL CONTRACTOR SHALL REPAIR WALLS WHERE EXISTING DUCTWORK, PIPING AND/OR CONDUIT ARE REMOVED AND HOLE IS NOT BEING REUSED FOR NEW WORK. REPAIR ANY WALLS DAMAGED BY CONSTRUCTION ACTIVITIES AND/OR NEW PENETRATIONS MADE AS PART OF THIS WORK. REPAIR TO MATCH EXISTING PARTITIONS CONSTRUCTION AND FIRE/SMOKE RATING.
- DURING MEP DEMOLITION AND INSTALLATION OF NEW CONSTRUCTION, MATCH EXISTING VCT IN SIZE, COLOR. INSTALL RUBBER BASE TO MATCH EXISTING IN HEIGHT AND COLOR.
- REPAIR/REPLACE FINISHES TO MATCH EXISTING WHERE DAMAGED OR REMOVED FROM DEMOLITION/NEW CONSTRUCTION.
- EXISTING DOORS TO REMAIN AS BARRICADED DURING DEMOLITION & CONSTRUCTION PHASES. SEAL FULL PERIMETER & PROVIDE TEMPORARY SIGNAGE REDIRECTING EGRESS.
- PROVIDE PROTECTION OF EXISTING FLOORING THAT IS TO REMAIN UNDER WORK AREAS AS NEEDED. FOR EXISTING WOOD FLOORS, PROVIDE MIN. 7/16" OSB OR EQUAL THICKNESS OF PLYWOOD (NO MASONITE) PROTECTION. PROVIDE UNDERLAYMENT OF MIN. 6 MIL PLASTIC SHEETING WITH TAPED JOINTS.

REFERENCED DEMOLITION NOTES

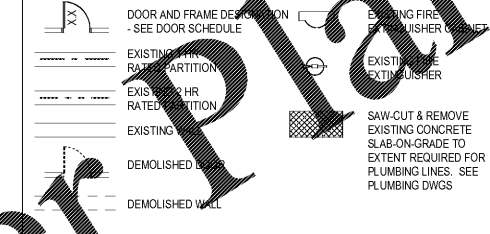
- D-01 REMOVE PORTION OF EXISTING PARTITION IN ITS ENTIRETY, INCLUDING DOORS, DOOR FRAMES & WINDOW FRAMES, TO EXTENTS INDICATED.
- D-02 REMOVE CEILING FINISHES, MECHANICAL/ ELECTRICAL/ PLUMBING FIXTURES, CASEWORK, ACCESSORIES & WALL MOUNTED ARTIFACTS IN THEIR ENTIRETY. EXISTING LIGHTING & OTHER FIXTURES TO REMAIN AND BE REINSTALLED IN NEW CEILING, UNLESS INDICATED OTHERWISE. REFERENCE MECHANICAL, ELECTRICAL, AND PLUMBING DRAWINGS FOR EXTENT OF MEP DEMOLITION AND SCOPE TO REMAIN.
- D-03 BARRICADE EXISTING DOORS PRIOR TO DEMOLITION ACTIVITIES. PROVIDE TEMPORARY MEANS OF EGRESS AS INDICATED PRIOR TO CLOSING OFF THESE DOORS.
- D-04 REMOVE EXISTING PLUMBING FIXTURES INCLUDING PLUMBING PIPE CONNECTIONS. CAP PIPING BELOW FLOOR, OR WITHIN WALL. SEE PLUMBING DWGS.
- D-05 REMOVE PORTION OF EXISTING WALL AS REQUIRED FOR NEW HVAC UNIT DUCTWORK.

REFERENCED RENOVATION NOTES

- R-01 PROVIDE AND INSTALL NEW RUBBER BASE ALONG NEW TEMP WALL TO MATCH EXISTING IN HEIGHT AND COLOR.
- R-02 INSTALL NEW VCT AS REQUIRED WHERE DEMOLITION AND NEW CONSTRUCTION OCCURS. MATCH EXISTING VCT IN SIZE, COLOR. INSTALL RUBBER BASE TO MATCH EXISTING IN HEIGHT AND COLOR.
- R-03 REPAIR/REPLACE FINISHES TO MATCH EXISTING WHERE DAMAGED OR REMOVED FROM DEMOLITION/NEW CONSTRUCTION.
- R-04 EXISTING DOORS TO REMAIN AS BARRICADED DURING DEMOLITION & CONSTRUCTION PHASES. SEAL FULL PERIMETER & PROVIDE TEMPORARY SIGNAGE REDIRECTING EGRESS.

NOTE: REINSTALL SALVAGED CLASSROOM ACCESSORIES, CASEWORK, & EQUIPMENT (CHALKBOARDS, MARKERBOARDS, TACKBOARDS, CLOCKS, SHELVING, CASEWORK, SOUND ATTENUATION PANELS, CEILING STEEL PIPE GRID, ETC.) IN TEMPORARY BAND, ORCHESTRA, DRAMA AND CHORAL ROOMS

DEMOLITION PLAN LEGEND

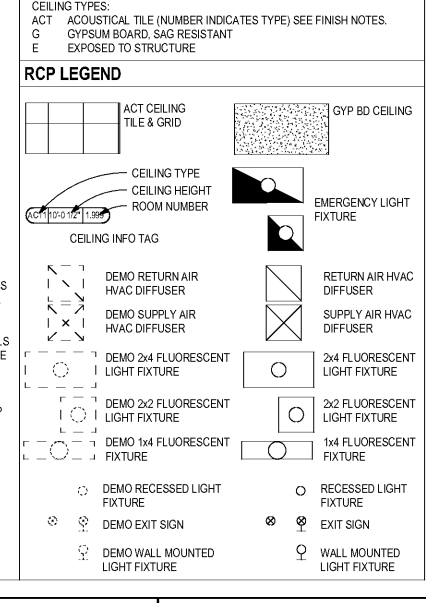


G1	12' MUSIC MARKER BOARD W/STAFF LINES
G2	12' HORIZ. SLIDING MARKER BOARD
G3	THEATER PROJECTION SCREEN 20' X 15'
G4	CAFETERIA PROJECTION SCREEN 10' X 10'
G5	MEDIA CENTER PROJECTION SCREEN 8' X 8'
G6	* WALL-MOUNTED SOUND ABSORBING PANEL (MOUNT @ 3'-6" A.F.F. UNLESS NOTED OTHERWISE)
G7	* WALL-MOUNTED SOUND DIFFUSING PANEL (MOUNT @ 3'-6" A.F.F. UNLESS NOTED OTHERWISE)
G8	KEY BOX
G9	FIRE EXTINGUISHER IN RECESSED CABINET
G10	BRACKET MOUNTED FIRE EXTINGUISHER
G11	SOUND ABSORBING PANEL
G12	TV / COMPONENT BRACKET

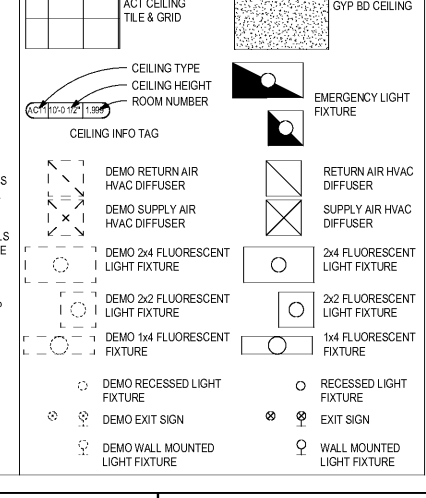
RCP NOTES

- CEILING HEIGHTS ARE INTENDED TO MATCH EXISTING CEILING HEIGHTS, UNO. GENERAL CONTRACTOR TO NOTIFY ARCHITECT OF ANY DISCREPANCY BEFORE PROCEEDING.
- PROVIDE NEW GRID WHERE NEW ACT CEILINGS ARE INDICATED. SEE MEP DRAWINGS FOR EXTENT OF MEP SCOPE.
- PROVIDE ADDITIONAL SUPPORTS FOR FLEXIBLE CONDUITS AND FLEXIBLE DUCTS TO AVOID CONTACT WITH FINISH CEILING MATERIALS.
- PAINT ALL EXPOSED SURFACES OF SOFFITS THAT OCCUR AT NEW ACOUSTICAL CEILING TILE LOCATIONS.
- WHERE CEILINGS ARE REPLACED AND THE ROOM OR CORRIDOR IS NOT INDICATED TO BE REPAINTED, PAINT THE COURSE OF CMU BELOW THE CEILING TO MATCH EXISTING. FULL PERIMETER OF SPACE.
- WHERE MEP WORK OCCURS AT GYPSUM BOARD OR CEMENT PLASTER CEILINGS, PATCH AND REPAIR WITH ABUSE RESISTANT GYPSUM BOARD AS REQUIRED. REPAINT IN ITS ENTIRETY OR UP TO A VERTICAL CHANGE IN ELEVATION UNO.
- WHERE REGISTERS ARE REMOVED AND REINSTALLED OR REPLACED AT THEIR ORIGINAL LOCATION, FIELD VERIFY EXISTING LOCATION. SEE MECHANICAL.
- IN AREAS WHERE CEILINGS ARE INDICATED TO REMAIN, REMOVE SECTIONS OF CEILINGS AND CEILING MOUNTED EQUIPMENT AS REQUIRED FOR ACCESS DURING DEMOLITION OF EXISTING AND INSTALLATION OF NEW MECHANICAL EQUIPMENT, DUCTWORK, ELECTRICAL, PLUMBING AND FIRE PROTECTION WORK. REINSTALL CEILINGS AND ALL CEILING MOUNTED EQUIPMENT ONCE MEP WORK IS COMPLETED. REPLACE EXISTING SUSPENDED CEILING PANELS AND GRID WITH NEW CEILING PANELS AND GRID TO MATCH EXISTING WHERE DAMAGED BY THESE OPERATIONS. AT GYPSUM BOARD AND PLASTER CEILINGS, PATCH OPENINGS WITH MATERIAL TO MATCH EXISTING AND REPAINT ENTIRE CEILING IN COLOR TO MATCH EXISTING.
- PROVIDE ADDITIONAL STEEL REINFORCING AT NEW MECHANICAL ROOF TOP UNITS AS INDICATED IN STRUCTURAL DETAIL.
- PROVIDE UNISTRUT OR STEEL ANGLE SUPPORT ATTACHED TO EXISTING ROOF OR FLOOR STRUCTURE FOR ATTACHMENT OF CEILING GRID HANGERS.
- REMOVE SECTIONS OF EXISTING GYP. BOARD CEILINGS AS REQUIRED TO ACCESS NEW WORK (CONDUIT, LOW VOLTAGE WIRING, MECH. EQUIPMENT, ETC.) PATCH GYP. BOARD AND REPAINT ENTIRE CEILING.
- WHERE NO NEW CEILING WORK IS INDICATED IN EXISTING SPACES, CEILING FINISH, LIGHTING & CEILING MOUNTED DEVICES ARE TO REMAIN.

RCP KEY



RCP LEGEND



CHAPMAN GRIFFIN LANIER SUSSENBACH ARCHITECTS
 400 Galleria Parkway, Suite 100, Atlanta, GA 30339 Phone: 404.733.5493
 RIVERWOOD HIGH SCHOOL PHASE 3-B AUDITORIUM/GYMNASIUM ADDITION
 5900 RAIDER DRIVE NW SANDY SPRINGS, GA 30328
 FULTON COUNTY SCHOOLS RFP NO. 411-19
 DA-1.21