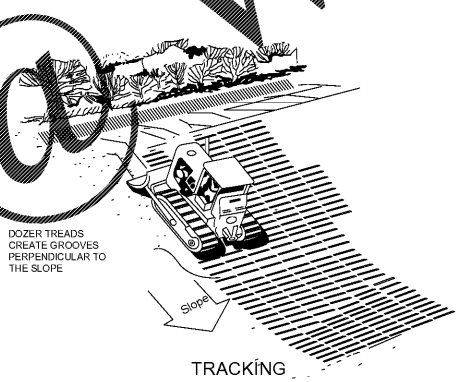
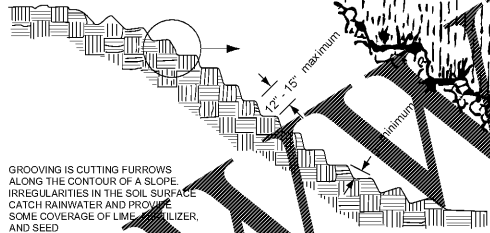


43 St - CALCULATIONS

St #	STRUCTURE	Do (in)	Q25 (cfs)	V25 (fps)	La (ft)	W1 (ft)	W2 (ft)	d50 (ft)	DEPTH (ft)
1	StA1	24	11.41	5.66	20	6	22	1.0	15



SURFACE ROUGHENING

THE PURPOSES OF SURFACE ROUGHENING ARE TO AID IN ESTABLISHMENT OF VEGETATIVE COVER WITH SEED, TO REDUCE RUNOFF VELOCITY AND INCREASE INFILTRATION, AND TO REDUCE EROSION AND PROVIDE FOR SEDIMENT TRAPPING. ALL SLOPES STEEPER THAN 3:1 REQUIRE SURFACE ROUGHENING, EITHER STAIR-STEP GRADING, GROOVING, FURROWING, OR TRACKING IF THEY ARE TO BE STABILIZED WITH VEGETATION. HOWEVER, IF THE SLOPE IS TO BE STABILIZED WITH EROSION CONTROL BLANKETS OR SOIL REINFORCEMENT MATTING, THE SOIL SURFACE SHOULD NOT BE ROUGHENED. AREAS WITH GRADES LESS STEEP THAN 3:1 SHOULD HAVE THE SOIL SURFACE LIGHTLY ROUGHENED AND LOOSENED TO A DEPTH OF 2 TO 4 INCHES PRIOR TO SEEDING. AREAS WHICH HAVE BEEN GRADED AND WILL NOT BE STABILIZED IMMEDIATELY MAY BE ROUGHENED TO REDUCE RUNOFF VELOCITY UNTIL SEEDING TAKES PLACE. SLOPES WITH A STABLE ROCK FACE DO NOT REQUIRE ROUGHENING OR STABILIZATION.

GROOVING
GROOVING CONSISTS OF USING MACHINERY TO CREATE A SERIES OF RIDGES AND DEPRESSIONS WHICH RUN PERPENDICULAR TO THE SLOPE (ON THE CONTOUR). GROOVES MAY BE MADE WITH ANY APPROPRIATE IMPLEMENT WHICH CAN BE SAFELY OPERATED ON THE SLOPE AND WHICH WILL NOT CAUSE UNDUE COMPACTION. SUGGESTED IMPLEMENTS INCLUDE DISCS, TILLERS, SPRING HARROWS, AND THE TEETH ON A FRONTEND LOADER BUCKET. SUCH GROOVES SHALL NOT BE LESS THAN 3 INCHES DEEP NOR FURTHER THAN 15 INCHES APART.

ROUGHENING WITH TRACKED MACHINERY
ROUGHENING WITH TRACKED MACHINERY ON CLAY SOILS IS NOT RECOMMENDED UNLESS NO ALTERNATIVES ARE AVAILABLE. UNDUCE COMPACTION OF SURFACE SOIL RESULTS FROM THIS PRACTICE. SANDY SOILS DO NOT COMPACT SEVERELY AND MAY BE TRACKED. IN NO CASE IS TRACKING AS EFFECTIVE AS THE OTHER ROUGHENING METHODS DESCRIBED. TRACKING SHALL BE DONE BY OPERATING TRACKED MACHINERY UP AND DOWN THE SLOPE TO LEAVE HORIZONTAL DEPRESSIONS IN THE SOIL. AS FEW PASSES OF THE MACHINERY AS POSSIBLE SHOULD BE MADE TO MINIMIZE COMPACTION.

SEEDING
ROUGHENED AREAS SHALL BE SEEDED AND MULCHED AS SOON AS POSSIBLE TO OBTAIN OPTIMUM SEED GERMINATION AND SEEDLING GROWTH. REFER TO SPECIFICATIONS DS1, DS2, DS3, AND DS4 - DISTURBED AREA STABILIZATION (WITH MULCHING ONLY, TEMPORARY SEEDING, PERMANENT VEGETATION, AND SODDING), RESPECTIVELY.

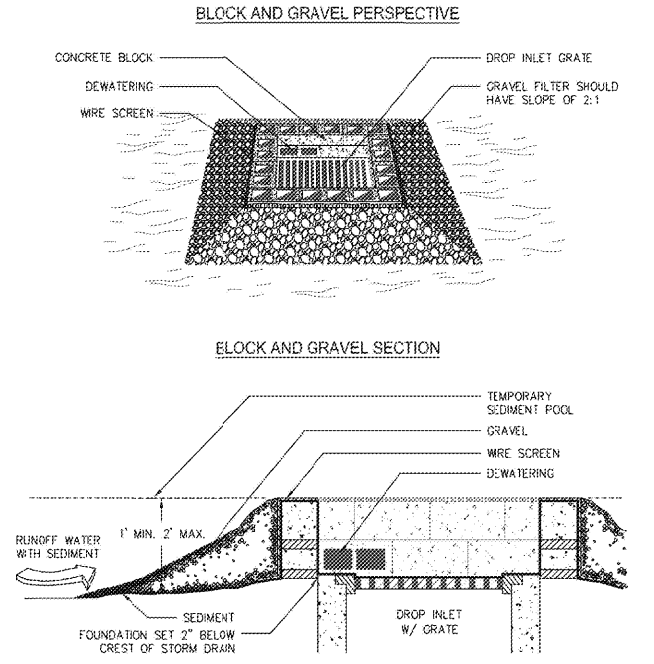
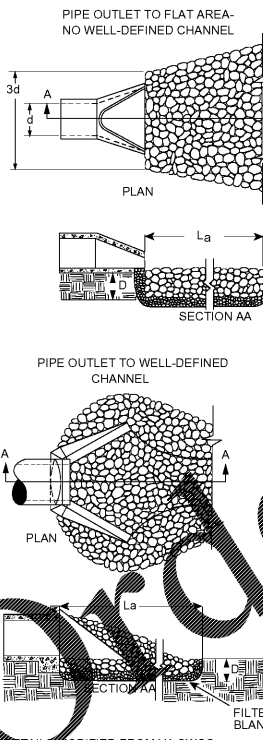


Figure 6-28.3 Block and Gravel Drop Inlet Protections

GSWCC 2016 Edition 8-152



St STORM DRAIN OUTLET PROTECTION

Su SURFACE ROUGHENING

PROJECT NO.: 18090
DATE: 07-19-18

REVISIONS: SUBMITTER TO XX/XX/XXXX

SOUTHLAND ENGINEERING
CIVIL ENGINEERS - LAND SURVEYORS - LAND PLANNERS
114 OLD MILL ROAD, CARTERSVILLE, GEORGIA 30120
PHONE: 770-387-0440 FAX: 770-607-5151

CITY OF ROME
FLOYD COUNTY JAIL TRAINING CENTER
LAND LOTS) 193, 23rd DISTRICT, 3rd SECTION,
CITY OF ROME, FLOYD COUNTY, GEORGIA

GSWCC NO. 3422
SHEET TITLE:
EROSION CONTROL DETAILS
DRAWING NO.:
C505

GSWCC LEVEL II CERTIFICATION NUMBER
GEORGIA REGISTRATION NO. GA #3422