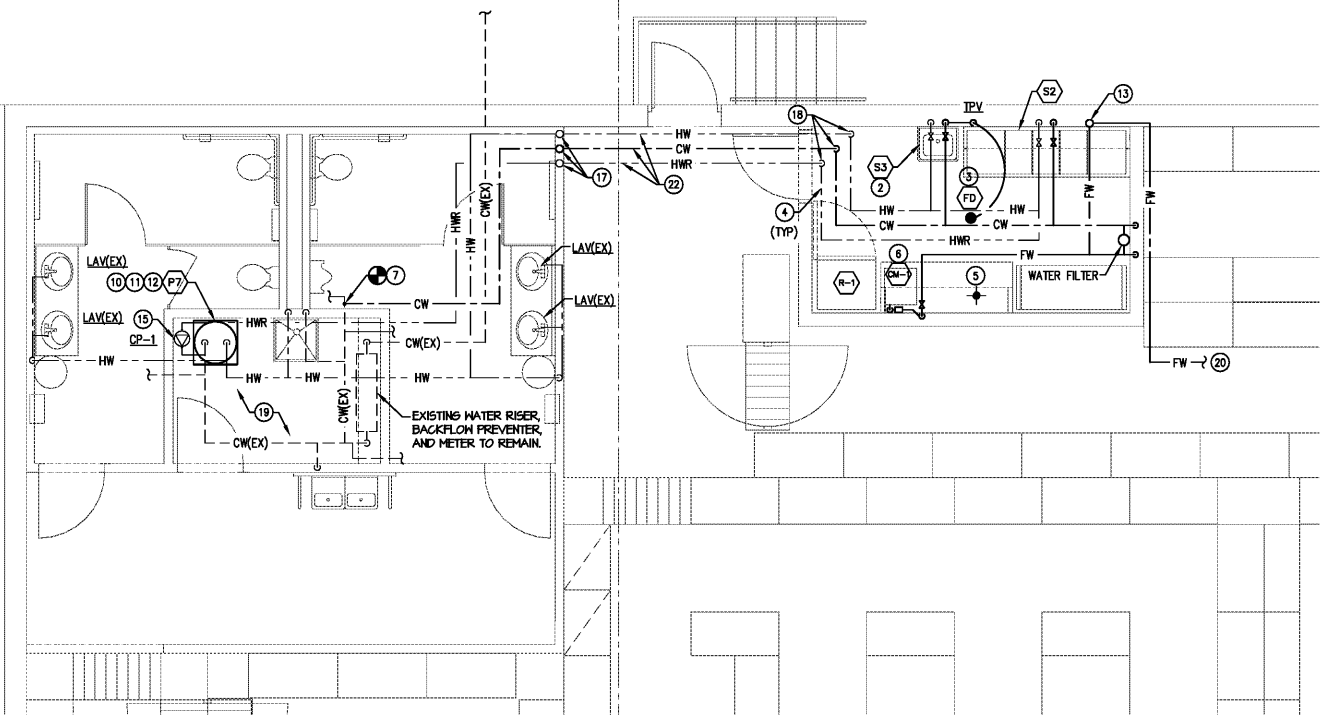



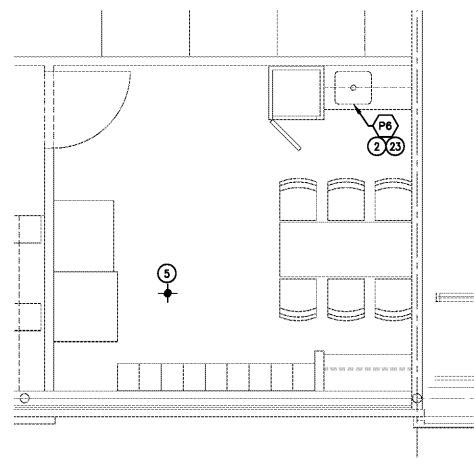
CONTRACTOR(S) SHALL VERIFY EXISTING CONDITIONS AND CORRELATE DIMENSIONS PRIOR TO PROVIDING THE WORK DETAILED IN THESE DRAWINGS, AND SHALL PROMPTLY NOTIFY THE ARCHITECT OF ANY DISCREPANCIES.



PARTIAL ENLARGED SUPPLY FIRST FLOOR PLUMBING PLAN 02
SCALE: 1/4"=1'-0"



PARTIAL ENLARGED DWV FIRST FLOOR PLUMBING PLAN 01
SCALE: 1/4"=1'-0"



PARTIAL ENLARGED BREAK ROOM PLUMBING PLAN 03
SCALE: 1/4"=1'-0"

NOTES:
 A. REFER TO ARCHITECTURAL DRAWINGS FOR PLUMBING ROUGH-IN DIMENSIONS.
 B. GREASE WASTE SHALL BE CAST IRON.
 C. COORDINATE ALL SENIOR WORK WITH OTHER TRADES.

WATER HEATER CALCULATION:

MOP SINK/SERVICE SINK:	20 GPH
HAND SINK:	4 GPH
LAVATORY (4X):	16 GPH
3 COMPARTMENT SINK:	31 GPH
(48X20X12X0.75)/231 IN/GAL =	71 GPH
TOTAL HOT WATER NEEDED AT 120°	71 GPH

REFER TO P3.1 FOR WATER, SANITARY AND VENT SIZES.

CONTRACTOR TO FIELD VERIFY EXISTING HOT WATER PIPING AND RE-USE WHEN POSSIBLE. REMOVE REMAINING HOT WATER PIPING NOT USED.

KEYED NOTES #

- ON EXISTING SLABS, SAW CUT FLOOR AND TRENCH TO INSTALL SANITARY PIPING, BACKFILL, COMPACT AND PATCH FLOOR TO MATCH EXISTING.
- THERMOSTATIC MIXING VALVE UNDER SINK, REFER TO DETAIL ON SHEET P3.1.
- FLOOR DRAIN WITH TRAP PRIMER VALVE, REFER TO DETAIL ON SHEET P3.1.
- ROUTE WATER PIPING IN CEILING SPACE AS HIGH AS POSSIBLE. ROUTE TO SUIT FIELD CONDITIONS AND COORDINATE WITH ALL OTHER TRADES. PROVIDE ADDITIONAL HANGERS, ELBOWS, ETC. AS REQUIRED.
- PROVIDE SPRINKLER COVERAGE OVER FOOD PREP ROOM AS REQUIRED TO MAINTAIN COVERAGE PER NFPA AND LOCAL CODES.
- STUB OUT COFFER TRAP SHALL BE AT 48" A.F.F. PROVIDE AN APPROVED BACKFLOW PREVENTER. PROVIDE SHUT-OFF VALVE. PROVIDE FLEX TUBING STUB OUT AT 48" A.F.F. TO CONNECT TO COFFEE MAKER.
- REMOVE EXISTING 3/4" WATER PIPING TO EXISTING 2" WATER PIPING ABOVE CEILING AS SHOWN ON PLANS.
- ROUTE NEW 2" VENT PIPING FROM SINK UP TIGHT AGAINST WALL. RISE UP TO ROOF WITH NEW VENT THRU ROOF. VERIFY VENT IS A MINIMUM OF 12'-0" FROM ANY OUTDOOR AIR INTAKE OFFSET AS REQUIRED. COMPLY WITH ALL LOCAL CODES.
- CONNECT NEW 3" SANITARY PIPING TO EXISTING 4" SANITARY SENIOR PIPING. FIELD VERIFY EXACT LOCATION AND INVERT ELEVATION PRIOR TO THE START OF CONSTRUCTION.
- REMOVE EXISTING WATER HEATER. PROVIDE TEMPORARY GAP ON UTILITIES. FIELD VERIFY EXACT LOCATION.
- NEW 36 GALLON WATER HEATER. CONNECT EXISTING UTILITIES TO NEW WATER HEATER. CONTRACTOR TO MOUNT WATER HEATER ON PLATFORM AS REQUIRED.
- CONTRACTOR TO PROVIDE DRAIN PAN UNDER NEW WATER HEATER. ROUTE FULL-SIZED DRAIN LINE AND FULL-SIZED TYP DRAIN LINE TO EXISTING MOP SINK IN JANITOR CLOSET AND TERMINATE WITH A MINIMUM 2" AIR GAP. REFER TO DETAIL ON SHEET P3.1.
- ROUTE NEW 3/4" FILTERED WATER LINE FROM NEW FOOD PREP ROOM UP IN HALL. PIPING SHALL BE INSTALLED BELOW ROOF DECK TIGHT TO STRUCTURE IN JOIST WEB SPACE. ROUTE TO SUIT FIELD CONDITIONS AND COORDINATE WITH ALL OTHER TRADES. PROVIDE ADDITIONAL HANGERS, ELBOWS, ETC. AS REQUIRED.
- CORE DRILL EXISTING FOUNDATION AS REQUIRED FOR NEW SANITARY PIPING. PROVIDE SLEEVE IN FOUNDATION.
- NEW CIRCULATION PUMP TO BE INSTALLED ON HALL IN JANITOR CLOSET PER MANUFACTURER'S RECOMMENDATIONS. CONTRACTOR TO FIELD VERIFY BEST LOCATION.
- ROUTE 2" SANITARY PIPING DOWN AND STUB-OUT DIRECTLY OVER NEW FLOOR SINK WITH DOWNWARD 40 DEGREE ELBOW AND TERMINATE WITH A MINIMUM 2" AIR GAP.
- ROUTE WATER PIPING UP IN HALL. PIPING SHALL BE INSTALLED BELOW ROOF DECK TIGHT TO STRUCTURE IN JOIST WEB SPACE. ROUTE TO SUIT FIELD CONDITIONS AND COORDINATE WITH ALL OTHER TRADES. PROVIDE ADDITIONAL HANGERS, ELBOWS, ETC. AS REQUIRED.
- ROUTE WATER PIPING DOWN IN HALL TO ABOVE FOOD PREP ROOM CEILING.
- CONTRACTOR TO FIELD VERIFY EXISTING HOT WATER PIPING AND RE-USE WHEN POSSIBLE. REMOVE ANY HOT WATER PIPING NOT USED.
- REFER TO SHEET MFLU FOR CONTINUATION.
- INSTALL RECESSED GREASE TRAP FLUSH WITH FLOOR PER MANUFACTURER'S INSTRUCTIONS. COORDINATE INSTALLATION TO MAINTAIN PROPER CLEARANCES FOR ROUTINE SERVICING. PROVIDE ALL REQUIRED APPURTENANCES, INCLUDING FLOW CONTROL FITTING AND EXTENSION FOR TOP TO BE FLUSH WITH FINISH FLOOR. REFER TO GREASE TRAP CALCULATIONS ON SHEET P3.1. GREASE TRAP SHALL NOT BE INSTALLED BENEATH ANY FOOD PREP ROOM EQUIPMENT OR FIXTURES.
- WATER PIPING SHOWN AWAY FROM WALL FOR CLARITY. PIPING SHALL BE INSTALLED TIGHT AGAINST WALL.
- REPLACE EXISTING SINK WITH NEW SINK IN BREAK ROOM. PROVIDE TEMPORARY GAP ON EXISTING UTILITIES AS NEEDED. RE-CONNECT EXISTING WATER PIPING TO NEW FIXTURE. RE-CONNECT EXISTING SANITARY PIPING TO NEW FIXTURE. EXISTING TANKLESS WATER HEATER TO BE RE-USED. RE-CONNECT AS REQUIRED.



BED BATH & BEYOND
 Beyond any store of its kind.
 PROJECT NAME & LOCATION:
 # 103 ALPHARETTA, GA
 6050 NORTH POINT PARKWAY
 ALPHARETTA, GA 30022

DISTRIBUTION:	DATE:
OWNER REVIEW	09/13/18
PERMIT SET	09/25/18