



idGROUP

11 IRVING BLVD.
DALLAS, TEXAS 75207
TEL: 214-638-5530

ARCHITECT/ENGINEER



MPW ENGINEERING, LLC
113 W. 7TH STREET - SUITE 600 - DALLAS, TX 75202
(214) 502-4008 • (214) 502-4007 FAX

GENERAL NOTES

- ALL 120/125 VOLT SINGLE PHASE 20 AMP RECEPTACLES IN KITCHEN AND/OR FOOD PREP AREAS MUST BE GFCI PROTECTED IN ACCORDANCE WITH SECTION 210.8 (B) (2) OF THE NEC.
- ALL LOW VOLTAGE TELEPHONE/DATA BACKBOXES SHALL BE INSTALLED WITH A 1-1/2" RACEWAY WITH PULL STRING STUBBED INTO ACCESSIBLE CEILING SPACE WITH BUSHINGS. ALL FINAL TERMINATIONS ARE TO BE MADE IN PULSE CABINET LOCATED IN MANAGER'S OFFICE BY OTHERS.
- CONTRACTOR SHALL CONFIRM ALL ELECTRICAL REQUIREMENTS FOR ALL KITCHEN EQUIPMENT WITH ACTUAL NAMEPLATE AND MANUFACTURER'S SPECIFICATIONS PRIOR TO ORDERING.
- 120V/USB OUTLETS SUPPLIED BY CONTRACTOR AND INSTALLED BY CONTRACTOR. LOCATION TO BE DETERMINED BY OWNER IN THE FIELD.


KEYNOTES #

1. CONTRACTOR TO RUN DATA AND ELECTRICAL CONDUIT THROUGH CABINETRY. REF - ARCHITECTURAL SHEETS A8 FOR COUNTER DETAILS AND ADDITIONAL CABINET ELECTRICAL / DATA.



CLIENT PROJECT # 5879
ARCHITECTURAL PROJECT NO.: 385-071
DRAWN BY: DJA
CHECKED BY: JSR

DOMINO'S PIZZA
30 FRANK LLOYD WRIGHT DRIVE
ANN ARBOR, MI 48105
TEL: 314.919.8560



Domino's

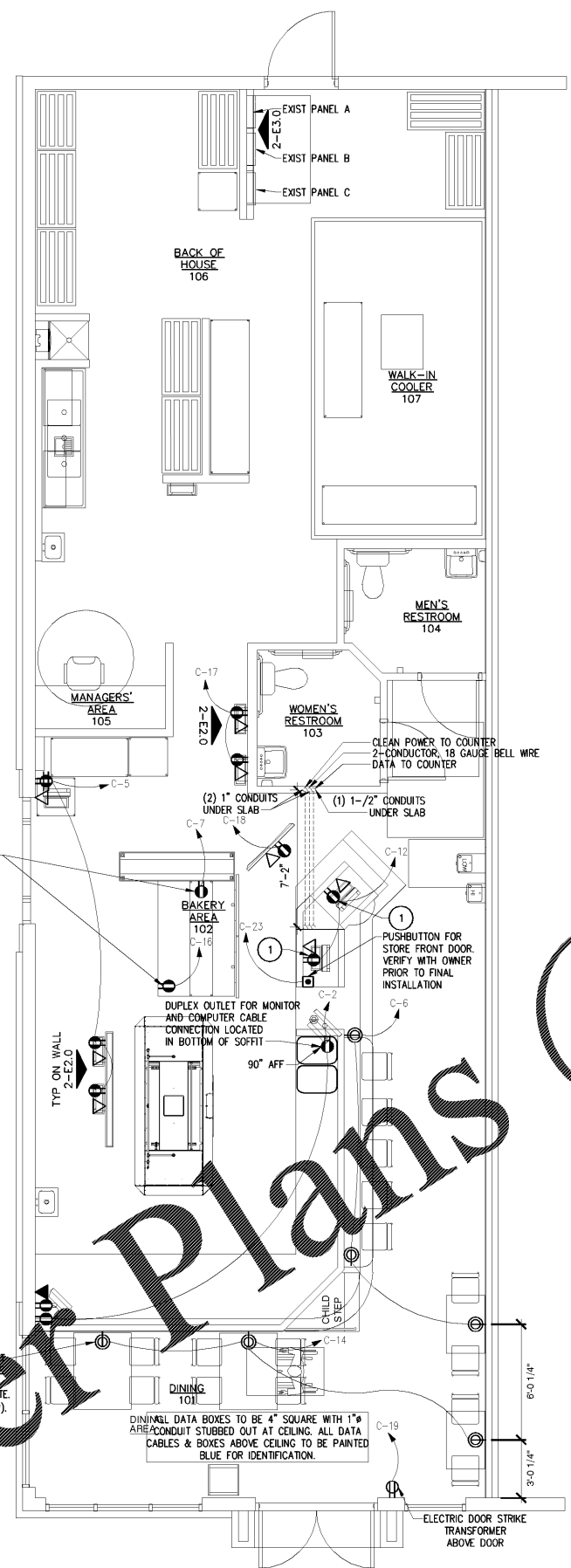
DOMINO'S PIZZA
#5879
3871 AIRPORT BLVD.
MOBILE, AL 36608

NO.	REVISIONS	DATE

PLANNING REVIEW ISSUE DATE: N/A
CLIENT REVIEW ISSUE DATE: 09/13/2018
LANDLORD REVIEW ISSUE DATE: 09/13/2018
BID ISSUE DATE: 09/24/2018
HEALTH DEPT. REVIEW ISSUE DATE: 09/24/2018
BUILDING REVIEW ISSUE DATE: 09/24/2018
CONSTRUCTION ISSUE DATE: 09/24/2018

DRAWING TITLE:
CLEAN POWER PLAN

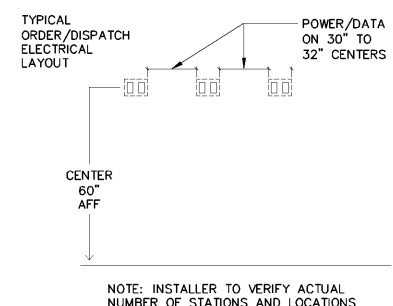
DRAWING NUMBER:
E2.0



INSTALL 2 DEDICATED CIRCUITS "CLEAN POWER ONLY" FOR COMPUTER AND LABEL PRINTER IN-CEILING RE: 3/1.0. COORDINATE FINAL LOCATION WITH OWNER PRIOR TO INSTALLATION

USB CHARGER/TAMPER RESISTANT OUTLET 156.30-W SEE ABOVE. BOOTH SEATING AND BURNED HORIZONTAL OUTLETS TO BE WHITE. COORDINATE WITH MILLWORK (TYP).

DINING DATA BOXES TO BE 4" SQUARE WITH 1" ARE CONDUIT STUBBED OUT AT CEILING. ALL DATA CABLES & BOXES ABOVE CEILING TO BE PAINTED BLUE FOR IDENTIFICATION.



NOTE: INSTALLER TO VERIFY ACTUAL NUMBER OF STATIONS AND LOCATIONS

01 CLEAN POWER PLAN
SCALE: 1/4" = 1'-0"

02 TYP. ORDER/DISPATCH ELEC. LAYOUT
NOT TO SCALE

Order Plans

@

WWW.LDILINE.COM