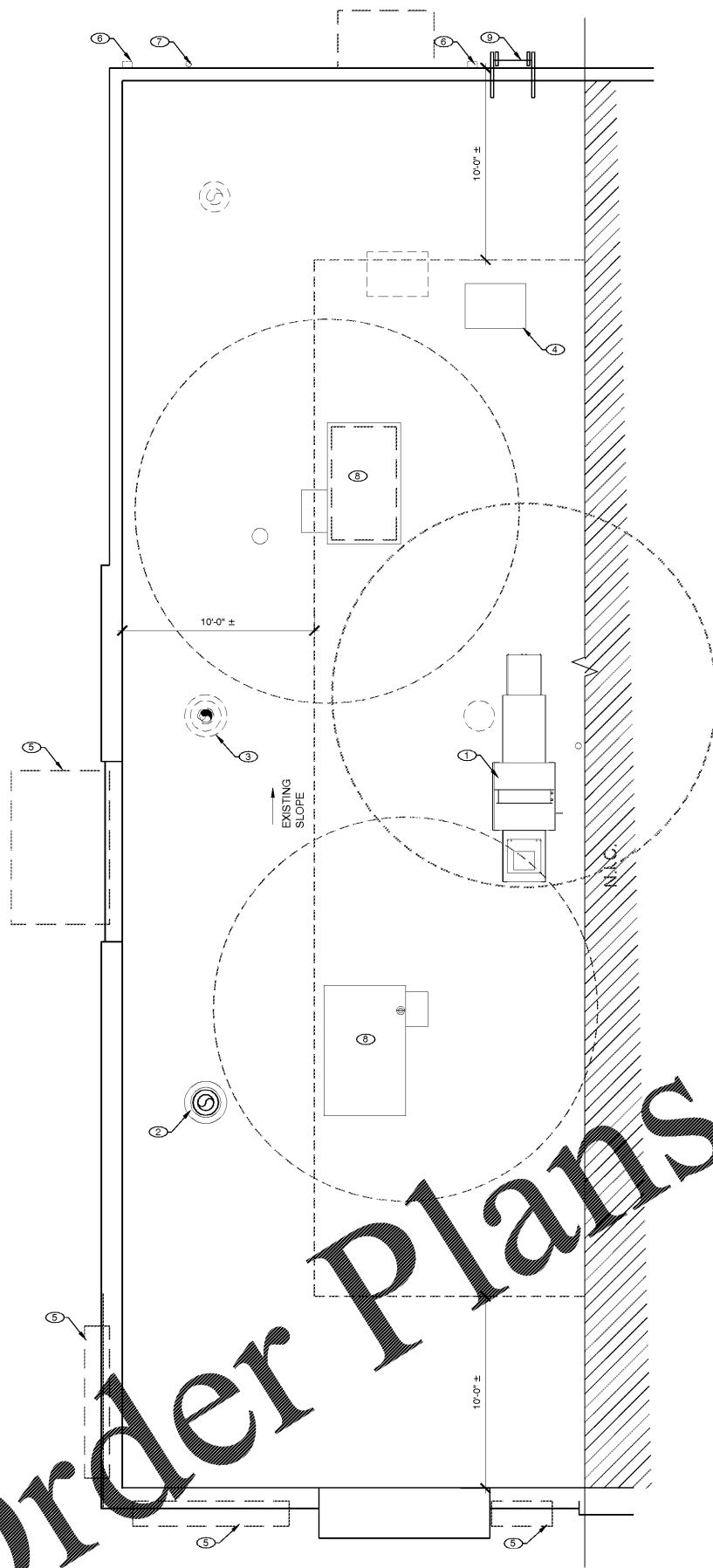


01 ROOF PLAN
SCALE: 1/4" = 1'-0"

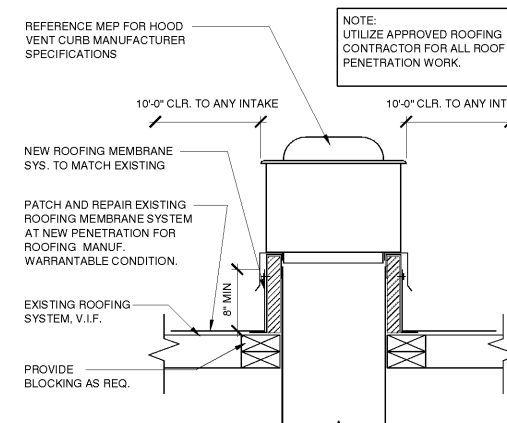


GENERAL NOTES - ROOF

- NOTE:**
TPO ROOF MEMBRANE SHALL BE EITHER FIRESTONE OR CARLISLE, 60MIL, 20YR WARRANTY, COLOR WHITE.
ROOF INSULATION = (R-35) CONT. MIN.
- CONTRACTOR TO VIF ALL DIMENSIONS AND ALL EXISTING CONDITIONS IN FIELD AND REPORT ANY DISCREPANCIES TO A/E PRIOR TO COMMENCEMENT OF CONSTRUCTION ACTIVITIES.
 - ROOF SLOPE IS 1/4" PER FT. MIN.
 - ALL ROOFING MEMBRANE TERMINATIONS, SEAMS, OVERLAPS, FLASHING AND COUNTERFLASHINGS, ROOF PENETRATIONS, DETAILS, ETC. ARE TO BE WARRANTABLE CONDITIONS AND BASED ON THE LATEST MANUFACTURERS REQUIRED ROOF SYSTEM DETAILS.
 - CONTRACTOR TO PROVIDE TAPERED INSULATION AS REQUIRED TO SLOPE TO DRAIN W. 1/4" PER FT. MIN. SLOPE.
 - ROOFTOP EQUIPMENT SHOWN FOR COORDINATION ONLY, REFER TO MECHANICAL DRAWINGS FOR SPECIFICS, COORDINATE W/ STRUCTURAL SUPPORTS AND BRACING.
 - ALL FLASHING AROUND CURBS AND STRUCTURAL SUPPORTS/ELEVEMENT TO BE FURNISHED AND INSTALLED AS REQUIRED BY THE ROOFING SUBCONTRACTOR. ALL PENETRATIONS NOT INDICATED ON THESE DRAWINGS MUST BE COORDINATED BY THE CONTRACTOR.
 - REMOVAL OF CONSTRUCTION DEBRIS FROM THE ROOF AREA IS REQUIRED DAILY AND IS THE RESPONSIBILITY OF THE CONTRACTOR.
 - ROOF CRICKETS ARE CONSTRUCTED ON ROOF INSULATION AND ARE TO BE FULLY ADHERED AND MECHANICALLY ATTACHED AND MUST BE COMPATIBLE WITH ROOFING SYSTEM MANUFACTURER'S REQUIREMENTS.
 - ROOFER IS RESPONSIBLE TO INSTALL CRICKETS AS NECESSARY TO PROVIDE SLOPE TO DRAIN.


(X) ROOF KEYNOTES

- NEW MECHANICAL REFERENCE MECHANICAL DRAWINGS.
- LOCATION OF NEW OVEN EXHAUST VENT.
- CLOSED CURB OPENING FOR NEW RESTROOM EXHAUST VENT.
- LOCATE NEW CONDENSER UNIT IN SAME LOCATION AS OLD UNIT. MOUNT NEW UNIT USING "DURA-BLOK" BLOCKS.
- EXISTING AWNINGS TO REMAIN.
- EXISTING DOWNSPOUTS.
- EXISTING GAS LINE.
- EXISTING RTUS.
- EXISTING ROOF LADDER.



02 HOOD EXHAUST VENT
SCALE: 3/4" = 1'-0"


CARRY D. McLAIN
ARCHITECT
2641 IRVING BLVD.
DALLAS, TEXAS 75207
TEL: 972-861-1396



09-24-18

CLIENT PROJECT # 5879
ARCHITECTURAL PROJECT NO.: 385-071
DRAWN BY: RC
CHECKED BY: CT/RO

DOMINO'S PIZZA
30 FRANK LLOYD WRIGHT DRIVE
ANN ARBOR, MI 48105
TEL: 314.910.6560



Domino's

DOMINO'S PIZZA
#5879
3871 AIRPORT BLVD.
MOBILE, AL 36608

NO.	REVISIONS	DATE

PLANNING REVIEW ISSUE DATE: N/A
CLIENT REVIEW ISSUE DATE: 08/13/2018
LANDLORD REVIEW ISSUE DATE: 08/13/2018
BID ISSUE DATE: 09/24/2018
HEALTH DEPT. REVIEW ISSUE DATE: 09/24/2018
BUILDING REVIEW ISSUE DATE: 09/24/2018
CONSTRUCTION ISSUE DATE: 09/24/2018

DRAWING TITLE:
ROOF PLAN

DRAWING NUMBER:
A2.1