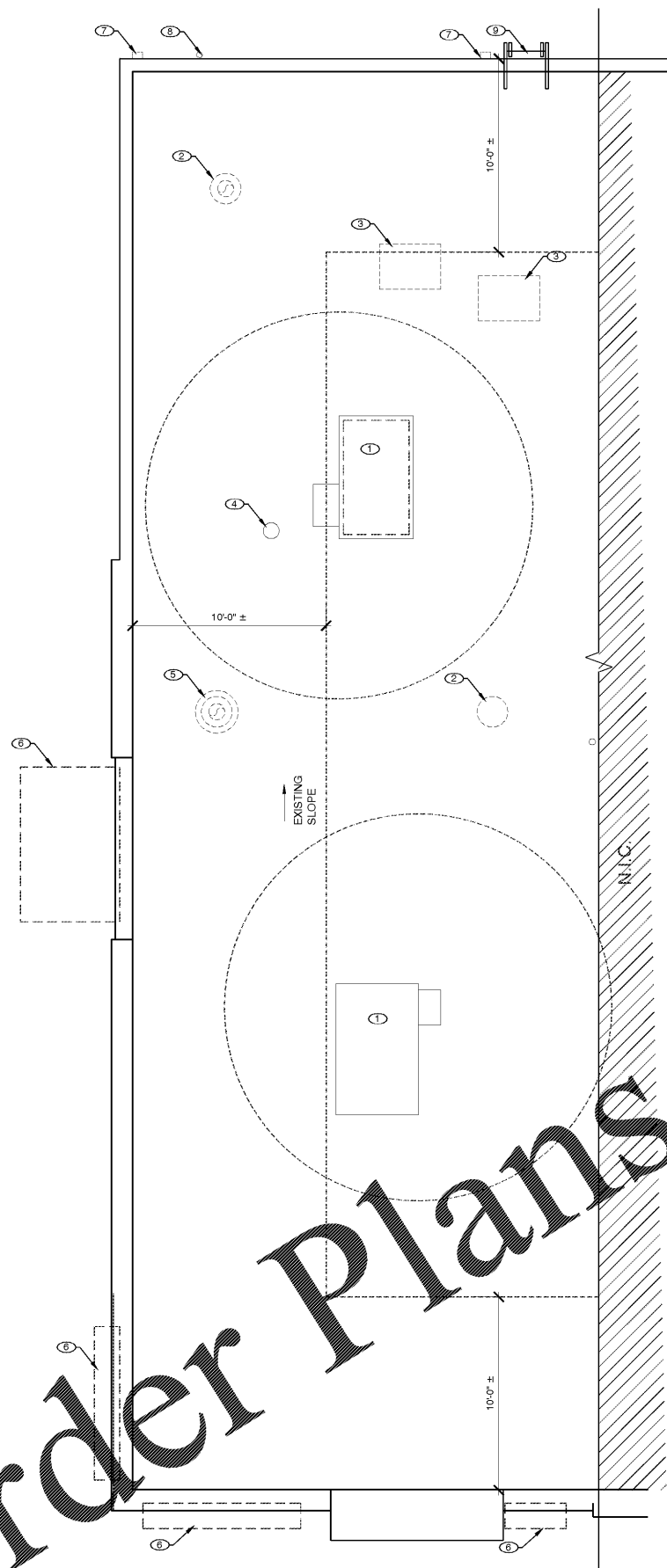
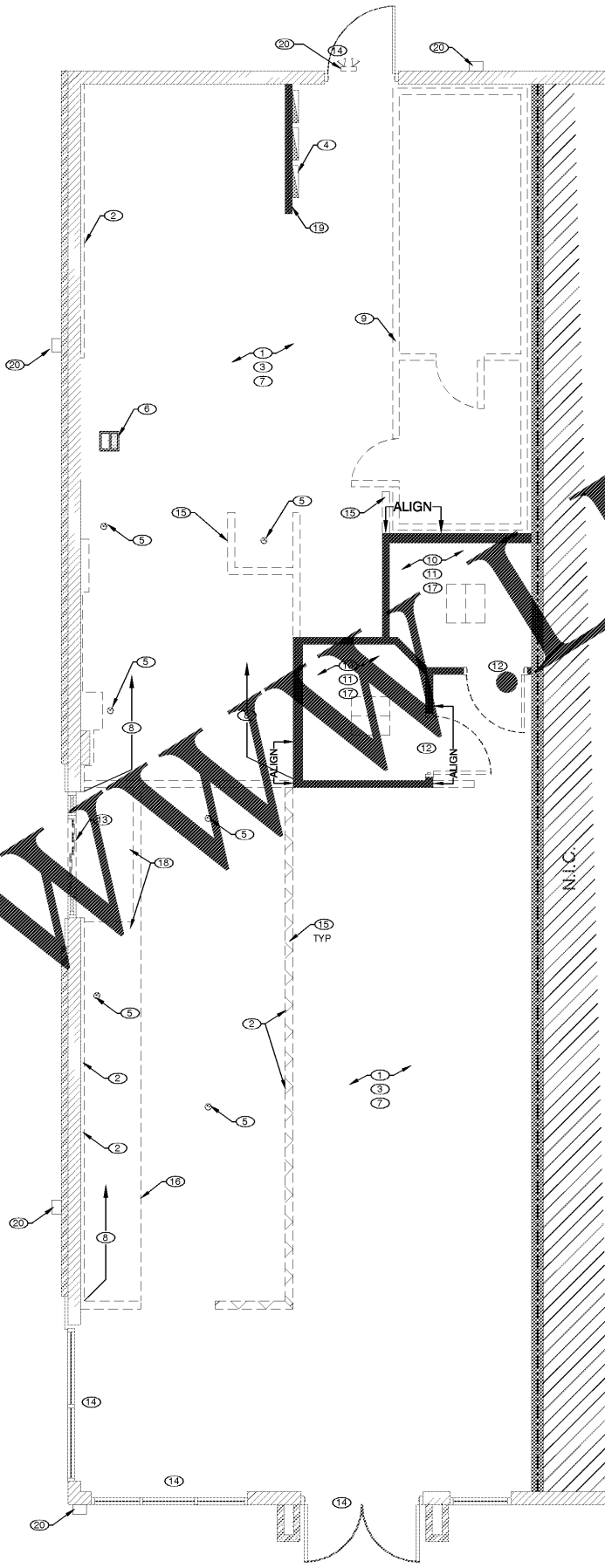


Order Plans



01 DEMO ROOF PLAN  
SCALE: 1/8" = 1'-0"



02 DEMO FLOOR PLAN  
SCALE: 1/8" = 1'-0"

GENERAL DEMOLITION NOTES

- ALL DEMOLITION SHALL BE CARRIED OUT IN A SAFE MANNER AND IN STRICT ACCORDANCE WITH OSHA REGULATIONS.
- THE CONTRACTOR SHALL FIELD VERIFY EXTENT OF DEMOLITION. THE WORK INCLUDES BUT IS NOT LIMITED TO THE DEMOLITION AND REMOVAL OF WALLS, FLOORS - FLOOR FINISHES, CEILING, BUILT-IN COUNTERS, AND COUNTERS AND CABINETS, DISPLAY COUNTERS, BULKHEADS, SLAT-WALL, DOORS, FIXTURES, PLUMBING, MECHANICAL AND ELECTRICAL ITEMS INCLUDING CONDUITS AND DUCTWORK AS SHOWN ON DRAWING OR AS REQUIRED FOR THE INSTALLATION OF THE NEW WORK FOR A COMPLETE JOB.
- COORDINATE ALL DEMOLITION QUESTIONS THROUGH THE GENERAL CONTRACTOR AND CONSTRUCTION MANAGER.
- PATCH AND REPAIR WALLS WHERE DEMOLITION, DAMAGE OR INCOMPLETE WORK HAS OCCURRED. PREPARE FOR NEW SCHEDULED FINISH ACCORDING EXTENTS WITH CONSTRUCTION PLAN.
- EXISTING CIRCUITS NOT BEING USED ARE TO BE REMOVED. THE PANEL BREAKERS SHALL BE LABELED "SPARE" AND LEFT IN THE OFF POSITION.
- PLUMBING TO BE ABANDONED SHALL BE CAPPED BEHIND EXISTING FINISH SURFACES OR AS REQUIRED BY LOCAL REGULATIONS. EXISTING SURFACES SHALL BE PATCHED TO MATCH EXISTING ADJACENT FINISHES.
- REMOVE ALL MILLWORK THROUGHOUT U.O.N.

(X) DEMOLITION PLAN KEYNOTES


- 1 REMOVE ALL EXISTING CEILING ELEMENTS (I.E. GRID, TILES, HVAC GRILLES, LIGHT FIXTURES, CEILING MOUNTED SPEAKERS, SECURITY CAMERAS, EXIT DEVICES, ETC.) THROUGHOUT. REFERENCE ENGINEERING DRAWINGS FOR ADDITIONAL INFORMATION.
- 2 REMOVE ALL EXISTING PLUMBING LINES AND ACCESSORIES COMPLETE. CAP WATER LINES, DRAINS BELOW AND PREP AREA FOR NEW FINISHES. REMOVE EXISTING FLOORING AND BASE. PREP FOR NEW FINISHES.
- 3 REMOVE EXISTING ELECTRICAL PANEL BOXES TO REMAIN. PROTECT DURING ALL PHASES OF CONSTRUCTION.
- 4 REMOVE EXISTING FLOOR DRAINS BACK TO POINT OF ORIGIN. INFILL CONCRETE/SLAB. PREPARE FOR NEW SCHEDULED FLOOR FINISH.
- 5 EXISTING FLOOR SINK TO REMAIN.
- 6 REMOVE EXISTING WALL FINISHES AND PREP WALL FOR NEW FINISHES AS SCHEDULED.
- 7 REMOVE EXISTING FRP WALLCOVERING AND EXISTING LAYER OF GYP. BD. COMPLETE.
- 8 REMOVE EXISTING WALK-IN COOLER/FREEZE, METAL CEILING AND FLOOR CLOSURE PANELS COMPLETE. PREP FOR INFILL.
- 9 EXISTING FIXTURES AND TOILET ACCESSORIES TO BE REUSED. CLEAN TO "LIKE-NEW" CONDITION.
- 10 REMOVE EXISTING WALL FINISHES, FLOOR FINISHES AND BASE AT RESTROOM. PATCH/REPAIR WALL AND FLOOR AND PREPARE FOR NEW SCHEDULED FINISHES.
- 11 REMOVE EXISTING DOOR, FRAME AND HARDWARE. PREPARE FOR NEW SCHEDULED DOOR.
- 12 REMOVE EXISTING DRIVE THRU WINDOW ONLY. PREP AREA FOR NEW SCHEDULED DRIVE THRU WINDOW. REFER TO A3.0. GLAZING SURROUND TO REMAIN.
- 13 EXISTING GLAZING/DOOR TO REMAIN. PROTECT IN PLACE DURING ALL PHASES OF CONSTRUCTION.
- 14 REMOVE PARTITION WALLS COMPLETE INCLUDING WIRING AND ANY PLUMBING LINES REMOVED BACK TO POINT OF ORIGIN.
- 15 REMOVE SOFFIT CONSTRUCTION COMPLETE, INCLUDING LIGHTS, WIRING AND OUTLETS.
- 16 EXISTING HARDLID CEILING, SUPPLY GRILLE AND EXHAUST FAN SHALL REMAIN.
- 17 REMOVE EXISTING HARD CEILING COMPLETE.
- 18 REFERENCE PLUMBING DRAWINGS FOR REMOVAL OF PLUMBING LINE AND RE-DIRECT.
- 19 REMOVE EXISTING EXTERIOR LIGHT FIXTURES. PREP FOR NEW FIXTURES.

(X) ROOF DEMOLITION KEYNOTES

- 1 EXISTING RTU TO REMAIN.
- 2 REMOVE EXHAUST FAN AND CAP OFF. LEAVE CURB.
- 3 REMOVE EXISTING CONDENSER AND PLUMBING COMPLETE.
- 4 REMOVE CONCENTRIC FLUE AND CAP OFF. LEAVE CURB.
- 5 REMOVE EXHAUST FAN AND REUSE CURB OPENING FOR NEW RESTROOM EXHAUST VENT.
- 6 EXISTING AWNINGS TO REMAIN.
- 7 EXISTING DOWNSPOUTS.
- 8 EXISTING GAS LINE.
- 9 EXISTING ROOF LADDER.

CARRY D. McLAIN  
ARCHITECT


2641 IRVING BLVD.  
DALLAS, TEXAS 75207  
TEL: 972-861-0298



09-24-18

CLIENT PROJECT # 5879  
ARCHITECTURAL PROJECT NO.: 385-071  
DRAWN BY: RC  
CHECKED BY: CT/RO

DOMINO'S PIZZA  
30 FRANK LLOYD WRIGHT DRIVE  
ANN ARBOR, MI 48105  
TEL: 314.910.8560



Domino's

DOMINO'S PIZZA  
#5879  
3871 AIRPORT BLVD.  
MOBILE, AL 36608

NO.	REVISIONS:	DATE:

PLANNING REVIEW ISSUE DATE: N/A  
CLIENT REVIEW ISSUE DATE: 09/13/2018  
LANDLORD REVIEW ISSUE DATE: 09/13/2018  
BID ISSUE DATE: 09/24/2018  
HEALTH DEPT. REVIEW ISSUE DATE: 09/24/2018  
BUILDING REVIEW ISSUE DATE: 09/24/2018  
CONSTRUCTION ISSUE DATE: 09/24/2018

DRAWING TITLE:  
DEMOLITION PLAN

DRAWING NUMBER:  
D1.0