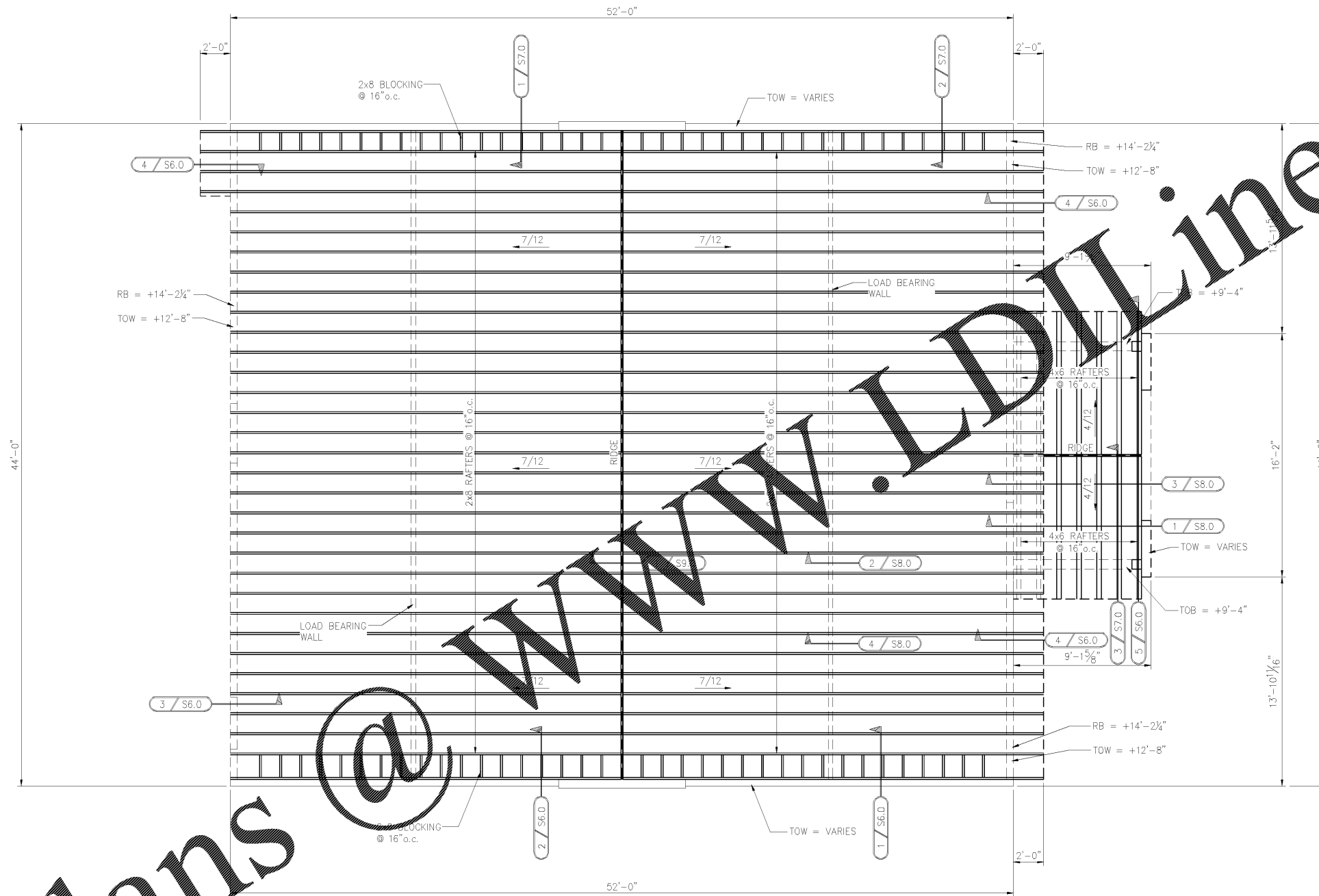


TYPICAL ROOF CHECK:

5/8" EXPOSED PLYWOOD. ATTACH W/ 8d RING SHANK NAILS AS SHOWN ON ROOF FRAMING DETAIL.




ROOF FRAMING PLAN

SCALE: 1/4" = 1'-0"
 TOP OF WALL = +12'-8" U.N.O.
 RAFTER BEARING = +14'-2 1/4" U.N.O.

LEGEND

TOW TOP OF WALL
 TOB TOP OF BEAM
 RB RAFTER BEARING

SCALE: 1/4" = 1'-0"




BARTON & SHUMER ENGINEERING, LLC

3213 MIDTOWN PARK SOUTH
 MOBILE, AL 36606
 PHONE: 251-219-4942

ROOF FRAMING PLAN
MULHERIN CUSTODIAL HOME

2496 HALLS MILL ROAD
 MOBILE, ALABAMA

LOCATION:



FOR PERMIT

REVISIONS:

DRAWN BY: DRB

DESIGNED BY: CHE

DATE:

03 OCT 2018

SHEET

S3.0

18262