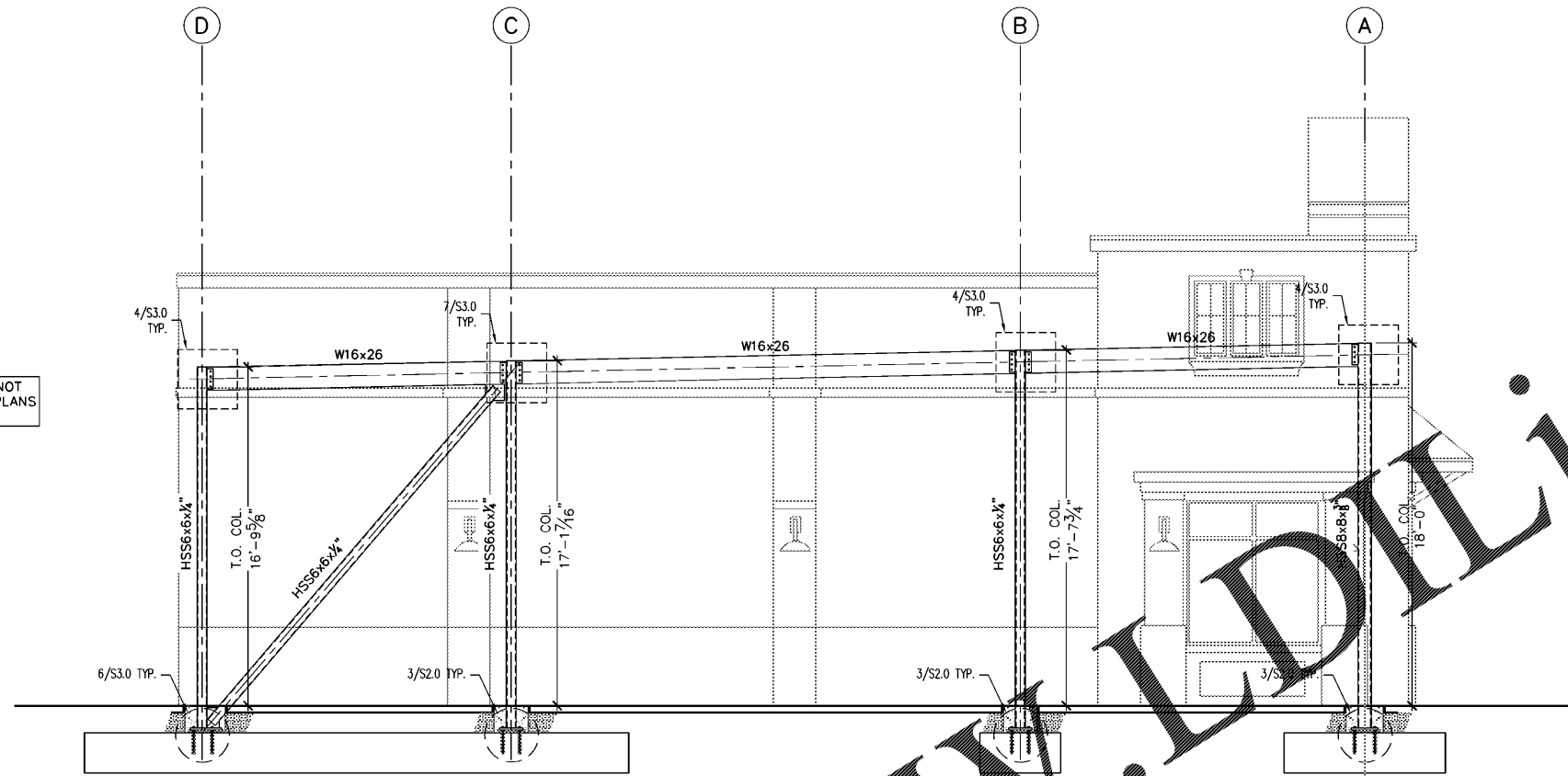
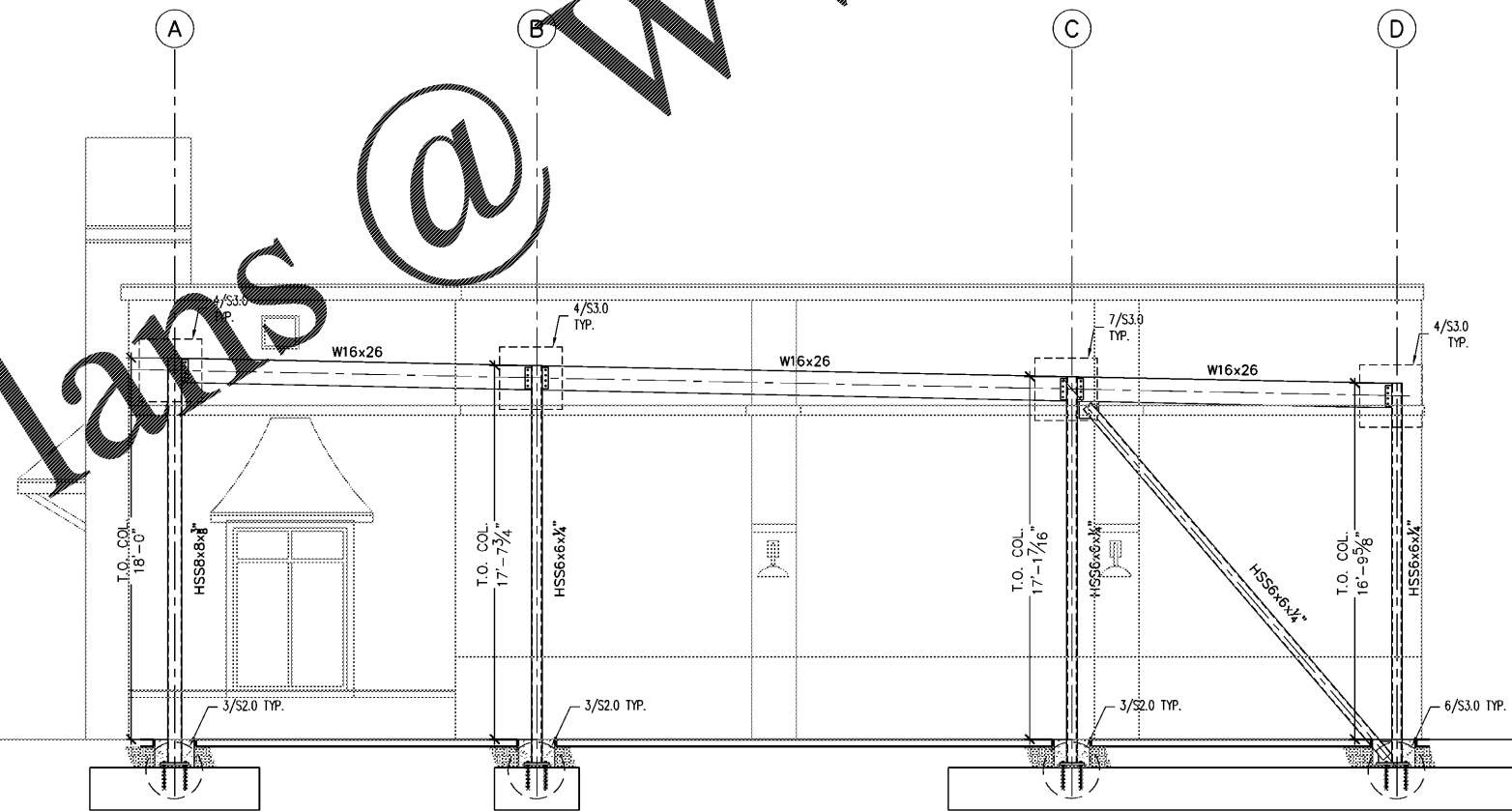


SCHEMATIC ELEVATION TO DESCRIBE DESIGN INTENT. NOT ALL STRUCTURAL ELEMENTS INDICATED HEREIN. SEE PLANS AND SECTIONS FOR ADDITIONAL INFORMATION.

SHOP DRAWINGS SHALL BE SUBMITTED TO ARCHITECT & ENGINEER OF RECORD FOR APPROVAL PRIOR TO FABRICATION




1 BUILDING 2 LEFT SIDE ELEVATION (COLUMN LINE 1)
S4.11 SCALE: 1/4" = 1'-0"



2 BUILDING 2 RIGHT SIDE ELEVATION (COLUMN LINE 7)
S4.11 SCALE: 1/4" = 1'-0"

SABO
STRUCTURAL
ENGINEERING
1205 BEACH BLVD
JAY BEACH, FL
904-712-5750
CHRIS@SABOENG.COM



10.01.18
Christopher J Sabourin PE
FL PE#71461

PLAN NAME
BRANAN FIELD WALK
DATE
10.01.18
SSE No.
RWIL-18-0133

ISSUE	DATE
PERMIT	10.01.18
REVISIONS	DATE

STRUCTURAL ENGINEERING FOR
BUILDING 2
BRANAN FIELD WALK
MIDDLEBERG, FL

FIELD ALTERATION
CONTRACTOR SHALL CONTACT CHRISTOPHER SABOURIN PE PRIOR TO MAKING ANY STRUCTURAL FIELD MODIFICATIONS WHICH MAY VARY FROM THE INTENT OF THE ORIGINAL CONTRACTOR DOCUMENTS. ANY FIELD ALTERATIONS MADE PRIOR TO BEING APPROVED BY CHRISTOPHER SABOURIN MAY RESULT IN ADDITIONAL ENGINEERING OR INSPECTION FEES.

SCALING
DO NOT SCALE DIMENSIONS FROM THESE DRAWINGS. IF A DIMENSION IS UNCLEAR REFER TO THE ARCHITECTURAL DRAWINGS OR CONTACT THE EDR.

BUILDING 2
STEEL
FRAMING
ELEV

SHEET
S4.11
SHEET 11 OF 13