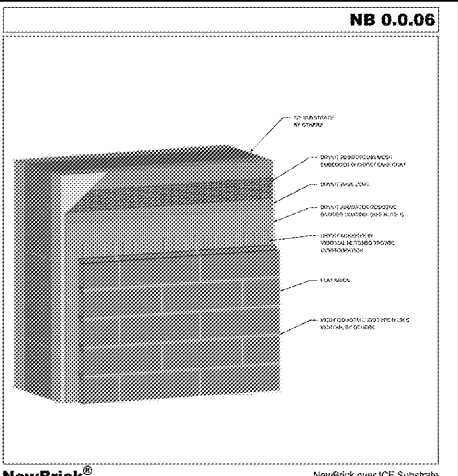


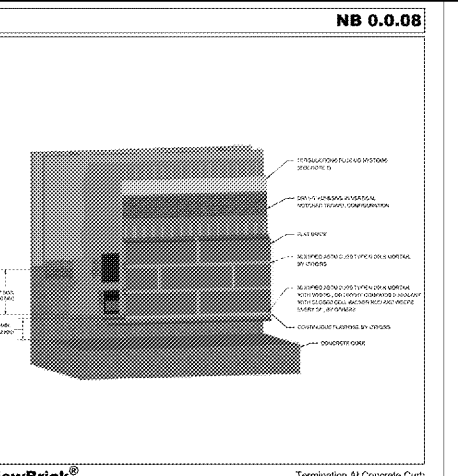
NewBrick® NewBrick Cutaways

NOTE:
1. CUTAWAYS FOR TYPICAL INTERLOCKING JOINTS.
2. CUTAWAYS FOR TYPICAL INTERLOCKING JOINTS WITH ANCHORING SYSTEM.
3. THE BRICKS ARE MADE OF HIGH STRENGTH PORTLAND CEMENT MORTAR AND ARE NOT TO BE USED FOR OTHER PURPOSES.
4. THE BRICKS ARE MADE OF HIGH STRENGTH PORTLAND CEMENT MORTAR AND ARE NOT TO BE USED FOR OTHER PURPOSES.



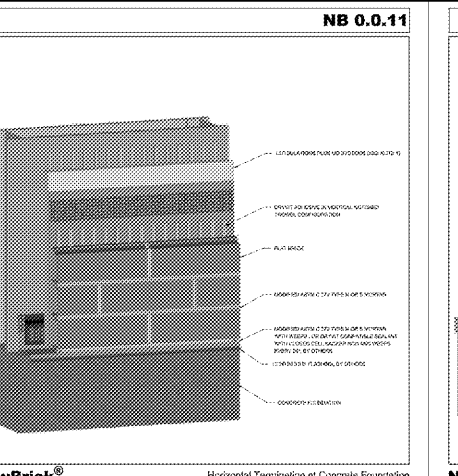
NewBrick® NewBrick over ICF Substrate

NOTE:
1. ICF SUBSTRATE SHALL BE PROPERLY CURED AND SUPPORTED.
2. NEWBRICK SHALL BE LAYED ON TOP OF ICF SUBSTRATE WITH MORTAR JOINTS.
3. THE BRICKS SHALL BE LAYED ON TOP OF ICF SUBSTRATE WITH MORTAR JOINTS.



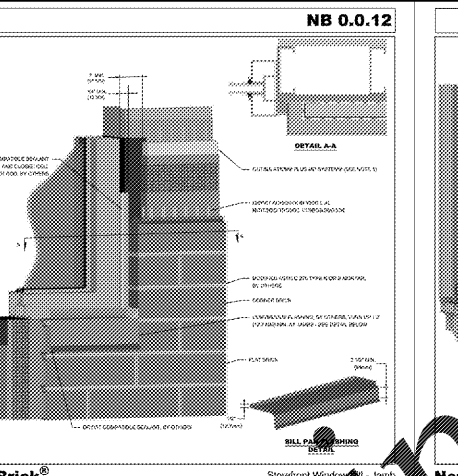
NewBrick® Termination At Concrete Curt

NOTE:
1. CONCRETE CURB SHALL BE PROPERLY CURED AND SUPPORTED.
2. NEWBRICK SHALL BE LAYED ON TOP OF CONCRETE CURB WITH MORTAR JOINTS.



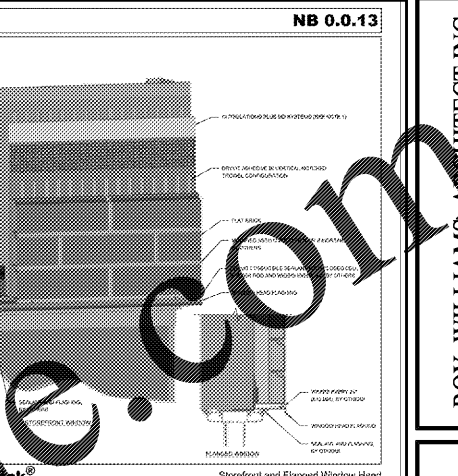
NewBrick® Horizontal Termination at Concrete Foundation

NOTE:
1. CONCRETE FOUNDATION SHALL BE PROPERLY CURED AND SUPPORTED.
2. NEWBRICK SHALL BE LAYED ON TOP OF CONCRETE FOUNDATION WITH MORTAR JOINTS.



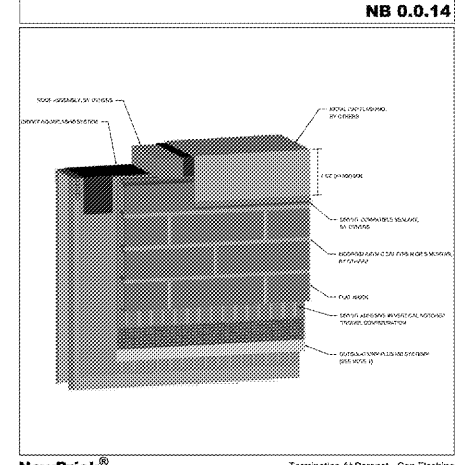
NewBrick® Storefront Window - Jamb

NOTE:
1. WINDOW JAMB SHALL BE PROPERLY CURED AND SUPPORTED.
2. NEWBRICK SHALL BE LAYED ON TOP OF WINDOW JAMB WITH MORTAR JOINTS.



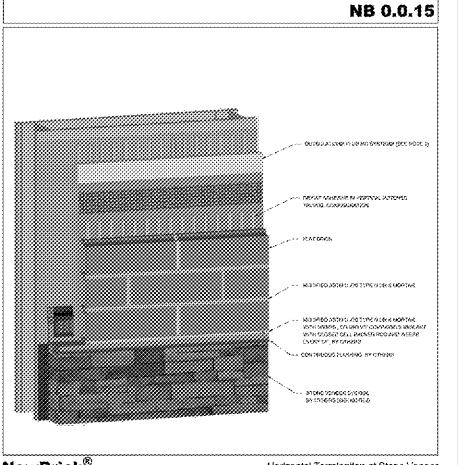
NewBrick® Storefront and Flanged Window Head

NOTE:
1. WINDOW HEAD SHALL BE PROPERLY CURED AND SUPPORTED.
2. NEWBRICK SHALL BE LAYED ON TOP OF WINDOW HEAD WITH MORTAR JOINTS.



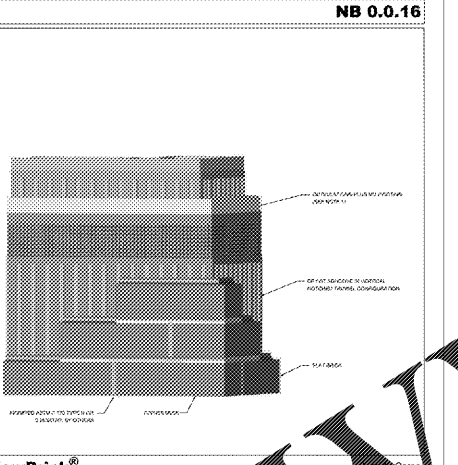
NewBrick® Termination At Parapet - Cap Flashing

NOTE:
1. PARAPET SHALL BE PROPERLY CURED AND SUPPORTED.
2. NEWBRICK SHALL BE LAYED ON TOP OF PARAPET WITH MORTAR JOINTS.



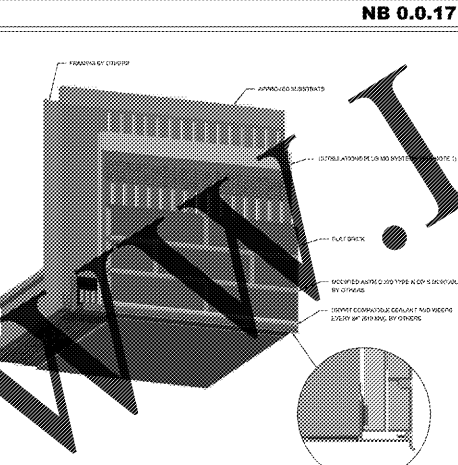
NewBrick® Horizontal Termination at Stone Veneer

NOTE:
1. STONE VENEER SHALL BE PROPERLY CURED AND SUPPORTED.
2. NEWBRICK SHALL BE LAYED ON TOP OF STONE VENEER WITH MORTAR JOINTS.



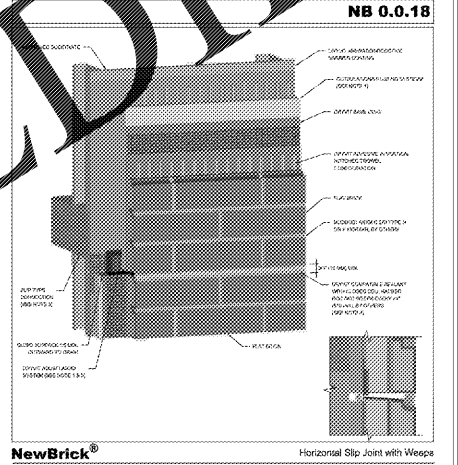
NewBrick® Horizontal Termination at Cornice

NOTE:
1. CORNICHE SHALL BE PROPERLY CURED AND SUPPORTED.
2. NEWBRICK SHALL BE LAYED ON TOP OF CORNICHE WITH MORTAR JOINTS.



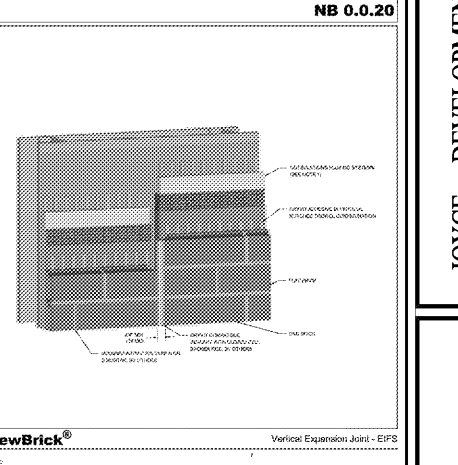
NewBrick® Fascia/Uninsulated Soffit Transition

NOTE:
1. FASCIA SHALL BE PROPERLY CURED AND SUPPORTED.
2. NEWBRICK SHALL BE LAYED ON TOP OF FASCIA WITH MORTAR JOINTS.



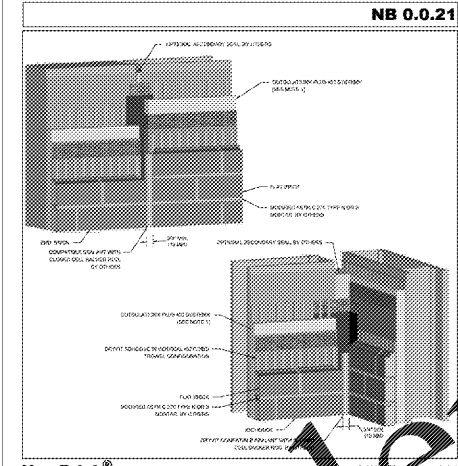
NewBrick® Horizontal Slip Joint with Weeps

NOTE:
1. SLIP JOINT SHALL BE PROPERLY CURED AND SUPPORTED.
2. NEWBRICK SHALL BE LAYED ON TOP OF SLIP JOINT WITH MORTAR JOINTS.




NewBrick® Vertical Expansion Joint - EPS

NOTE:
1. EXPANSION JOINT SHALL BE PROPERLY CURED AND SUPPORTED.
2. NEWBRICK SHALL BE LAYED ON TOP OF EXPANSION JOINT WITH MORTAR JOINTS.



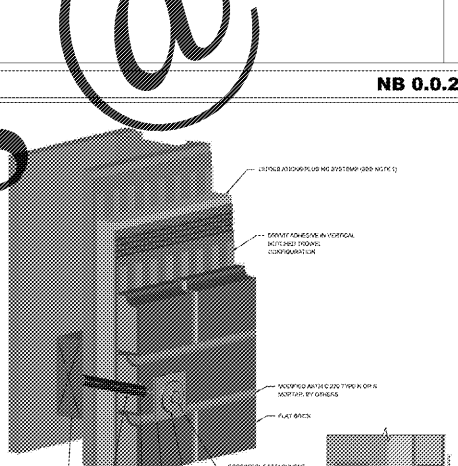
NewBrick® Rough-Work Transition Joint

NOTE:
1. ROUGH-WORK TRANSITION JOINT SHALL BE PROPERLY CURED AND SUPPORTED.
2. NEWBRICK SHALL BE LAYED ON TOP OF ROUGH-WORK TRANSITION JOINT WITH MORTAR JOINTS.



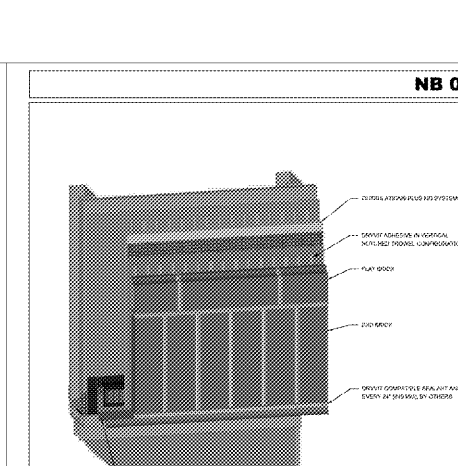
NewBrick® Termination at Roof Step Flashing

NOTE:
1. ROOF STEP FLASHING SHALL BE PROPERLY CURED AND SUPPORTED.
2. NEWBRICK SHALL BE LAYED ON TOP OF ROOF STEP FLASHING WITH MORTAR JOINTS.



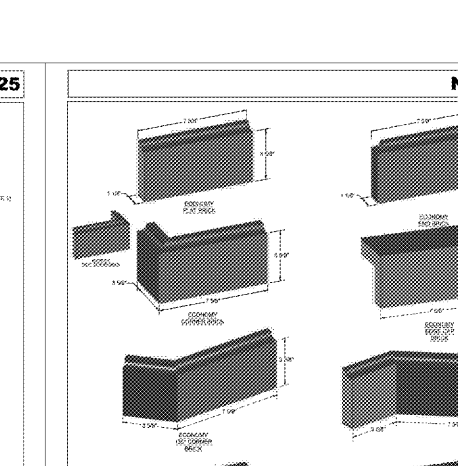
NewBrick® Sign Attachment

NOTE:
1. SIGN ATTACHMENT SHALL BE PROPERLY CURED AND SUPPORTED.
2. NEWBRICK SHALL BE LAYED ON TOP OF SIGN ATTACHMENT WITH MORTAR JOINTS.



NewBrick® Soldier Course at Window Head

NOTE:
1. SOLDIER COURSE SHALL BE PROPERLY CURED AND SUPPORTED.
2. NEWBRICK SHALL BE LAYED ON TOP OF SOLDIER COURSE WITH MORTAR JOINTS.



NewBrick® NewBrick Economy Dimensions

NOTE:
1. NEWBRICK ECONOMY DIMENSIONS SHALL BE PROPERLY CURED AND SUPPORTED.
2. NEWBRICK SHALL BE LAYED ON TOP OF NEWBRICK ECONOMY DIMENSIONS WITH MORTAR JOINTS.

Order Plans @

ROY WILLIAMS ARCHITECT, INC.
ARCHITECTURE * LAND PLANNING * GRAPHICS
2465 US-1, SUITE 84, ST AUGUSTINE, FL 32086
904-422-8888 * RVIARCHITECTUREGROUP@GMAIL.COM

JOYCE DEVELOPMENT GROUP

BRANAN FIELD WALK
MIDDLEBURG, FLORIDA
MISCELLANEOUS DETAILS

DATE:	DATE:	DATE:	DATE:
RELEASED FOR PERMIT:	RELEASED FOR PERMIT:	RELEASED FOR PERMIT:	RELEASED FOR PERMIT:
NO.:	NO.:	NO.:	NO.:
DATE:	DATE:	DATE:	DATE:

Date:
Scale: 3/16" = 1'-0"
Drawn:
Checked:
Sheet No:
A-10
- OF -