

CALLOUT	SYMBOL	LAMP	DESCRIPTION	MODEL	VOLTS
A	[Symbol]	(1) 40W LED	2x4 LED RECESSED TROFFER	LITHONIA 2GL-4-40L-EZ1	277V 1P 2W
B	[Symbol]	EXISTING	EXISTING 6' STRIP	EXISTING	277V 1P 2W
SG	[Symbol]	MATCH EXISTING	NEW 6' STRIP	MATCH EXISTING 6' FIXTURE	277V 1P 2W
T	[Symbol]	(2) 1.5W LED	EMERGENCY LIGHTING UNIT	LITHONIA ELM2-LED	277V 1P 2W
W	[Symbol]	(1) 32W LED	EXTERIOR WALL PACK	LITHONIA TWR 1 LED-1-40K-MVOLT	277V 1P 2W
XC	[Symbol]	(2) 1.5W LED	COMBINATION EXIT/EMERGENCY LIGHTING UNIT	LITHONIA LHQM-LED-R-HO	277V 1P 2W
XR	[Symbol]	(1) INCLUDED	REMOTE LAMP HEAD	LITHONIA ELA-QWP-L0309-SD	277V 1P 2W

- KEYNOTES**
- COORDINATE AND PROVIDE 4 ADDITIONAL CIRCUITS FOR TEMPORARY REGISTERS TO BE DETERMINED BY TENANT IN FIELD.
  - DUPLEX RECEPTACLE MOUNTED ABOVE SLIDING DOOR FOR DOOR POWER.
  - MASTER OVERRIDE SWITCH MS, SEE WIRING DIAGRAM. PROVIDE LOW VOLTAGE MOMENTARY SWITCH WITH PILOT LIGHT INDICATOR.
  - PROVIDE PLUGMOLD. COORDINATE EXACT REQUIREMENTS PRIOR TO ROUGH-IN.
  - WATER HEATER, SEE PLUMBING DRAWINGS FOR ADDITIONAL REQUIREMENTS.
  - HVAC EQUIPMENT LOCATED ON ROOF.
  - EXHAUST FAN TO BE CONTROLLED WITH LIGHT SWITCH.
  - EXISTING LIGHTING FIXTURES TO BE REUSED AND RE-LAMPED AS NECESSARY.
  - EXISTING ELEC EQUIPMENT TO REMAIN. COORDINATE EXACT LOCATION IN FIELD.
  - WEATHERPROOF J-BOX FOR EXTERIOR SIGN. COORDINATE IN FIELD WITH SIGN INSTALLER FOR LOCATION AND OTHER REQUIREMENTS. EXTERIOR SIGN TO BE CONTROLLED BY LIGHTING CONTACTOR WITH PHOTOCELL AND TIMER.
  - INSTALL RECEPTACLE UPSIDE DOWN.
  - RELOCATE EXISTING RETRACTABLE CORD REEL.

- GENERAL NOTES**
- REFER TO ARCHITECTURAL REFLECTED CEILING PLAN FOR EXACT LOCATIONS OF ALL CEILING MOUNTED DEVICES.
- ALL RECEPTACLES SHALL BE GROUNDED AS REQUIRED BY ARTICLE 250-146.
- PROVIDE UNSWITCHED HOT LEG OF CIRCUIT TO EMERGENCY LIGHTING AND EXIT SIGNS.
- COMCHECK COMPLIANCE REPORT FOR LIGHTING IS UNNECESSARY AS MORE THAN 50% OF LIGHTING FIXTURES ARE EXISTING TO REMAIN.
- EXISTING SWITCH TO REMAIN UNLESS SPECIFICALLY NOTED ON DRAWING.

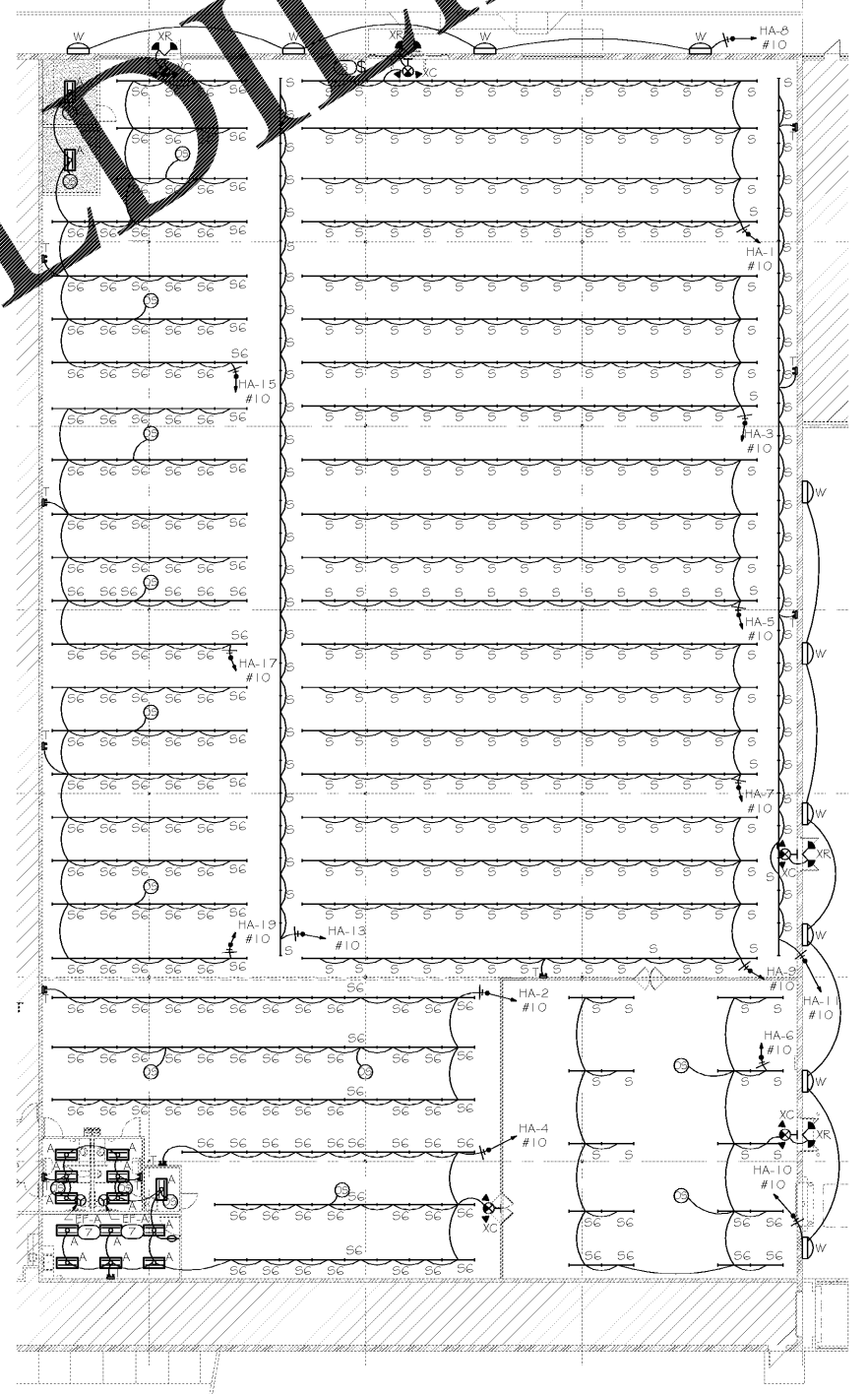
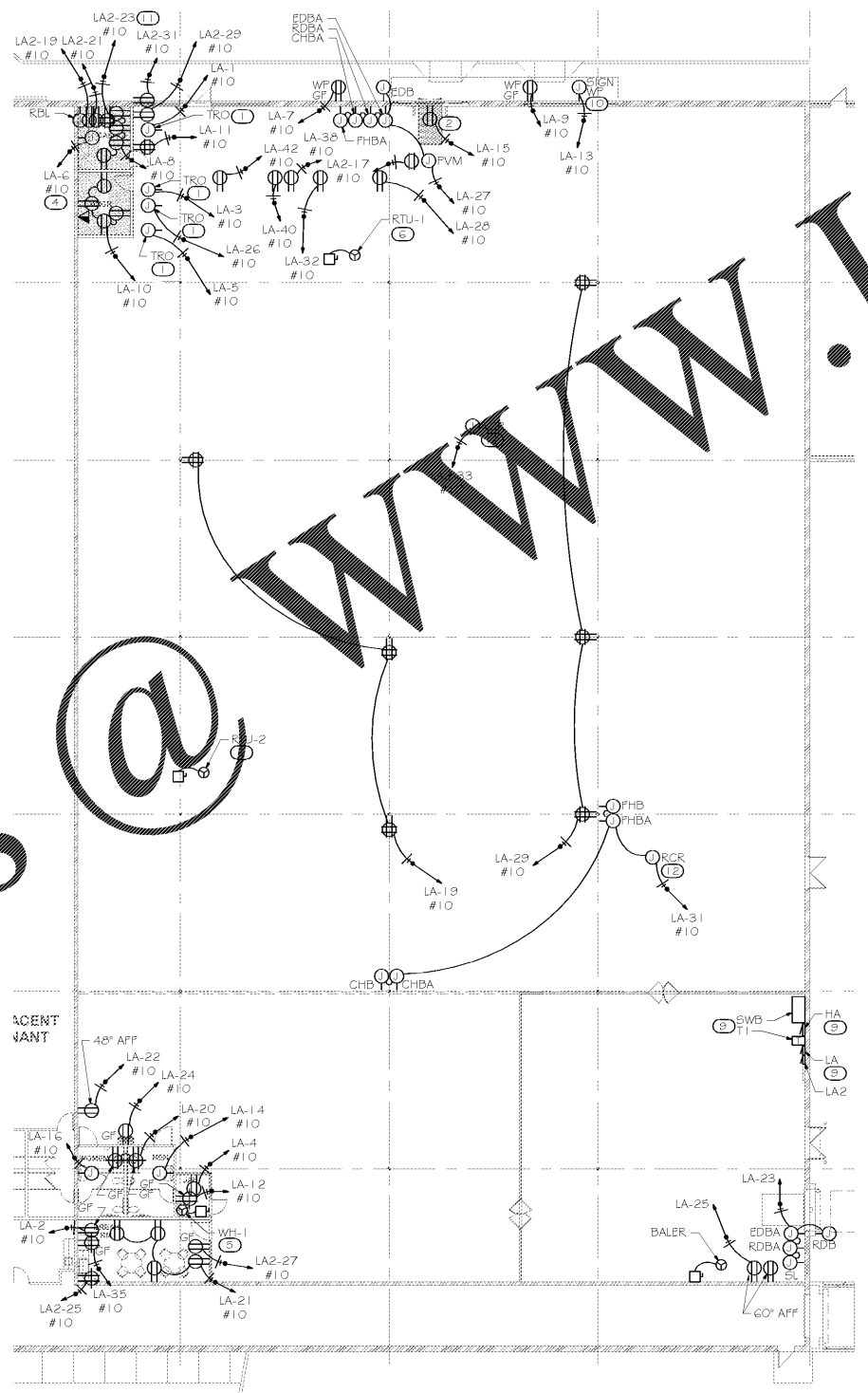
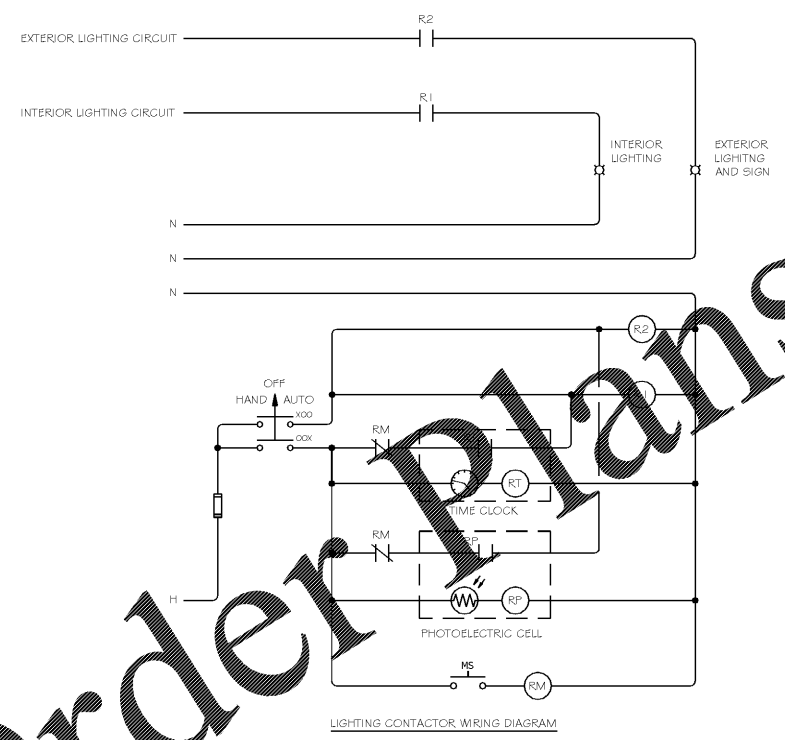
**PROFICIENT ENGINEERING**  
 6991 Peachtree Industrial Blvd Building 700  
 Peachtree Corners, Georgia 30092  
 404.330.9798  
 PROJECT # 1192

**JEFFERSON BROWNE ARCHITECTS**  
 1000 WOODLAWN BLVD SUITE #1000  
 ATLANTA, GA 30329  
 404.525.1700  
 PROJECT # 1192

**GENERAL SCHEDULE**

CALLOUT	SYMBOL	VOLTS	KVA	CIRCUIT	WIRE CALLOUT	DISCONNECT DESCRIPTION
BALER	[Symbol]	480V 3P 4W	19.95	SWB-9	1/2"C,3#10,#10N,#10G	30A/3P/NEMA 1
EF-A	[Symbol]	277V 1P 2W	0.15	HA-4	1/2"C,1#10,#10N,#10G	SWITCHED WITH LIGHTS
EF-A	[Symbol]	277V 1P 2W	0.15	HA-4	1/2"C,1#10,#10N,#10G	SWITCHED WITH LIGHTS
RTU-1	[Symbol]	480V 3P 4W	56.53	SWB-10	1-1/4"C,3#2,#2N,#2G	100A/3P/NEMA 3R
RTU-2	[Symbol]	480V 3P 4W	56.53	SWB-11	1-1/4"C,3#2,#2N,#2G	100A/3P/NEMA 3R
WH-1	[Symbol]	120V 1P 2W	3	LA-18	1/2"C,1#8,#8N,#10G	30A/1P/NEMA 1

- ELECTRICAL ABBREVIATION KEY**
- RCR= RETRACTABLE CORD REEL
  - EDB= ENTRANCE DOOR BELL
  - EDBA= ENTRANCE DOOR BELL AUDIBLE- 2 LOCATIONS
  - RDB= RECEIVING DOOR BELL
  - RDBA= RECEIVING DOOR BELL AUDIBLE- 2 LOCATIONS
  - CHB= CARPET HELP BELL
  - CHBA= CARPET HELP BELL AUDIBLE- 2 LOCATIONS
  - FHB= FURNITURE HELP BELL
  - FHBA= FURNITURE HELP BELL AUDIBLE- 2 LOCATIONS
  - SL= SWING LIGHT
  - PVM= PUBLIC VIEW MONITOR ( WHERE TO PUT DUPLEX IN CEILING)
  - RBL= RED BOARD LOCATION (FOR FRONT OFFICE EQUIPMENT)



**REVISIONS**

NO.	DESCRIPTION

**OLLES BARGAIN OUTLET**  
 SPAULDING VILLAGE  
 1424 NORTH EXPRESSWAY, SUITE 146, 147A  
 GRIFFIN, GEORGIA 30223



SEPTEMBER 24, 2018  
 100% CONSTRUCTION DOCUMENTS  
 RELEASE DATE

**FLOOR PLAN - ELECTRICAL**

© COPYRIGHT 2018 JEFFERSON BROWNE GRESHAM ARCHITECTS INC. THIS DOCUMENT AS AN INSTRUMENT OF SERVICE REMAINS THE PROPERTY OF JEFFERSON BROWNE ARCHITECTS AND NO PART THEREOF MAY BE REPRODUCED IN ANY FORM WITHOUT WRITTEN PERMISSION FROM JEFFERSON BROWNE ARCHITECTS.

Checked By: **E-101**  
 PROJECT # 18-2671 SHEET of

1 FLOOR PLAN - POWER  
 SCALE: 1/16" = 1'-0"

2 FLOOR PLAN - LIGHTING  
 SCALE: 1/16" = 1'-0"

Order Plans

WWW.LDOnline.com