

REVISIONS

NO.	DESCRIPTION

OLLIE'S BARGAIN OUTLET
SPAULDING VILLAGE
1424 NORTH EXPRESSWAY, SUITE 146, 147A
GRIFFIN, GEORGIA 30223

PROJECT



SEAL

SEPTEMBER 24, 2018
100% CONSTRUCTION
DOCUMENTS
RELEASE DATE

FLOOR PLAN

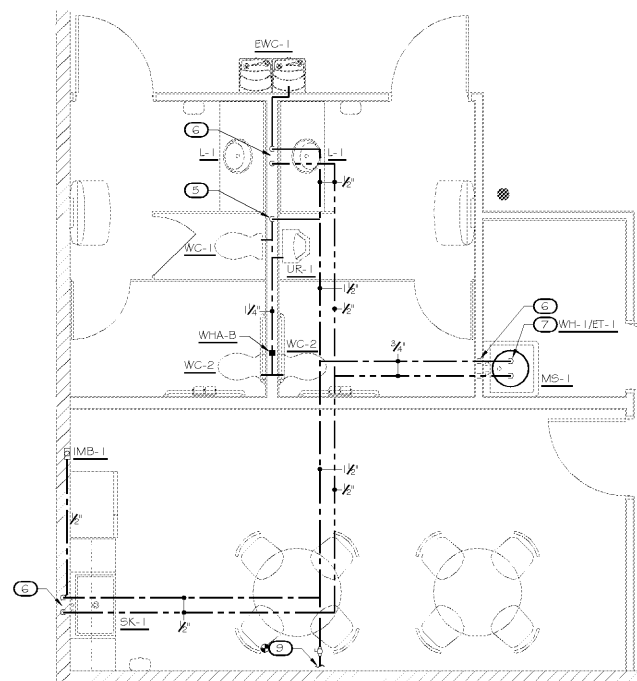
DRAWING TITLE

© COPYRIGHT 2018
JEFFERSON BROWNE GRESHAM
ARCHITECTS INC.
THIS DOCUMENT AS AN
INSTRUMENT OF SERVICE
REMAINS THE PROPERTY OF
JEFFERSON BROWNE ARCHITECTS
AND NO PART THEREOF MAY BE
REPRODUCED IN ANY FORM
WITHOUT WRITTEN PERMISSION
FROM JEFFERSON BROWNE
ARCHITECTS


Drawn By:
Checked By: **DR**
Project # **P-101**
18-2671 SHEET of

KEYNOTES

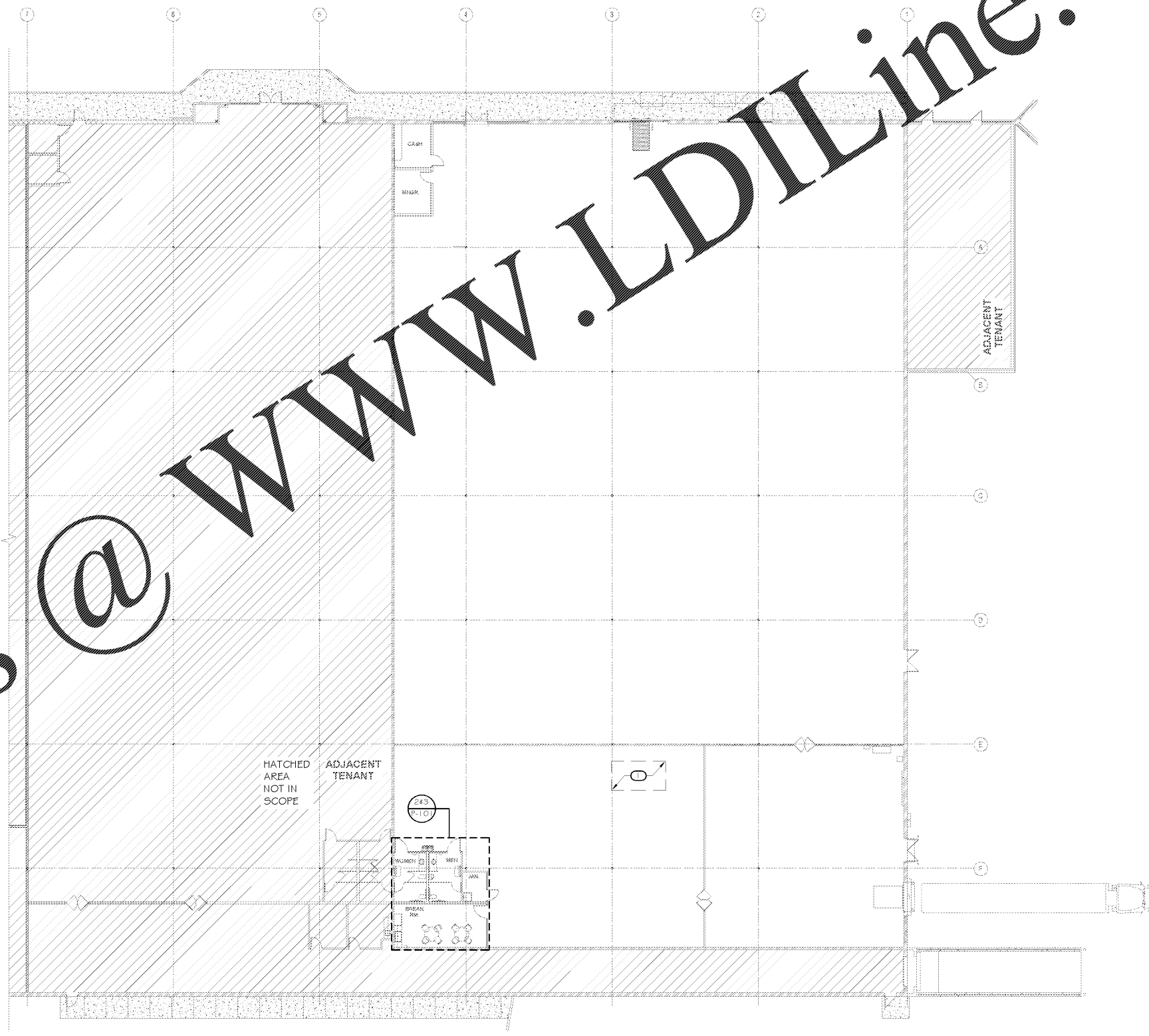
- 1 DEMO EXISTING PLUMBING FIXTURES AND ASSOCIATED PIPING IN THIS AREA. CAP UNUSED PIPING BELOW FLOOR, IN WALL, OR ABOVE CEILING AS APPLICABLE.
- 2 2" V DN
- 3 3" V UP TO 3" VTR
- 4 TRAP PRIMER TP-L WITH 1/2" TP LINE B/W TO PD
- 5 1/2" CW DN
- 6 1/2" CW & 1/2" HW DN
- 7 3/4" CW & 3/4" HW TO SHELF MOUNTED WATER HEATER, SEE DETAIL
- 8 4" S B/F & CONNECT TO EXISTING FLOOR CLEANOUT AT THIS LOCATION. FIELD VERIFY EXACT LOCATION, DEPTH AND DIRECTION OF FLOW PRIOR TO COMMENCING WORK.
- 9 1/2" CW AC & CONNECT TO EXISTING WATER PIPING, FIELD VERIFY SIZE AND EXACT LOCATION.



3 ENLARGED FLOOR PLAN - WATER
SCALE: 1/4" = 1'-0"



2 ENLARGED FLOOR PLAN - WASTE & VENT
SCALE: 1/4" = 1'-0"



1 OVERALL FLOOR PLAN
SCALE: 1/16" = 1'-0"

Order Plans @ www.LDILine.com