

RECEIVED
AUG 08 2018
128 E. SPRINGFIELD ST., SUITE 417
SPRINGFIELD, MO

Stephen K. Collins, P.E. #000387
3 E. Battlefield Rd., Suite 1000
Springfield, Missouri 65804
phone 417.862.0000
fax 417.862.0000
skcollins@collins.com
mikecollins@collins.com
www.collins.com
AUTORITARY ELECTRICAL CONTRACTORS



CRAIG A. SCHNEIDER, AIA
ARCHITECT
1736 East Sunshine, Suite 417
Springfield, Missouri 65804
417.862.0658
417.862.3265
e-mail: architect@estertyschneider.com

PROJECT:
NEW O'REILLY AUTO PARTS STORE
NC STATE HWY 211
SEVEN LAKES, NC
ELECTRICAL DETAILS

O'Reilly AUTO PARTS
CORPORATE OFFICES
233 SOUTH PATTERSON
SPRINGFIELD, MISSOURI 65802
(417) 862-2674 TELEPHONE

COMM # 4155
DATE: 3-23-18
REVISION DATE: 8-8-18

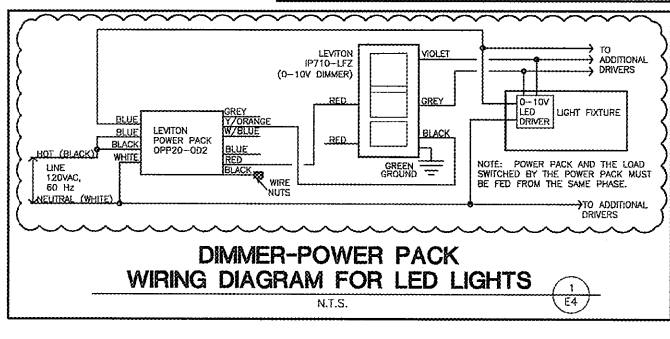
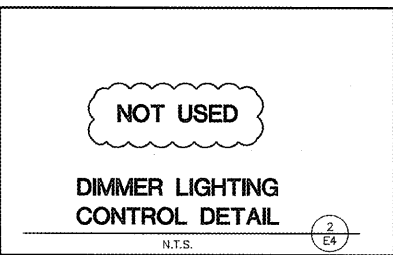
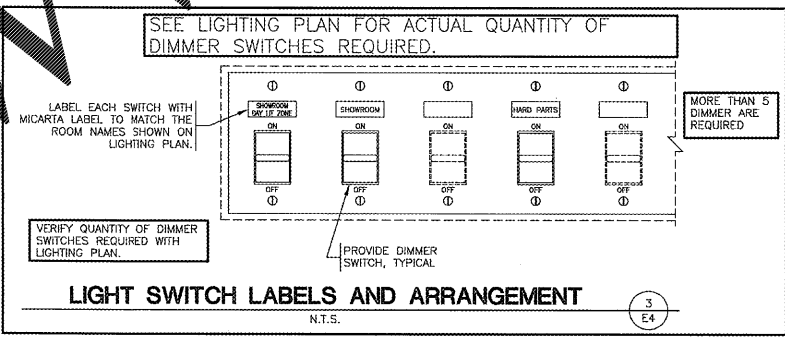
GENERAL ELECTRICAL NOTES

- DRAWINGS ARE DIAGRAMMATIC & ARE NOT TO BE SCALED. SEE THE ARCHITECTURAL PLANS & FIELD VERIFY CONDITIONS FOR DIMENSIONS.
- ALL ELECTRICAL WORK SHALL COMPLY WITH THE EDITION OF NFPA 70-NATIONAL ELECTRIC CODE (NEC) AS NOTED ON THE COVER SHEET.
- ALL WIRING SHALL BE IN CONDUIT, EXCEPT THAT MC-CABLE MAY BE SUBSTITUTED ONLY AS FOLLOWS:
 - MC-CABLE (MAXIMUM CABLE LENGTH OF 10'-0") MAY BE INSTALLED ONLY FOR BRANCH CIRCUIT WIRING TO LIGHT FIXTURES.
 - MC-CABLE (MAXIMUM CABLE LENGTHS SHOWN ON DETAIL 1/E2) SHALL BE INSTALLED INSIDE OF THE FRONT CHECKOUT COUNTERS.
- FEEDER CONDUIT SHALL BE IMC OR RGS ABOVE GRADE & PVC BELOW GRADE WITH IMC OR RGS ELLS & RISERS. INTERIOR BRANCH CIRCUIT CONDUIT SHALL BE ELECTRICAL METALLIC TUBING. EXTERIOR BRANCH CIRCUIT CONDUIT SHALL BE PVC BELOW GRADE WITH IMC OR RIGID GALVANIZED STEEL CONDUIT CONTINUING ABOVE GRADE. (SPEC 26 05 33)
- COORDINATE ALL WORK WITH OTHER TRADES TO AVOID CONFLICTS. COORDINATION DOES NOT MEAN "I WAS HERE FIRST."
- ALL WIRING IN FINISHED SPACES SHALL BE CONCEALED, UNLESS NOTED OTHERWISE.
- THE CONTRACTOR SHALL BE RESPONSIBLE FOR INSTALLING A COMPLETE & FUNCTIONAL SYSTEM IN ACCORDANCE WITH THE INTENT OF THE PLANS, WHETHER OR NOT EVERY ELEMENT THEREOF IS SPECIFICALLY CALLED OUT.
- COORDINATE ALL EQUIPMENT ROUGH-IN CONNECTION REQUIREMENTS.
- ALL OUTLET BOXES SHALL BE METALLIC. (SPEC 26 05 34)
- ALL CAULKING ON BUILDING PENETRATIONS SHALL BE ELASTOMERIC POLYURETHANE (NO EXCEPTIONS), EQUAL TO "VULKEM" 116. ANY CONTRACTOR WHO USES SILICONE OR ANY OTHER CAULKING WILL BE REQUIRED TO REMOVE & REPLACE WITH ELASTOMERIC POLYURETHANE.
- RECEPTACLES INSTALLED IN RESTROOMS SHALL BE GFCI TYPE OR SHALL BE PROTECTED BY A GFI DEVICE.
- ALL DEVICES SHALL BE IVORY & SHALL BE EQUAL TO THE FOLLOWING:
 - SINGLE POLE SWITCHES ---
 - THREE-WAY SWITCHES ---
 - DUPLEX RECEPTACLE --- (SPEC 26 27 26)
 - GFI DUPLEX RECEPTACLE ---
 - ISO. GRD. RECEPTACLES ---
- USE DEVICE PLATES MANUFACTURED BY THE DEVICE MANUFACTURER. (SPEC 26 27 26)
- FEEDER & BRANCH CIRCUIT CONDUCTORS SHALL BE COPPER, STRANDED, 800V THHN/THWN INSULATION. EXCEPTION: WIRE SIZES #10 AWG & SMALLER SHALL BE SOLID. (SPEC 26 05 19)
- CONTRACTOR SHALL PROVIDE A TYPED CIRCUIT DIRECTORY FOR ALL PANELS. (SPEC 26 05 33)
- CONTRACTOR SHALL PROVIDE A ONE(1) YEAR WARRANTY ON ALL WORK PERFORMED.
- CONTRACTOR SHALL PROVIDE NEW WORKING LAMPS IN ALL LIGHT FIXTURES AT JOB COMPLETION.
- CONTRACTOR SHALL COORDINATE WITH & SHALL INCLUDE ALL FEES FOR THE SERVING "ELECTRIC UTILITY CO." TO PROVIDE ELECTRIC SERVICE AS SHOWN. CONTRACTOR SHALL PROVIDE ALL FEES FOR THE "SERVING PHONE COMPANY" TO INSTALL NO LESS THAN 100' OF CABLE TO BUILDING.
- CONTRACTOR SHALL ARRANGE FOR & INCLUDE ALL PERMITS & FEES FOR HIS SCOPE.
- CONTROL WIRING BY HVAC CONTRACTOR. FINAL CONNECTIONS BY HVAC CONTRACTOR. SEE SHEET M1.
- APPROVED MANUFACTURERS:

A. PANELBOARDS & SAFETY	B. DEVICES	C. FLOOR BOXES:
SWITCHES (DISCONNECT):	--- "HUBBELL"	--- "STEEL CITY"
--- "SQUARE D"	--- "LEWIS"	--- "APPLETON"
--- "Q.E."	--- "PASS SEYMOUR"	--- "HUBBELL"
--- "SEMPER"		
--- "CHAMPHAMMER"		
(SPEC 26 27 26)	(SPEC 26 27 26)	(SPEC 26 05 34)
- MULTIWIRE BRANCH CIRCUITS WITH A GROUND NEUTRAL ARE NOT ALLOWED FOR SINGLE PHASE CIRCUITS.

ELECTRICAL SYMBOL LEGEND & ABBREVIATIONS

- 1 SINGLE POLE SWITCH
 - 2 TWO POLE SWITCH
 - 3 THREE-WAY SWITCH
 - MP MOTOR STARTING SWITCH WITH PILOT LIGHT
 - X CLASS 1, DIVISION 1 HAZARDOUS LOCATION RATED SWITCH ASSEMBLY
 - PW WALL MOUNTED OCCUPANCY SENSOR EQUAL TO "LEVITON, ODS10-ID"
 - PW2 WALL MOUNTED OCCUPANCY SENSOR EQUAL TO "LEVITON, ODSMD-ID"
 - 3SA FAN SPEED SWITCH (SUPPLIED BY HVAC CONTRACTOR / INSTALLED BY ELECTRICAL CONTRACTOR)
 - 10 0-10V LED DIMMER SWITCH, EQUAL TO "LEVITON, IP710-LFZ". SEE DETAILS THIS SHEET (5-GANG MAX)
 - PP1 LEVITON POWER PACK OPP20-0D2
 - 1 SINGLE RECEPTACLE
 - 2 DUPLEX RECEPTACLE
 - 3 ISOLATED GROUND DUPLEX RECEPTACLE (ORANGE IN COLOR). SEE DETAIL 1/E3
 - 4 QUADPLEX RECEPTACLE (TWO DUPLEX RECEPTACLES IN ONE 2-GANG BOX UNDER A SINGLE COVERPLATE)
 - 5 EXISTING UNPOWERED DUPLEX RECEPTACLE
 - 6 ISOLATED GROUND QUADPLEX RECEPTACLE (TWO ISO. GRD. DUPLEX RECEPTACLES IN ONE 2-GANG BOX UNDER A SINGLE RED IN COLOR COVERPLATE)
 - 7 QUADPLEX RECEPTACLE (CIRCUIT TO BE WIRED THRU OCCUPANCY SENSOR) INSTALL A PERMANENT LABEL ON EACH OUTLET STATING "SENSOR CONTROLLED OUTLET". SEE DETAIL ON SHEET E2
 - AC ABOVE COUNTER GFCI (GROUND FAULT CIRCUIT INTERRUPTING) DUPLEX RECEPTACLE
 - WP WEATHER PROOF GFCI (GROUND FAULT CIRCUIT INTERRUPTING) DUPLEX RECEPTACLE. COVER TO PROVIDE WEATHER PROOF PROTECTION WITH CORD AND PLUG IN USE
 - TELE-POWER POLE
 - JUNCTION BOX
 - REMOTE PHOTO CONTROL
 - COMPUTER DATA OUTLET BOX.
 - 4" SQUARE STEEL BOX MOUNTED FLUSH ON FLOOR W/QUADPLEX RECEPTACLE (SEE ABOVE RECEPTACLE DESCRIPTION). SEE DETAIL 4/E2 FOR INSTALLATION OF BOX.
 - 4" SQUARE STEEL BOX MOUNTED FLUSH ON FLOOR W/QUADPLEX ISOLATED GROUND RECEPTACLE (SEE ABOVE ISOLATED GROUND RECEPTACLE DESCRIPTION). SEE DETAIL 4/E2 FOR INSTALLATION OF BOX.
 - 4" SQUARE STEEL BOX MOUNTED FLUSH ON FLOOR W/QUADPLEX ISOLATED GROUND RECEPTACLE (SEE ABOVE ISOLATED GROUND RECEPTACLE DESCRIPTION). SEE DETAIL 4/E2 FOR INSTALLATION OF BOX. OUTLET COVER SHALL BE RED IN COLOR
 - 2" x 4" RECTANGULAR STEEL BOX MOUNTED FLUSH ON FLOOR W/DUPLEX RECEPTACLE (SEE ABOVE RECEPTACLE DESCRIPTION). SEE DETAIL 4/E2 FOR INSTALLATION OF BOX
 - NEMA L5-30R - SPECIAL RECEPTACLE
 - MOTOR
 - XX/XX FUSED DISCONNECT (SAFETY) SWITCH W/ SWITCH AMPACITY / FUSE AMPACITY AS INDICATED
 - NON-FUSED DISCONNECT (SAFETY) SWITCH
 - POWER OR LIGHTING PANEL W/PANEL DESIGNATION SHOWN ON PLAN (SIZES & MOUNTING INDICATED ON PLANS)
 - 24 HOUR EGRESS & SECURITY LIGHT, WIRE DIRECT TO ELECTRIC PANEL AHEAD OF ANY LOCAL SWITCHES AND LIGHTING CONTROL PANEL
 - XS WALL/CEILING MOUNTED COMBINATION "EXIT/EMERGENCY" SIGN W/SHADING INDICATING FACES
 - EM EMERGENCY LIGHTING FIXTURE WITH BATTERY
 - FEEDING PANEL AND CIRCUIT NUMBER(S)
NOTE: EQUIPMENT GROUND CONDUCTOR NOT SHOWN
 - CIRCUIT CONDUCTORS
GROUNDED CIRCUIT CONDUCTOR (OR NEUTRAL)
 - MOTION DETECTOR - SEE EM SHEETS FOR MORE INFORMATION
 - OCCUPANCY SENSOR EQUAL TO "LEVITON, OSC20-MAW" WITH POWER PACK
- | | | |
|--------------------------|----------------------------------|--|
| AC LOCATED ABOVE COUNTER | RTU PACKAGED ROOFTOP UNIT | LFO UN-POWERED OUTLET |
| AFF ABOVE FINISHED FLOOR | IMC INTERMEDIATE METALLIC TUBING | TS TIME SWITCH |
| BCU BLOWER COIL UNIT | LC LIGHTING CONTRACTOR | W WALL OUTLET (46" AFF SEE MOUNTING HEIGHTS) |
| CDU CONDENSING UNIT | M MOTOR STARTING | WP WEATHERPROOF (ENCLOSURE) |
| EF EXHAUST FAN | R RED IN COLOR COVERPLATE | X EXPLOSION PROOF ASSEMBLY |
| EFU ELECTRIC FURNACE | MP MOTOR STARTING W/PILOT LIGHT | FCI GROUND/FAULT CIRCUIT INTERRUPT |
| FURN GAS FURNACE | NL NIGHT LIGHT | EMT ELECTRICAL METALLIC TUBING |
| AHU AIR HANDLER | PEC PHOTOELECTRIC CONTROL | CM CEILING MOUNTED |
| HP HEAT PUMP UNIT | RGS RIGID GALVANIZED STEEL | |
| PP POWER PACK | | |



Order Plans @ www.ldm.com

H:\DRC\085A\1\0852EA 8 Aug 2018 - 8:00 am