

Order Plans @

1 LANDSCAPE IRRIGATION PLAN
L2.1 SCALE: 1" = 20'-0"

PID 9900335
ATLANTIC FINANCIAL GROUP
DOLLAR GENERAL STORE #1235
100 MISSION RIDGE
GOODLETTSVILLE, TN 37072
DB 1526, PG 43
PC 7, SLIDE 418
ZONED VB

1-STORY
METAL
BUILDING
FFE: 620.29
HEIGHT: ±18.0'
DOLLAR GENERAL
#1235

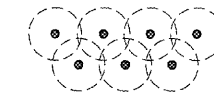
O'Reilly Auto Parts
96'-4" X 86'-4"
SQ. FT. = 7,453
FLOOR ELEVATION: 620.50' (F.F.E. ON
SUCCEEDING SHEETS TO BE 100.00')

GENERAL NOTES

- A REFER TO PROJECT MANUAL FOR ADDITIONAL REQUIREMENTS.
- B REFER TO CIVIL AND SITE UTILITY DRAWINGS FOR ADDITIONAL REQUIREMENTS. COORDINATE WORK WITH OTHER SITE RELATED DEVELOPMENT DRAWINGS.
- C PRIOR TO INSTALLATION, GENERAL CONTRACTOR TO CONFIRM THAT LIGHT POLES, LANDSCAPING AND UTILITIES DO NOT CONFLICT WITH SIGN LOCATION SHOWN. IF ANY POTENTIAL CONFLICTS ARE DISCOVERED, GENERAL CONTRACTOR IS TO CONTACT OWNER'S REPRESENTATIVE BEFORE PROCEEDING WITH THE WORK.
- D IRRIGATION SYSTEM TO BE DESIGNED BY CONTRACTOR FOR SHOWN COVERAGE AREAS INDICATED. CONTRACTOR SHALL BE RESPONSIBLE FOR PROVIDING COMPLETE AND OPERABLE IRRIGATION SYSTEM IN ACCORDANCE WITH GOVERNING CODES, ORDINANCES, AND AUTHORITIES HAVING JURISDICTION. SUBMIT SHOP DRAWINGS FOR REVIEW AND APPROVAL AS SPECIFIED.
- E VERIFY MINIMUM STATIC WATER PRESSURE IS AVAILABLE AT THE PROJECT SITE PRIOR TO DESIGN AND BEGINNING CONSTRUCTION.
- F DESIGN IRRIGATION SYSTEM WITH LANDSCAPING AND PLANTING FROM LANDSCAPE PLAN. WHEN TRENCHING AVOID TREE ROOT BALLS AND INSTALL HEADS AT APPROPRIATE LOCATIONS.
- G ADJUST ALL NOZZLES TO AVOID OVERTHROW ON SIDEWALKS, DRIVEWAYS, WALLS, ROADWAYS, AND BEYOND PROPERTY LINES, UNLESS OTHERWISE INDICATED. THROTTLE ALL IRRIGATION CONTROL VALVES AS REQUIRED TO PREVENT FOGGING. ADJUST ARC AND RADIUS OF REQUIRED SPRINKLERS AS NEEDED.
- H SET CONTROLLER RUN TIMES TO MATCH PLANT WATER NEEDS AND SOIL CONDITIONS.
- I INSTALL RISERS 18" FROM WALLS AND A MINIMUM OF 12" FROM ANY SIDEWALK OR ROAD.
- J TOP OF SPRAY AND ROTOR HEADS SHALL BE SET AT TOP OF SOD OR TOP OF MULCH LAYERS.
- K PROVIDE RAIN SENSOR AND ANTI-FREEZE ASSEMBLY ON IRRIGATION SYSTEM.
- L THE CONTRACTOR IS FULLY RESPONSIBLE FOR THE WORK UNTIL OWNER GIVES FINAL ACCEPTANCE.
- M ALL CIRCUIT PIPE IS TO BE CLASS 160 PVC OR HIGHER GRADE.
- N ALL MAIN FITTINGS SHALL BE REINFORCED WITH 2000 PSI POURED CONCRETE THRUST BLOCKS.
- P PROVIDE COMPRESSED AIR QUICK CONNECT BRASS FITTING IN VALVE BOX FOR WINTERIZATION. LOCATE AS CLOSE TO WATER SOURCE AS POSSIBLE.

COVERAGE REQUIREMENTS

IRRIGATION HEAD SHALL BE PLACED TO PROVIDE 100% OVERLAP HEAD-TO-HEAD COVERAGE.



KEY NOTES


- 1 APPROXIMATE LOCATION OF LAWN IRRIGATION METER WITH BACK FLOW PREVENTION PER CITY REQUIREMENTS. REFER TO SITE UTILITIES PLAN
- 2 IRRIGATION CONTROLLER LOCATION INSIDE OF BUILDING. PROVIDE FREEZE SENSOR AND RAIN SENSOR ON OUTSIDE OF BUILDING.

SYMBOLS LEGEND


NOTE: REFER TO SURVEY SHEET FOR SYMBOLS LEGEND OF EXISTING CONDITIONS.

- NEW AREA OF IRRIGATION SYSTEM COVERAGE
- NEW SHRUB PLANTING
- NEW TREE PLANTING

CAUTION:
INFORMATION ON THIS DRAWING CONCERNING TYPE AND LOCATION OF UNDERGROUND AND OTHER UTILITIES IS NOT GUARANTEED TO BE ACCURATE OR ALL INCLUSIVE. THE CONTRACTOR IS RESPONSIBLE FOR MAKING HIS OWN DETERMINATION AS TO THE TYPE AND LOCATION OF UNDERGROUND AND OTHER UTILITIES AS MAY BE NECESSARY TO AVOID DAMAGE THERETO.



Know what's below
Call before you dig.



CRIG A. SCHNIDER, AIA
ARCHITECT

417-862-0524
FAX: 417-862-3205
e-mail: architect@estertyschnider.com

PROJECT:
NEW O'REILLY AUTO PARTS STORE
NC STATE HWY 211
SEVEN LAKES, NC
LANDSCAPE IRRIGATION PLAN

O'Reilly AUTO PARTS
CORPORATE OFFICES
233 SOUTH PATTERSON
SPRINGFIELD, MISSOURI 65802
(417) 862-2674 TELEPHONE

COMM #	4155
DATE:	3-23-18
REVISION	
DATE:	8-8-18