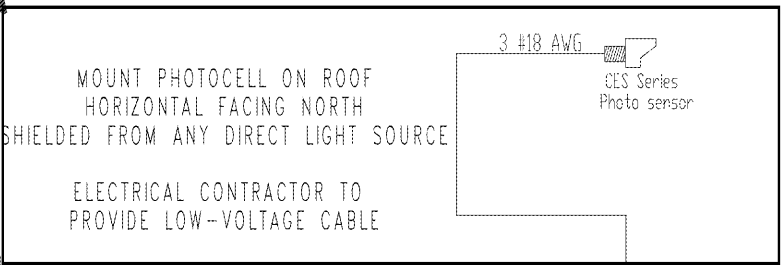
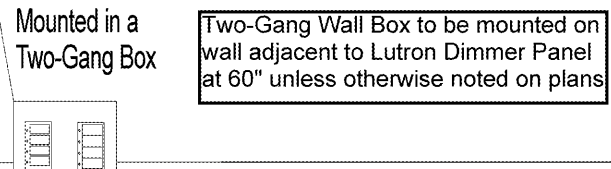


▲ Lutron cable GRX-CBL-46L (5 Conductor Non-Plenum) or GRX-PCBL-46L (5 Conductor Plenum rated). Otherwise use 2 #12AWG (2.5mm²), 1 Belden #9461, and 1 #18AWG (1.0mm²) for emergency sensing.

- Button 1 - SIGNS
- Button 2 - BUILDING
- Button 3 - PARKING
- Button 4 - SECURITY

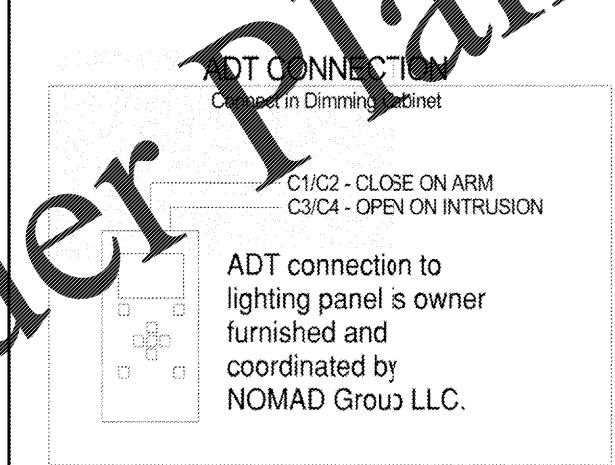


SO-4BI-WH-EGN
ADDRESS: 1
INSTALL NEXT TO DIMMER PANEL
FUNCTION: 4 BUTTON CONTROL


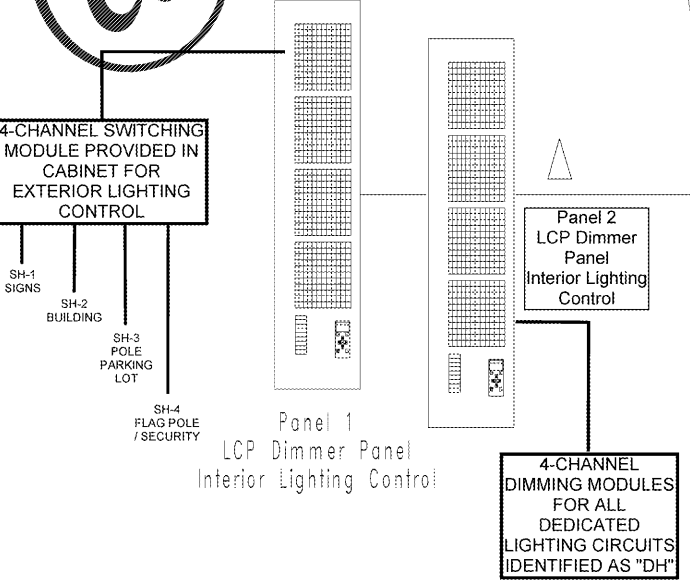


SO-5BI-WH-E
ADDRESS: 2
INSTALL NEXT TO DIMMER PANEL
FUNCTION: 5 BUTTON CONTROL

- Button 1 - Full ON
- Button 2 - Lunch
- Button 3 - Dusk
- Button 4 - Dinner
- Button 5 - Over Night



Refer to Load Schedule Sheet for Feeder Information
Dimensions: 9" (H) x 15" (W) x 4" (D)



Order Plans