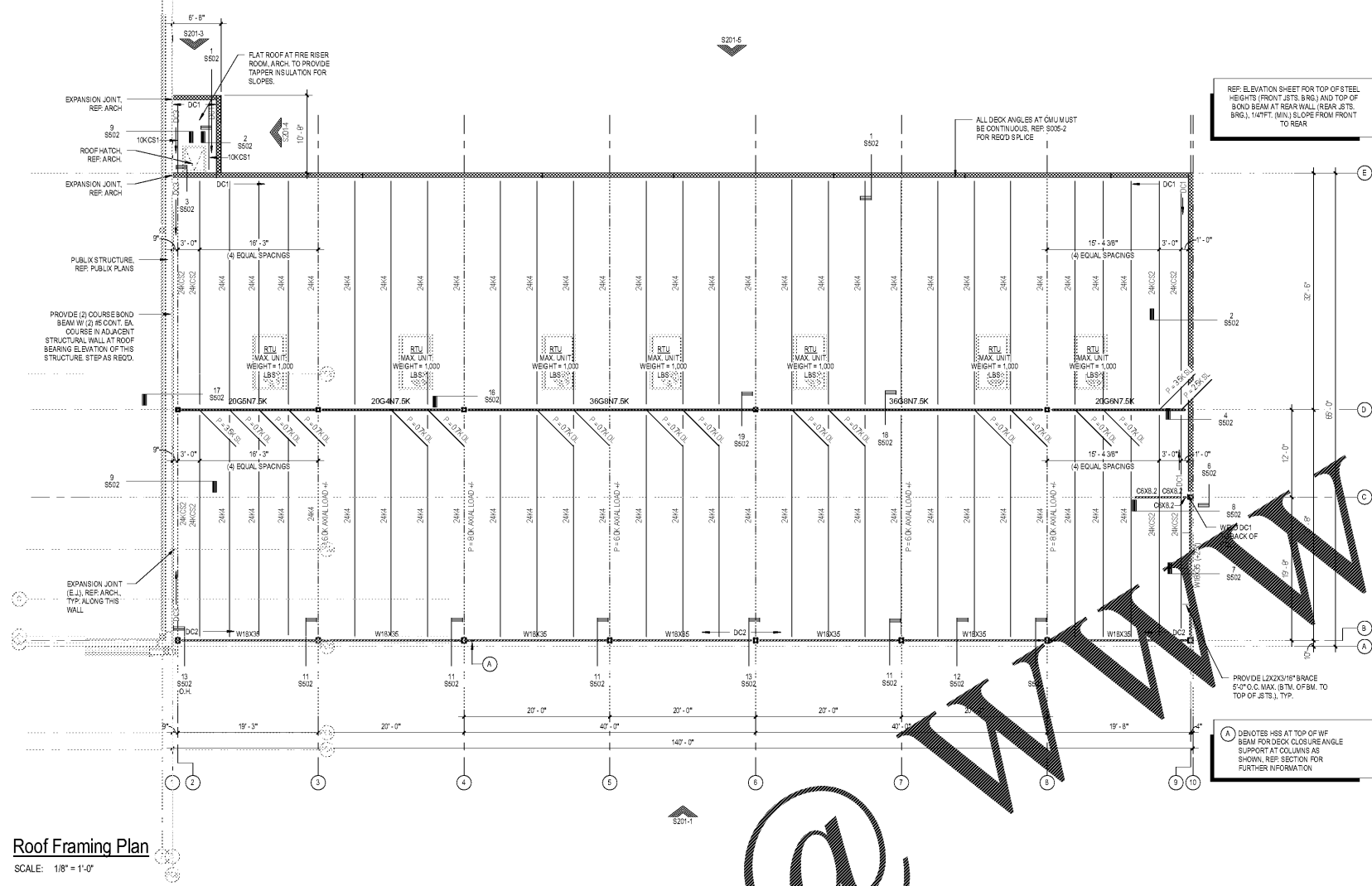


Order Plans @

1 Roof Framing Plan
SCALE: 1/8" = 1'-0"



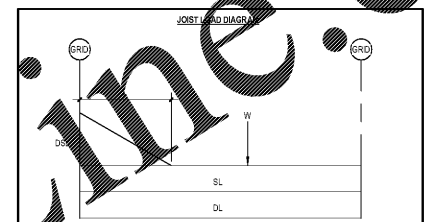
REF. ELEVATION SHEET FOR TOP OF STEEL HEIGHTS (FRONT JOISTS BRG.) AND TOP OF BOND BEAM AT REAR WALL (REAR JOIS. BRG.), 144\"/>

PROVIDE L2X2X3/16\"/>

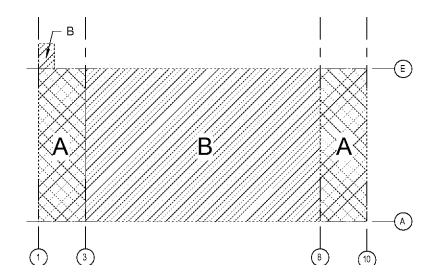
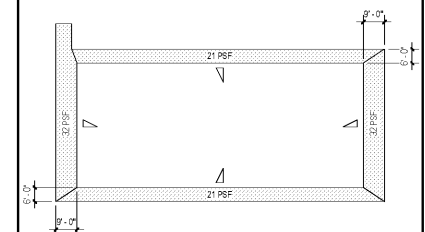
Structural Bond Beam Schedule					
Mark	Size	Horiz. Reinf.	Vert. Reinf.	Elevation	Notes
BB1	8\"/>				

Structural Lintel Schedule					
Mark	Size	Horiz. Reinf.	Vert. Reinf.	Elevation	Notes
LI-1A	8\"/>				

Structural Deck Closure Angle Schedule					
Mark	Size	On Center Fastener Spacing	Elevation	Notes	
DC1	L4X4X1/4\"/>				



NOTES:
- ALL LOADS IN TO BE APPLIED TO TRIBUTARY WIDTH OF EACH JOIST.
- REFER TO DSL PLAN FOR DRIFT LOADS TO BE INCLUDED IN K SERIES JOIST BRACING BY JOIST SUPPLIER.




Roof Metal Deck Pattern

GENERAL NOTES:
- ALL LOADS GIVEN ARE ASD
- ST. ENGINEER TO DESIGN FOR ADDITIONAL LOADS (INCLUDING RTU'S) PRESENTED HEREIN AT K & LH SERIES JOIST
- SPECIAL LOADING TAKEN INTO ACCOUNT IN KCS JOIST'S SELECTION
- REFERENCE SECTIONS (DETAILS AS REQUIRED FOR ADDED JOIST BRACING AND ADDITIONAL LOADING)
- POSITION ALL RTU'S ON SPECIAL JOIST AS SHOWN, WITH BRACING & BRACING FOR REDUCED BRACINGS
- JOIST SUPPLIER TO PROVIDE MIN. STD. BRACING AND BRACING PER S.J.
- P = ADDITIONAL AXIAL LOAD (+/-)
METAL DECK INFORMATION:
PATTERN "A"
- 1 1/2\"/>

1925 Prospect Ave.
Orlando, FL 32814
P (407) 661-9100
F (407) 661-9101

CLIENT NAME
White Development Company
1801 South Keene Rd.
Clearwater, FL 33756

PROJECT NAME
Retail @ Tattersall Park
US Highway 280 & Highway 119
Hoover, AL



No.	Description	Date
A	100% PUBLISH	06-07-18
B	ISSUED TO BIDDING	7-26-18

PROJECT NO.	210000
DATE	07-26-18
DRAWN	RFD
CHECKED	EDM