

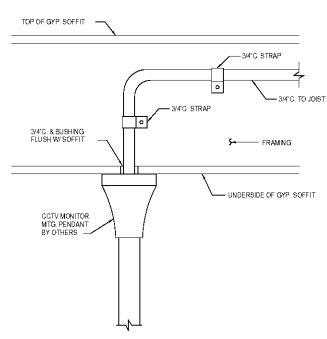
**LEGEND**

| SYMBOL | DESCRIPTION                               |
|--------|---|
| ▽      | VOICE AND DATA COMBINATION                |
| ▽      | DATA ONLY                                 |
| ▽      | TELEPHONE ONLY                            |
| ▽      | TELEPHONE WITH WIRELESS STEEL COVER PLATE |

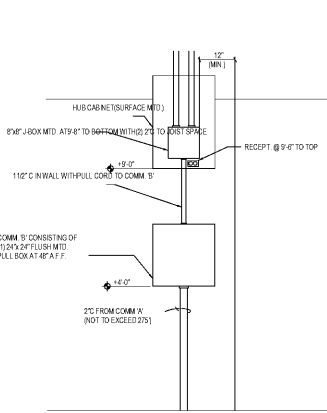
NOTE:  
CONTRACTOR TO PROVIDE J-BOXES (18" x 4" x 4" OR AS NOTED) AND CONDUIT TO THE J-BOX SPACE ONLY. ALL COVER PLATES PROVIDED BY CABLE INSTALLER.

**COMMUNICATION NOTES**  
(THIS SHEET ONLY)

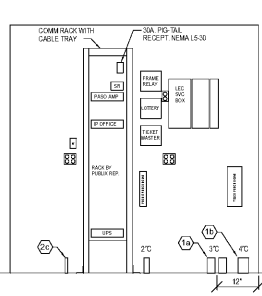
- MANAGED**
- 1. MAIN TELEPHONE/DATA UNDERGROUND SERVICE FROM TELEPHONE PULL OR SERVICE CABINET CONSISTING OF TWO (2) PVC.
  - 2. MAIN CABLE UNDERGROUND SERVICE FROM CABLE/DATA/DIGITAL SERVICE POINT CONSISTING OF 1" IF PVC. THIS CONDUIT SHALL BE IN SEPARATE TRENCH AND ROUTING SHALL TELEPHONE/DATA SERVICE FOR ENTIRE PATH OF SITE.
- COMM SYSTEMS**
- 3. COMM X MAIN COMM CENTER CONSISTING OF 3/4" PLYWOOD BACKING FROM 1" TO 8" AFF. ALL BACKING SHALL BE WITH MCMC TELEPHONE, MUSIC, DATA AND OTHER COMMUNICATIONS SECTIONS.
  - 4. COMM B CONSISTING OF 1" PULL BOX FULLY MOUNTED AT 12" FROM WALL WITH 1" PULL CABINET. SEE SECTION 1 FOR MOUNTING DETAIL.
  - 5. METALLIC CONDUIT WITH 1" O.D. TO BE USED FOR TELEPHONE/DATA/COMM X. INITIAL SLEEVING SHALL BE COMM X.
- GENERAL NOTES**
- 6. ALL DEVICES SHALL BE MOUNTED TO THE FACE OF DEVICES UNLESS OTHERWISE NOTED.
  - 7. JUNCTION BOXES SHALL BE MOUNTED TO THE FACE OF DEVICES UNLESS OTHERWISE NOTED.
  - 8. 3/4" MIN. STUB UP WITH PULL STRING AND 1/2" MIN. CONDUIT TO THE J-BOX OR TO THE SPACE UNLESS OTHERWISE NOTED.
  - 9. ALL CABLE PENETRATIONS THROUGH WALLS OR CEILING SHALL BE SLEEVED WITH CONDUIT AND BUSHINGS ON BOTH SIDES.



**CCTV MONITOR CONDUIT DETAIL**  
NOT TO SCALE



**SECTION 1**  
SCALE: N.T.S.



**SECTION 2**  
SCALE: N.T.S.

**Publix**  
SUPER MARKETS

CORPORATE OFFICES, FACILITIES DESIGN  
BOX 407, LAKELAND, FL 33822  
813.685.5256  
3300 PUBLIC CORPORATE PARKWAY  
LAKELAND, FL 33811-0911

**PUBLIX FACILITIES DESIGN DEPARTMENT**

- DAVID R. BEE, PE**  
ARCHITECT FL REG. 11872  
DAVID R. BEE, PE  
ARCHITECT FL REG. 11872  
SC REG. 7177  
AL REG. 6234  
TN REG. 103497  
VA REG. 12432  
GA REG. 84018709F
- JOHN W. KITCHENS, PE**  
MECHANICAL FL REG. 45277  
GA REG. 20521  
SC REG. 16340  
TN REG. 26832  
VA REG. 101507
- PAUL C. HARMAN, PE**  
STRUCTURAL FL REG. 15199  
GA REG. 27740  
SC REG. 21754  
AL REG. 24905  
TN REG. 101962  
NC REG. 39673  
VA REG. 040205922
- JOHN J. CARAMIS, PE**  
MECHANICAL FL REG. 43889  
GA REG. 02148  
SC REG. 16221  
TN REG. 106507  
VA REG. 040205476
- ANTHONY CLEMENTI, PE**  
MECHANICAL FL REG. 54781  
GA REG. 31862  
SC REG. 25591  
AL REG. 23905  
TN REG. 111362  
NC REG. 039664  
VA REG. 040205437
- RAYMOND J. SIRIANNI, PE**  
ELECTRICAL FL REG. 54085  
GA REG. 02058  
SC REG. 19743  
AL REG. 23905  
TN REG. 106038  
NC REG. 039664  
VA REG. 040205379

© COPYRIGHT 2018  
PUBLIX SUPER MARKETS, INC.

THESE CONSTRUCTION DOCUMENTS ARE THE PROPERTY OF PUBLIX SUPER MARKETS, INC. AND ARE NOT TO BE COPIED OR REPRODUCED FOR ANY SPECIFIC BUILDING WITHOUT WRITTEN PERMISSION. THESE DRAWINGS SHALL NOT BE DISSEMINATED WITHOUT PRIOR WRITTEN PERMISSION OF PUBLIX SUPER MARKETS, INC.

THE DESIGN INDICATED IN THESE CONSTRUCTION DOCUMENTS DOES TO THE BEST OF MY KNOWLEDGE, INFORMATION, AND BELIEF, COMPLY WITH THE APPLICABLE MINIMUM BUILDING CODES.

**PLOT DATE:**  
August, 21 2018

| No. | Description | Date |
|-----|-------------|------|
|     |             |      |
|     |             |      |
|     |             |      |

STORE NUMBER  
**1687**  
**Tattersall Park**  
US 280 & Highway 19  
Floer  
Shelby Co., AL  
**48.10**  
V1814.2018  
SIENNA LITE

**ELECTRICAL COMMUNICATION PLAN**

1/8" = 1'-0"

**E4.1**

Order Plans @ [www.wildline.com](http://www.wildline.com)