

**PUBLIX FACILITIES  
DESIGN DEPARTMENT**

DAVID R. BEEBE, PE  
ARCHITECT FL REG. 15199  
DAVID R. BEEBE, PE  
ARCHITECT FL REG. 15199  
GA REG. 21754  
SC REG. 21754  
AL REG. 24905  
TN REG. 101962  
NC REG. 39873  
VA REG. 040205478  
12432  
040101709

JOHN W. KITCHENS, PE  
CIVIL STRUCTURAL FL REG. 45277  
GA REG. 60221  
SC REG. 16340  
AL REG. 26362  
TN REG. 101507

PAUL C. HARMAN, PE  
STRUCTURAL FL REG. 15199  
GA REG. 27740  
SC REG. 21754  
AL REG. 24905  
TN REG. 101962  
NC REG. 39873  
VA REG. 040205478

JOHN J. CARAMALIS, PE  
MECHANICAL FL REG. 43889  
GA REG. 62148  
SC REG. 16221  
TN REG. 106507  
VA REG. 040205478

ANTHONY CLEMENTI, PE  
MECHANICAL FL REG. 54781  
GA REG. 31862  
SC REG. 25591  
AL REG. 28489  
TN REG. 11132  
NC REG. 039684  
VA REG. 040205478

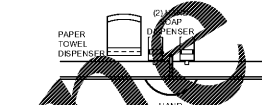
RAYMOND J. SIRIANNI, PE  
ELECTRICAL FL REG. 54085  
GA REG. 62038  
SC REG. 19743  
AL REG. 23965  
TN REG. 108038  
NC REG. 039683  
VA REG. 040205379

© COPYRIGHT 2018  
PUBLIX SUPER MARKETS, INC.

THESE CONSTRUCTION DOCUMENTS ARE THE  
PROPERTY OF PUBLIX SUPER MARKETS, INC. AND  
ARE NOT TO BE COPIED OR REPRODUCED FOR ANY  
SPECIFIC BUILDING WITHOUT WRITTEN PERMISSION.  
THESE DRAWINGS SHALL NOT BE DISCLOSED  
WITHOUT PRIOR WRITTEN PERMISSION OF PUBLIX  
SUPER MARKETS, INC.

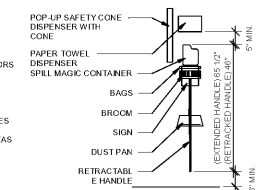
THE DESIGN INDICATED IN THESE CONSTRUCTION  
DOCUMENTS DOES TO THE BEST OF MY  
KNOWLEDGE, INFORMATION, AND BELIEF, COMPLY  
WITH THE APPLICABLE MINIMUM BUILDING CODES.

INSTALLATION:  
PAPER TOWEL, HAND SANITIZER & HAND SOAP  
DISPENSERS MUST BE INSTALLED AS INDICATED  
FOR HAND SINK PER PUBLIX COA.  
ACTUAL HAND SINK LOCATION MAY VARY.  
LOCATION OF DISPENSER MAY VARY  
DEPENDING ON SINK LOCATION.



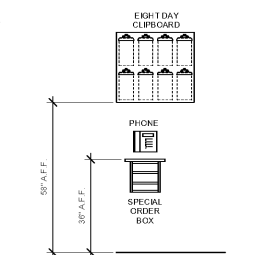
1 TYPICAL SUP - CHEESE HAND SINK ELEVATION (SIM)  
SCALE: 1/2" = 1'-0"

INSTALLATION:  
ALL RESPONSE STATION ITEMS MUST BE OUT OF CUSTOMER VIEW AND OUT OF PREP AREAS.  
DO NOT INSTALL THESE ITEMS CAN BE HIT AND DAMAGED BY BALLETS, FLOATS OR SWINGING DOORS.  
SECURE WITH SCREWS, DRYWALL ANCHORS.  
DO NOT USE DOUBLE STICK TAPE ALONE.  
DO NOT APPLY DIRECTLY TO REFRIGERATED CASES.  
DO NOT INSTALL DIRECTLY OVER FOOD PREP AREAS.



2 TYPICAL SUP - SPILL RESPONSE STATION ELEVATION  
SCALE: 1/2" = 1'-0"

INSTALLATION AT WALL PHONES  
(WORK AREAS):  
ALWAYS LOCATE SPECIAL ORDER BOX DIRECTLY  
BENEATH WALL PHONE.  
8-DAY CLIP BOARD IS TYPICALLY LOCATED ABOVE  
WALL PHONE. DUE TO AVAILABLE WALL SPACE OR  
RBU PREFERENCE, IT MAY BE NECESSARY TO  
LOCATE THE CLIP BOARD ON A NEARBY WALL,  
OUT OF CUSTOMER'S SIGHT.



3 TYPICAL SUP - TYPICAL WALL PHONE ELEVATION (U.O.N.)  
SCALE: 1/2" = 1'-0"

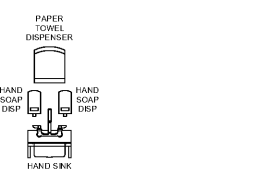
ABBREVIATION LIST

A.F.F.	ABOVE FINISHED FLOOR
CAB	CABINET
CONT	CONTINUOUS
COA	CONTINUOUS QUALITY ASSURANCE
DP	DESK PHONE
DRWR	DRAWER
FM	FIELD MEASURE
FP	FACILITIES PURCHASING
FS	FACILITIES SERVICES
FURN	FURNITURE
MAGN	MAGNETIC
MTD	MOUNTED
POS	POINT OF SALE
PT DISP	PAPER TOWEL DISPENSER
RECPRT	RECEIPT
SAS DISP	SOAP AND SANITIZER DISPENSER
SM	SMELER
TYP	TYPICAL
WH	WAREHOUSE
WKSTN	WORKSTATION
WP	WALL PHONE

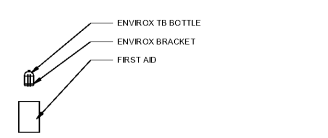
**INSECT LIGHT TRAP NOTE:**  
WALL MOUNTED ELECTRIC INSECT LIGHT TRAPS SHALL BE INSTALLED IN THE FOLLOWING MINIMUM NUMBER OF GENERAL LOCATIONS AND INSTALLED BY CONSTRUCTION SET UP COORDINATORS. SEE THIS PLAN FOR EXACT QUANTITY AND LOCATIONS. ANY ADDITIONAL TRAPS SHALL BE DETERMINED AND ORDERED BY PUBLIX COA.  
A) ONE (1) IN THE "ENTRANCE VESTIBULE"  
B) ONE (1) IN THE "EXIT VESTIBULE"  
C) ONE (1) IN THE "TRASH COMPACTOR CHUTE AREA"  
D) ONE (1) "BACK ROOM AT THE RECEIVING DOOR"  
SIX PORTABLE UNIT ELECTRIC INSECT LIGHT TRAPS SHALL BE INSTALLED BY THE PEST CONTROL CONTRACTOR AS SELECTED BY PUBLIX COA. PORTABLE TRAPS HAVE 10 FT. CORDS AND SHALL BE PLUGGED INTO CONVENIENCE RECEPT. PROVIDED BY ELECTRICAL AND SHOWN ON THE ELECTRICAL DRAWINGS. PORTABLE UNITS WILL NOT BE SHOWN ON THE PLANS. PROVIDE TWO (2) PORTABLE UNITS IN BAKERY, TWO (2) IN DEEL, ONE (1) IN PRODUCE, AND ONE (1) IN SEAFOOD. ANY ADDITIONAL UNITS SHALL BE AS DETERMINED AND ORDERED BY COA.

**BROOM AND MOP HOLDER INSTALLATION:**  
ALL BROOM HOLDERS MUST BE OUT OF CUSTOMER VIEW AND OUT OF PREP AREAS.  
STICK (SWEEP) BROOMS MUST BE MOUNTED WITH HANDLES UP, AND ITS HOLDER AT 60" A.F.F. LARGE DUST MOPS (BACK ROOMS, JANITOR ROOMS) MUST BE MOUNTED WITH HANDLES DOWN, AND ITS HOLDER AT 10" A.F.F.

SINK DISPENSER INSTALLATION:  
PAPER TOWEL DISPENSER, HAND SANITIZER & SOAP MUST BE INSTALLED DIRECTLY OVER HAND SINK. DISPENSER FOR HAND SANITIZER & SOAP SHALL NOT EXTEND OVER PREP AREAS PER PUBLIX COA.



4 TYPICAL SUP - HAND SINK ELEVATION  
SCALE: 1/2" = 1'-0"



5 TYPICAL SUP - FIRST AID ELEVATION  
SCALE: 1/2" = 1'-0"

PLOT DATE:  
August 21 2018

No.	Description	Date

STORE NUMBER  
**1687**  
**Tattersall Park**  
US 280 & Highway 19  
Hoover  
Shelby Co., AL  
**48.10**  
V0814.2018  
SIENNA LITE

DETAILS -  
SETUP  
INFORMATION

1/2" = 1'-0"

**A9.4**

PERMIT SET DATE: 8/29/2018 11:15:44 AM

Order Plans @