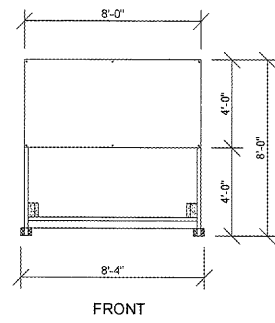
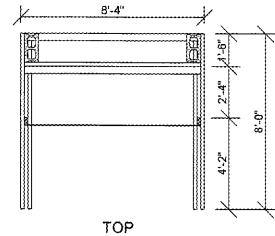


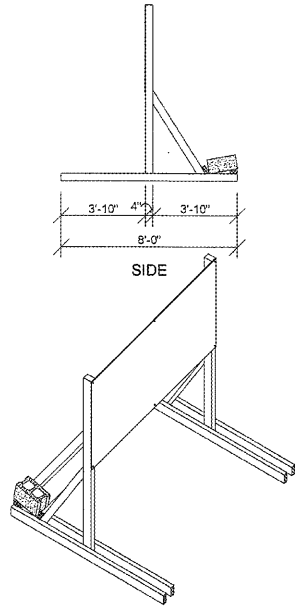
Order Plans @ www.LDILine.com



FRONT




TOP

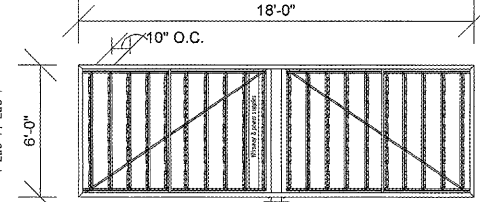


SIDE

1 COMING SOON
TEMPORARY CONSTRUCTION SIGN
SCALE: 1/4" = 1'-0"



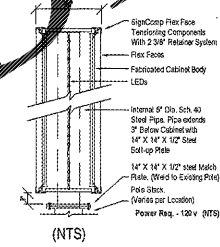
2 GROUND SIGN ELEVATION
SCALE: 1/4" = 1'-0"



POLE SIGN
SCALE: 1/4" = 1'-0"
PART# 6-18 SIGN CABINET-PE-DF
108.00 SQ FT

- Ⓐ 14-1/2" deep extruded cabinet with support structure and 2 1/4" retainers
- Ⓑ Internal 5" Sch. 40 steel pipe with external 14" x 14" x 1/2" steel bolt-up plate(s).
- Ⓒ GE-Tetra PowerStrip DS White LED's. Part #GEWHDSPS8 (7/1000) 6 LED's per module (3 LED's per side) on GE-Tetra Mounting Rails. Part #GEDSRL68 Rails on 16" centers. 100 total modules.
- Ⓓ GE-Tetra Power Supplies. Part #GEP24-180U 24 Volt 90-305VAC 3080 WZ Load capacity: 16 modules per power supply. Total of four (4) per display.
- Ⓔ Fabricated aluminum internal power supply wireway.

- Ⓐ Faces are Panflex/Digital print. Face graphics to match PMS 200c Red, PMS 342c Green, Black and White.
- Ⓑ 24" deep fabricated cabinet with SignComp flex face tensioning components and 2 3/8" internal 5" Sch. 40 steel pipe with external steel bolt-up plate(s). Vertical GE (GEWHDSPS8) White LED's combination. Paint cabinet to: Gloss Black. Internal pipe/cabinet exposure calculation: C60
- Ⓒ Cabinet to be installed with 14" x 14" x 1/2" bolt-up plate(s). Paint to: Gloss Black



(NTS)

GENERAL NOTES

- Ⓐ REFER TO PROJECT MANUAL FOR ADDITIONAL REQUIREMENTS.
- Ⓑ CONTACT OWNER'S OR TENANT'S DESIGNATED PROJECT ADMINISTRATOR FOR QUESTIONS OR CLARIFICATIONS.
- Ⓒ PERMANENT SIGNAGE OWNER FURNISHED AND INSTALLED. (REFER TO SCOPE OF WORK SCHEDULE). SIGNAGE GRAPHICS PROVIDED FOR REFERENCE ONLY (N.I.C.) AND CONTRACTOR'S OBLIGATION WITH SPECIFIC PROJECT CONSTRUCTION CONDITIONS.
- Ⓓ SITE SIGN FOUNDATIONS AND ROUGH-IN ELECTRICAL TO BE PROVIDED BY CONTRACTOR.
- Ⓔ REQUIRED GOVERNMENTAL PERMITS FOR PERMANENT SIGNAGE TO BE PROVIDED BY SIGN COMPANY PER OWNER DIRECTION (N.I.C.).
- Ⓕ 'COMING SOON' TEMPORARY CONSTRUCTION SIGN TO BE PROVIDED BY GENERAL CONTRACTOR. ALL SIGNAGE GRAPHICS TO BE OWNER FURNISHED AND GENERAL CONTRACTOR INSTALLED. USE 'COMING SOON' TEMPORARY CONSTRUCTION SIGN ON SITE SO AS NOT TO BE VISIBLE TO PUBLIC FROM RIGHT-OF-WAY.

SITE SIGN SCHEDULE

TEMPORARY CONSTRUCTION SIGN:
TYPE: COMING SOON
DETAIL: REFER TO 1/SG1.2

SITE SIGN:
TYPE: POLE (6'H X 18'W X 30'H.)
DETAIL: REFER TO 2/SG1.2

NOTE:
REFER TO SHEET SG1.3 FOR FOUNDATION SYSTEM STRUCTURAL REQUIREMENTS.



CRAIG A. SCHNEIDER, AIA
ARCHITECT
1736 East Sunshine, Suite 417
Springfield, Missouri 65804
417.862.0150
417.862.3265
e-mail: architect@estertschneider.com

PROJECT:
NEW O'REILLY AUTO PARTS STORE
HWY 67
PRICEVILLE, AL
SITE SIGNAGE DETAILS

O'Reilly AUTO PARTS
CORPORATE OFFICES
233 SOUTH PATTERSON
SPRINGFIELD, MISSOURI 65802
(417) 862-2674 TELEPHONE

COMM # 4160
DATE: 04-06-18
REVISION
DATE: