

FLOOR MOUNTED RECEPTACLES UNDER COUNTERS
N.T.S.

TELEPHONE & COMPUTER DATA SYSTEMS:

- ELECTRICAL CONTRACTOR SHALL PROVIDE AND INSTALL ALL TELEPHONE AND DATA CONDUITS.
- ELECTRICAL CONTRACTOR SHALL VACUUM OUT ALL CONDUITS TO REMOVE WATER.
- ELECTRICAL CONTRACTOR SHALL PROVIDE PULL-STRING IN EACH CONDUIT.
- OWNER SHALL PROVIDE AND INSTALL ALL TELEPHONE AND DATA WIRING.

FIRE ALARM NOTE:

IN THE EVENT A MONITORED FIRE ALARM SYSTEM IS REQUIRED BY THE AUTHORITY HAVING JURISDICTION, THE ALARM SYSTEM WILL BE CONTRACTED DIRECTLY BY THE ALARM SERVICES MANAGER, LEIGH SIDES, WITH THE O'REILLY AUTOMOTIVE CORPORATE OFFICE. THE GENERAL CONTRACTOR SHALL NOT PROCURE ANYONE TO INSTALL OR QUOTE THESE SYSTEMS UNLESS THEY HAVE BEEN ASKED TO DO SO BY LEIGH SIDES. PLEASE CONTACT LEIGH SIDES AT (417) 829-5712 IF A SYSTEM IS NEEDED OR IF THERE ARE ANY QUESTIONS.

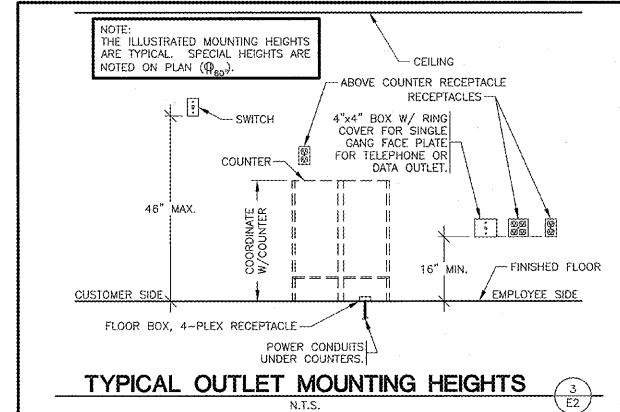
SEISMIC RESTRAINTS (ONLY REQUIRED FOR SEISMIC DESIGN CATEGORIES C,D,E,F)

CONTRACTOR TO REFER TO ARCHITECTURAL SHEET G1.1 FOR SEISMIC DESIGN CATEGORY.

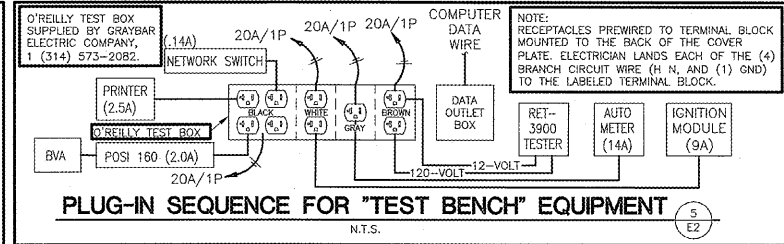
IF REQUIRED SEE SEISMIC DETAILS SHEET ME1.

Professional Engineer
No. 24988
Missouri
Craig A. Schneider
05/13

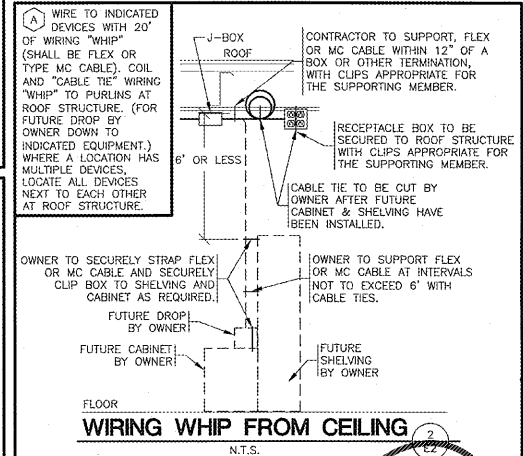
DRAWN BY: CEV



TYPICAL OUTLET MOUNTING HEIGHTS
N.T.S.



PLUG-IN SEQUENCE FOR "TEST BENCH" EQUIPMENT
N.T.S.

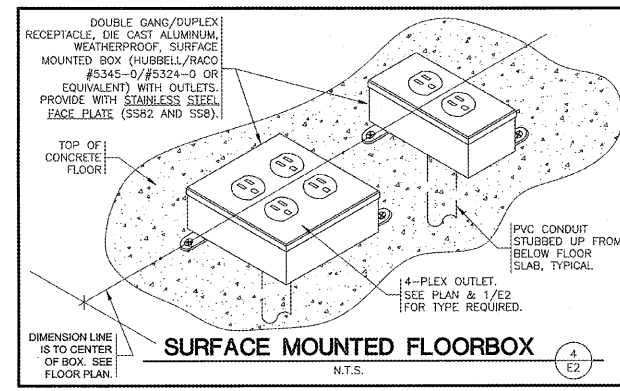


WIRING WHIP FROM CEILING
N.T.S.

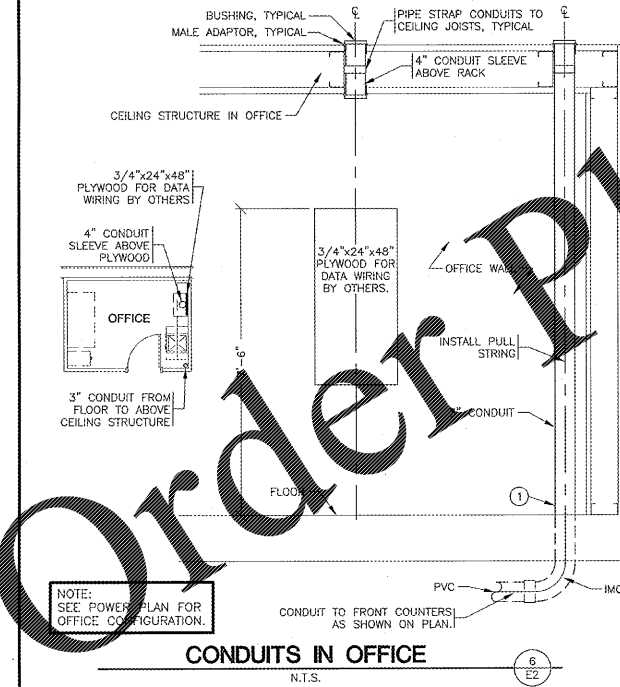
- KEYNOTES**
- 3" CONDUIT UNDERSLAB FROM COUNTER TO OFFICE FOR PHONE & DATA WIRING BY OWNER. STUB 3" CONDUIT TO A MINIMUM OF 2 FEET ABOVE FINISH FLOOR IN OFFICE. STUB 3" CONDUIT TO A MINIMUM OF 2-INCHES ABOVE FINISH FLOOR UNDER COUNTER. SEE DETAIL 1/E2.
 - TEST OUTLET BOX, 120V. INSTALL (2) DUPLEX OUTLETS EACH ON THEIR OWN CIRCUIT, (1) SINGLE OUTLET AND ONE CIRCUIT, (1) GROUNDING OUTLET ON ONE CIRCUIT & A COMPUTER DATA OUTLET BOX. SEE DETAIL 4/E2.
 - 4" CONDUIT UNDERSLAB FROM COUNTER TO PRINTER LOCATION. STUB 4" CONDUIT TO A MINIMUM OF 2-INCHES ABOVE FINISH FLOOR UNDER COUNTER AT PRINTER LOCATION. FOR OWNER TO INSTALL PRINTER CABLE.
 - SEE "E" FOR TRANSFER SWITCH SCHEDULE FOR POSITION OF CIRCUIT WIRES THROUGH TRANSFER SWITCH.
 - FLOOR 4-PLEX ISOLATED GROUND RECEPTACLE. SEE DETAIL 4/E2.
 - STUB 1/2" CONDUITS (FOR PHONE/DATA) TO A MINIMUM OF 2-INCHES ABOVE FINISH FLOOR. NO BOXES REQUIRED. TYPICAL OF ALL COUNTERS. SEE DETAIL.
 - PVC CONDUIT UNDERSLAB. RUN ONE PVC CONDUIT FROM EACH FLOOR RECEPTACLE TO PANEL LOCATION.
 - FLOOR DUPLEX RECEPTACLE (FOR COKE MACHINE) SEE DETAIL 4/E2 SIMILAR.
 - INSTALL JUNCTION BOXES FOR ENERGY MANAGEMENT SYSTEM DOOR POSITION SWITCHES AND WIRE TO CONTROLLING HVAC IN AREA OF BACK DOOR. PER EQUIPMENT SUPPLIER REQUIREMENTS. SEE SHEET VS1.
 - CONTRACTOR TO INSTALL J-BOX, CONDUIT, AND PULL STRING FOR FIRE ALARM. MOUNT J-BOX BELOW OPTIONAL CONVENIENCE OUTLET LOCATION. REFERENCE SHEET M2.

MARKING OF ELECTRICAL WORKING SPACE

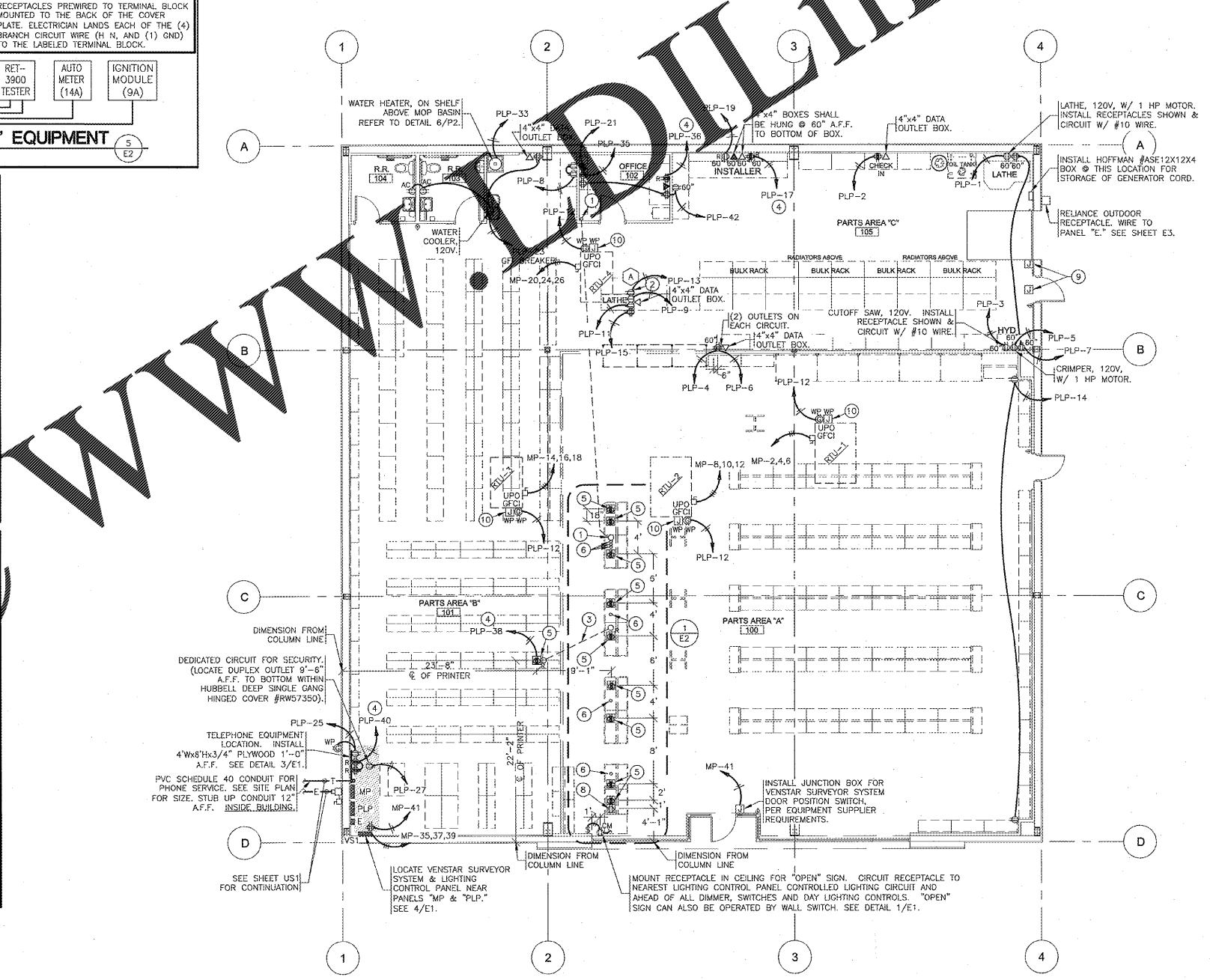
IN FRONT OF ALL METER PANELS, SUB PANELS, TRANSFORMERS, AND DISCONNECTS, PROVIDE A WORKING SPACE IN FRONT, ON THE FLOOR. RECTANGLE, PAINT WITH CONTRASTING COLOR, 4-INCH BRUSH STROKES WITH DIAGONAL LINES INSIDE, WITH 6-INCH LETTERS. "NO STORAGE" BLOCKED IN, AND/OR LARGE STICKER SAYING THE SAME THING. 4"-0" DEPTH TYPICAL AT ALL LOCATIONS.



SURFACE MOUNTED FLOORBOX
N.T.S.

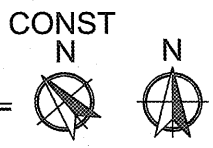


CONDUITS IN OFFICE
N.T.S.



POWER PLAN

SCALE: 1/8" = 1'-0"



SGE
SMITH-GOTH ENGINEERS, INC.
3855 S. JEFFERSON AVE. P: 417-882-2200
SPRINGFIELD, MO 65807 F: 417-882-1188
WWW.SMITH-GOTH.COM

Order Plans @

O'Reilly Auto Parts
CORPORATE OFFICES
233 SOUTH PATTERSON
SPRINGFIELD, MISSOURI 65802
(417) 862-2674 TELEPHONE

PROJECT: **NEW O'REILLY AUTO PARTS STORE**
PRICEVILLE, AL
HWY 67
POWER PLAN

COMM # 4160
DATE: 04-06-18
REVISION
DATE:

417.862.9558
417.862.9265
e-mail: architect@esteryschneider.com

1736 East Sunshine, Suite 417
Springfield, Missouri 65804

E2 of 4