

EXTERIOR LIGHT FIXTURE SCHEDULE											
ALL ITEMS LISTED ON THE "LIGHT FIXTURE SCHEDULE" WILL BE SUPPLIED BY THE OWNER (O'REILLY). ITEMS SHALL BE DIRECT ORDERED AND OR RELEASED FROM THE LISTED ELECTRICAL EQUIPMENT DISTRIBUTOR:				GRAYBAR ELECTRIC CO., INC. 11885 LACKLAND ROAD ST. LOUIS, MO 63146			GRAYBAR O'REILLY TEAM EMAIL: oreilly@graybar.com TOLL FREE: (314) 573-2080				
MARK	MFR.	CATALOG NUMBER	SUPPLY VOLTAGE	FINISH	MOUNTING		LAMPS		WATTAGE	NOTES	FIXTURE QUANTITY
					SURFACE WALL	OTHER	FLUORESCENT	LED			
WS1	LSI	XWM-FT-LED-DBL-50-UE-BRZ NO SUBSTITUTIONS	120	DARK BRONZE	X		X		59	FULL CUT-OFF, BUG RATING B1-U0-G1. ARCHITECTURAL ELEVATIONS SHOW DIMENSIONED LOCATIONS.	5
P1	LSI	XALM-FT-LED-SS-50-UE-BRZ-IL	120	DARK BRONZE		X	X		154	25' POLE LENGTH, ADVANCE BALLASTS, FULL CUT-OFF, NO SUBSTITUTIONS. ANCHOR BOLTS W/HARDWARE & TEMPLATE. WITH INTERNAL LOUVER HOUSE SIDE SHIELD, BUG RATING B2-U0-G3.	3

Statistics							
Description	Symbol	Avg	Max	Min	Max/Min	Avg/Min	Avg/Max
Parking	+	1.4 fc	6.6 fc	0.0 fc	N/A	N/A	N/A

**BACKLIGHT-UPLIGHT-GLARE (BUG) RATING / FULL CUTOFF**


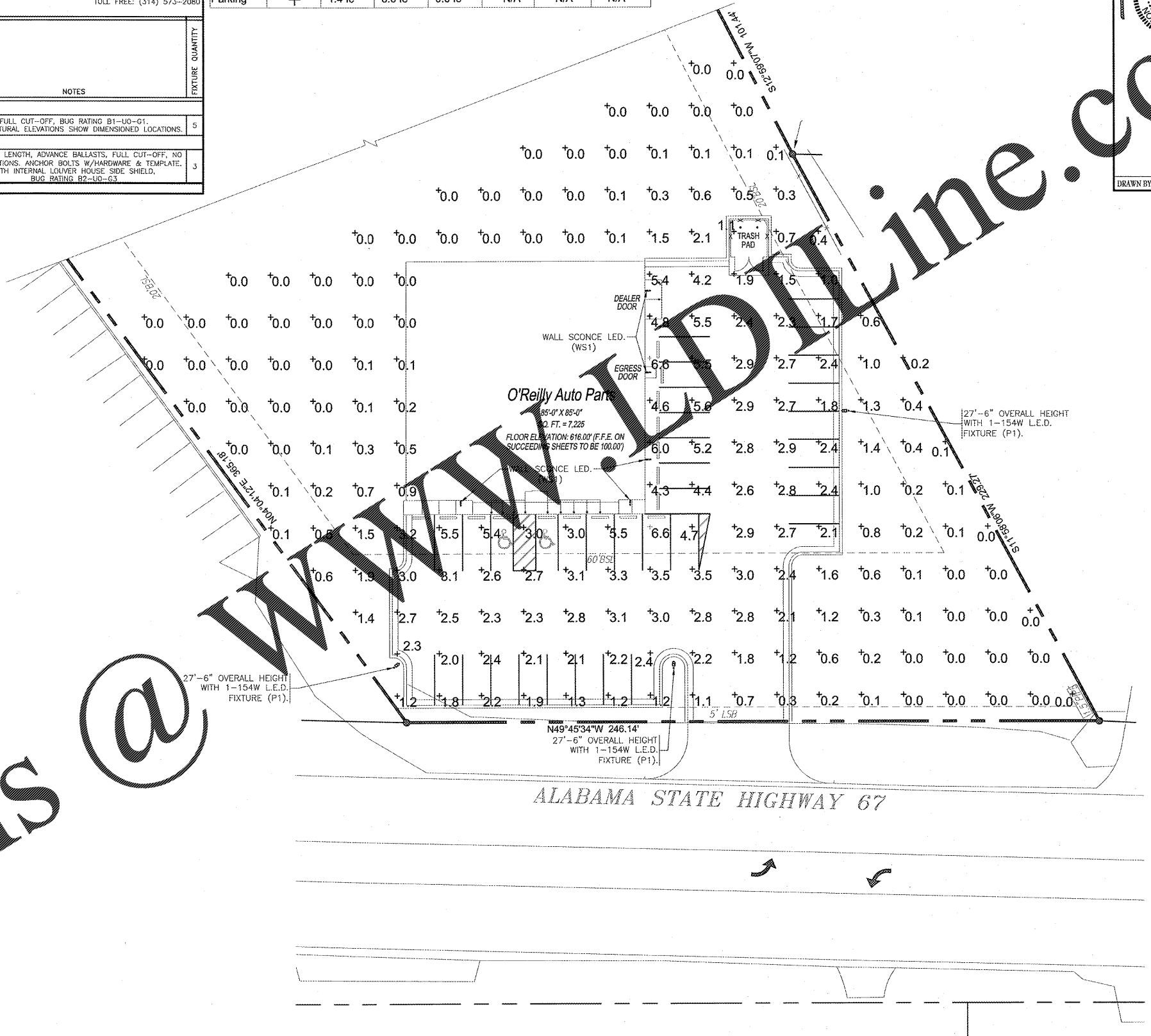
SEE CUT-SHEET BELOW OF EXTERIOR LIGHT FIXTURES. ALL OF THE LSI XALM & XWM LED FIXTURES HAVE ZERO UPLIGHT AND ARE CONSIDERED "FULL CUT OFF" AND DARKSKY COMPLIANT. BELOW ARE THE "BUG" RATINGS, AS TESTED TO IDENTIFY HOW MUCH OF THE LIGHT GOES BACKWARDS, UPWARDS AND TO THE GROUND. THE CHART BELOW SHOWS THAT THESE FIXTURES HAVE BUG RATINGS WITH (UPLIGHT) U = 0.

Fixture	Lumens	Watts	Lumens/Watt	B-S Class	Long. Class	BUG Rating
XALM-3-LED-SS-50-IL	15,647	154	102	Type III	Short	B1-U0-G3
XALM-SW-LED-SS-50-IL	11,831	153	77	Type III	Short	B2-U0-G2
XALM-FT-LED-SS-50-IL	14,352	154	93	Type IV	Short	B2-U0-G3
XWM-3-LED-06-50	6,571	54	122	Type III	Medium	B1-U0-G2
XWM-FT-LED-06-50	6,523	54	121	Type IV	Short	B1-U0-G2

**AUTOMATIC LIGHTING CONTROL**

COMPLIANCE WITH ENERGY CODE IS ACHIEVED BY:

- ONCE THE VENSTAR EMS HAS BEEN PROGRAMMED, THE INTERIOR AND EXTERIOR LIGHTS WILL TURN ON AND OFF USING THE FOLLOWING LOGIC: SEE SHEETS VS1, VS2 AND VS3.
  - INTERIOR WORK LIGHTS WILL TURN ON WITH FIRST MOTION IN THE STORE AND WILL TURN OFF 15 MINUTES AFTER LAST MOTION ONCE THE STORE IS CLOSED.
  - INTERIOR SALES LIGHTS WILL TURN ON AT STORE OPENING AND TURN OFF 15 MINUTES AFTER STORE CLOSING.
  - EXTERIOR SIGN LIGHTS WILL TURN ON WHEN ITS DARK ENOUGH OUTSIDE ANYTIME DURING STORE HOURS, AND WILL TURN OFF AT STORE CLOSING.
  - EXTERIOR SITE LIGHTS WILL TURN ON WHEN IT IS DARK ENOUGH OUTSIDE AND IT IS WITHIN STORE HOURS OR THERE IS MOTION IN THE STORE. THEY WILL TURN OFF 30 MINUTES AFTER LAST MOTION ONCE THE STORE IS CLOSED.
  - FOR NEW CONSTRUCTION LOCATIONS ONLY, THERE IS A TEMPORARY PROGRAM TO KEEP SIGN AND SITE LIGHTS ON UNTIL MIDNIGHT RATHER THAN THE TIMES INDICATED ABOVE. O'REILLY WILL DISABLE THIS PROGRAM ONE YEAR AFTER STORE OPENING.
- RESTROOMS AND OFFICES: ALL LIGHTING IN THESE AREAS ARE CONTROLLED BY OCCUPANT-SENSING DEVICES.



**CRAIG A. SCHNEIDER, AIA**  
ARCHITECT  
1736 East Sunshine, Suite 417  
Springfield, Missouri 65804  
Tel: 417.862.9558  
Fax: 417.862.9265  
e-mail: architec@cecityschneider.com

PROJECT:  
**NEW O'REILLY AUTO PARTS STORE**  
HWY 67  
PRICEVILLE, AL  
**SITE LIGHTING PHOTOMETRICS**

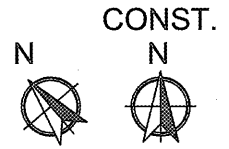
**O'Reilly AUTO PARTS**  
CORPORATE OFFICES  
233 SOUTH PATTERSON  
SPRINGFIELD, MISSOURI 65802  
(417) 862-2674 TELEPHONE

COMM # 4160  
DATE: 04-06-18  
REVISION  
DATE:

Order Plans @

**SITE LIGHTING PHOTOMETRICS**

SCALE: 1" = 20'-0"



3855 S. JEFFERSON AVE. P: 417-882-2200  
SPRINGFIELD, MO 65807 F: 417-882-1188  
WWW.SMITH-GOTH.COM