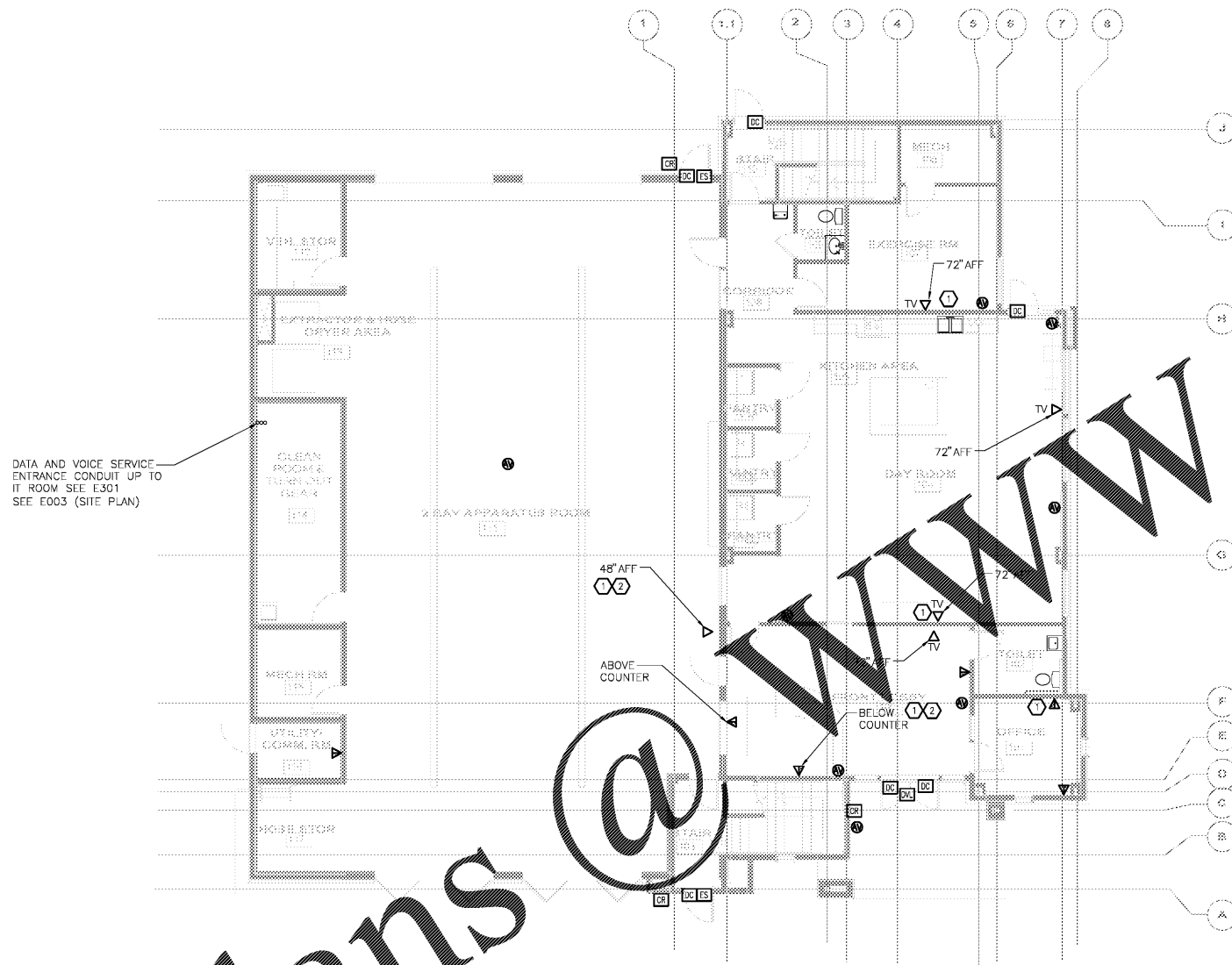


Order Plans



DATA AND VOICE SERVICE—
ENTRANCE CONDUIT UP TO
IT ROOM SEE E301
SEE E003 (SITE PLAN)

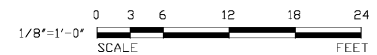
1 ELECTRICAL SYSTEMS - FIRST FLOOR PLAN
E300 SCALE: 1/4" = 1'-0"

GENERAL NOTES

- WHERE THIS SYMBOL IS SHOWN PROVIDE JUNCTION BOX AND 1" C WITH PULL STRING BACK TO CABLE TRAY. COORDINATE WITH SUMMIT SOLUTIONS FOR EXACT LOCATION AND REQUIREMENTS.
- SEE DRAWING E600 AND E601 FOR PANELBOARD SCHEDULES.

ELECTRICAL KEY NOTES

- FOR EACH VOICE/DATA OUTLET AND TV OUTLET PROVIDE AND INSTALL 1" C WITH PULL STRING FROM CABLE TRAY TO OUTLET BOX.
- INSTALL OUTLET BOX HORIZONTALLY AT 48" AFF.



CLAYTON COUNTY
NEW FIRE STATION #0
4175 OLD DIXIE
HIGHWAY
ATLANTA, GEORGIA
30304

CLAYTON COUNTY
FIRE DEPARTMENT



270 Peachtree Street, N.W.
Suite 1600
Atlanta, GA 30303
(M) 404.524.5800
(F) 404.584.1799
www.slking.com



ARCHITECTURE


INTERIOR DESIGN

LAND PLANNING

THE CONSULTING FIRM, LLC, INC.

1101 EAST CHERRY STREET, SUITE 200
ATLANTA, GEORGIA 30316

WORKSHEET NO. 07/26/2018



07/26/2018

SCALE: 1/8" = 1'-0"

DATE: 07/26/2018
PROJECT NO: 2017017
DRAWN BY: RL
CHECKED BY: PF

ELECTRICAL SYSTEMS - FIRST FLOOR PLAN

E300