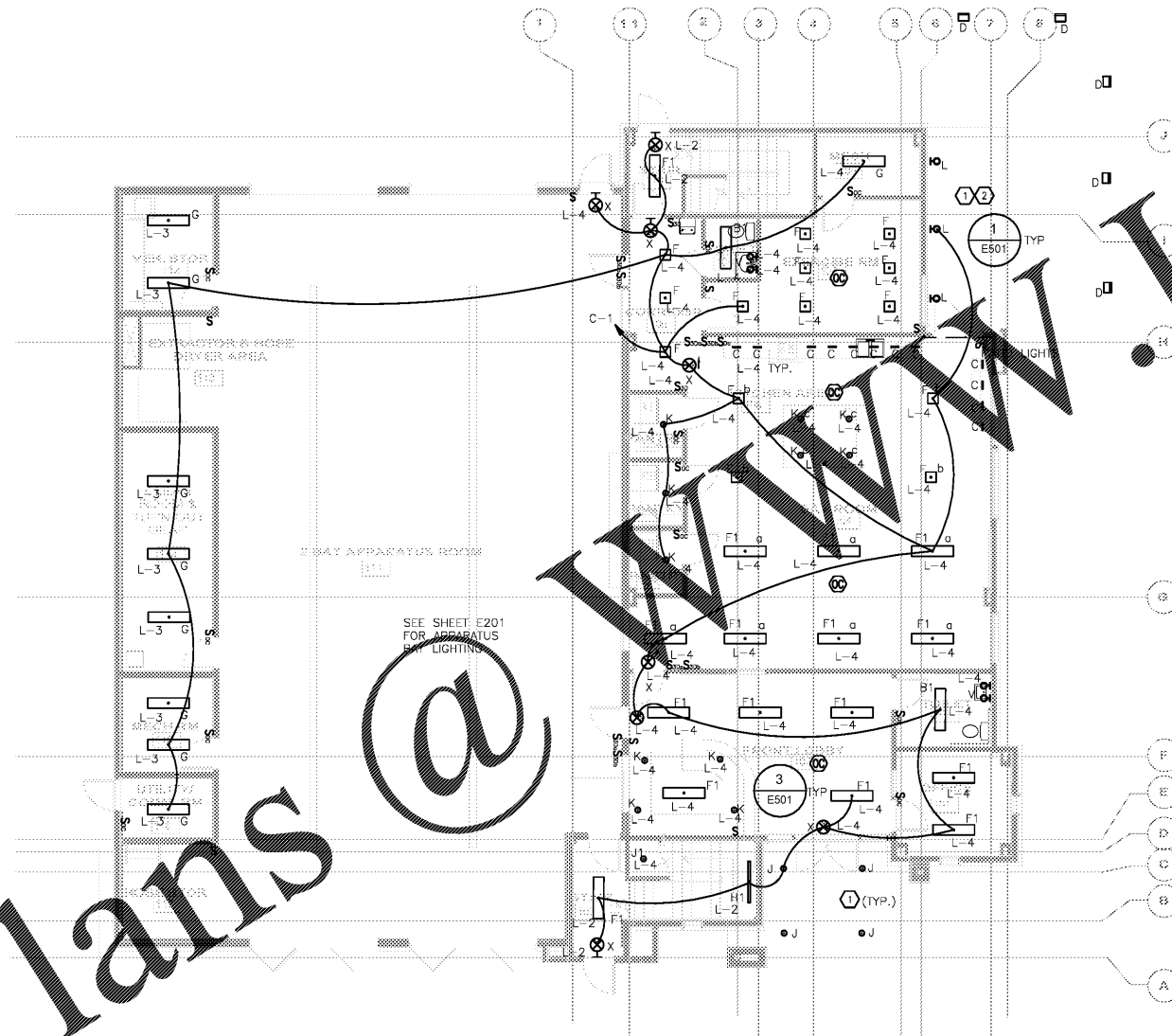


Order Plans



**1**  
E200  
ELECTRICAL LIGHTING - FIRST FLOOR PLAN  
SCALE: 1/8" = 1'-0"

www.ldonline.com

- ### GENERAL NOTES
1. PROVIDE MINIMUM 24" HORIZONTAL SPACE BETWEEN PANELS. DO NOT INSTALL DEVICES BACK TO BACK NEARLY FIRE RATED WALL.
  2. PROVIDE #10 CONDUCTORS FOR ANY 120V CIRCUIT OVER 100'. PROVIDE #8 CONDUCTORS FOR ANY CIRCUIT OVER 100'.
  - ALL FINISH LIGHTING LOCATIONS AND SELECTIONS TO BE DETERMINED BY ARCHITECT OR INTERIOR DESIGNER.
  4. PROVIDE SEALING PENETRATIONS IN EVERY FIRE RATED WALL AND FLOOR TO MAINTAIN THE WALL AND FLOOR RATING. SEE PENETRATION DETAILS SHEET E500.
  5. SEE DRAWINGS E600 THROUGH E601 FOR PANELBOARD SCHEDULES.
  6. SEE DRAWING E601 FOR LIGHTING FIXTURE SCHEDULE.  
SEE DRAWING E501 FOR EMERGENCY LIGHTING DETAIL.

- ### ELECTRICAL KEY NOTES
1. EXTERIOR LIGHTING SHOWN ON THIS DRAWING IS ON CIRCUIT L-5 AND IS CONTROLLED BY A PHOTOCELL.
  2. SEE SHEET E501 FOR DETAIL ON L FIXTURES.

CLAYTON COUNTY  
NEW FIRE STATION #0  
4175 OLD DIXIE  
HIGHWAY  
ATLANTA, GEORGIA  
30304  
  
CLAYTON COUNTY  
FIRE DEPARTMENT


**SLKING**  
*Associates, Inc.*  
ENGINEERS • PLANNERS • MANAGERS

270 Peachtree Street, N.W.  
Suite 1600  
Atlanta, GA 30303  
(M) 404.524.5800  
(F) 404.584.1799  
www.slking.com



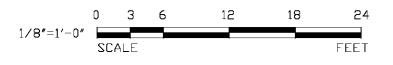
ARCHITECTURE  
INTERIOR DESIGN  
LAND PLANNING

150 CLAYTON COUNTY CENTER DRIVE  
CLAYTON COUNTY, GA 30330  
Phone: 404.278.0888  
www.roycearch.com



DATE: 07/26/2018  
PROJECT NO: 2017017  
DRAWN BY: RL  
CHECKED BY: PF

ELECTRICAL  
LIGHTING - FIRST  
FLOOR PLAN



E200