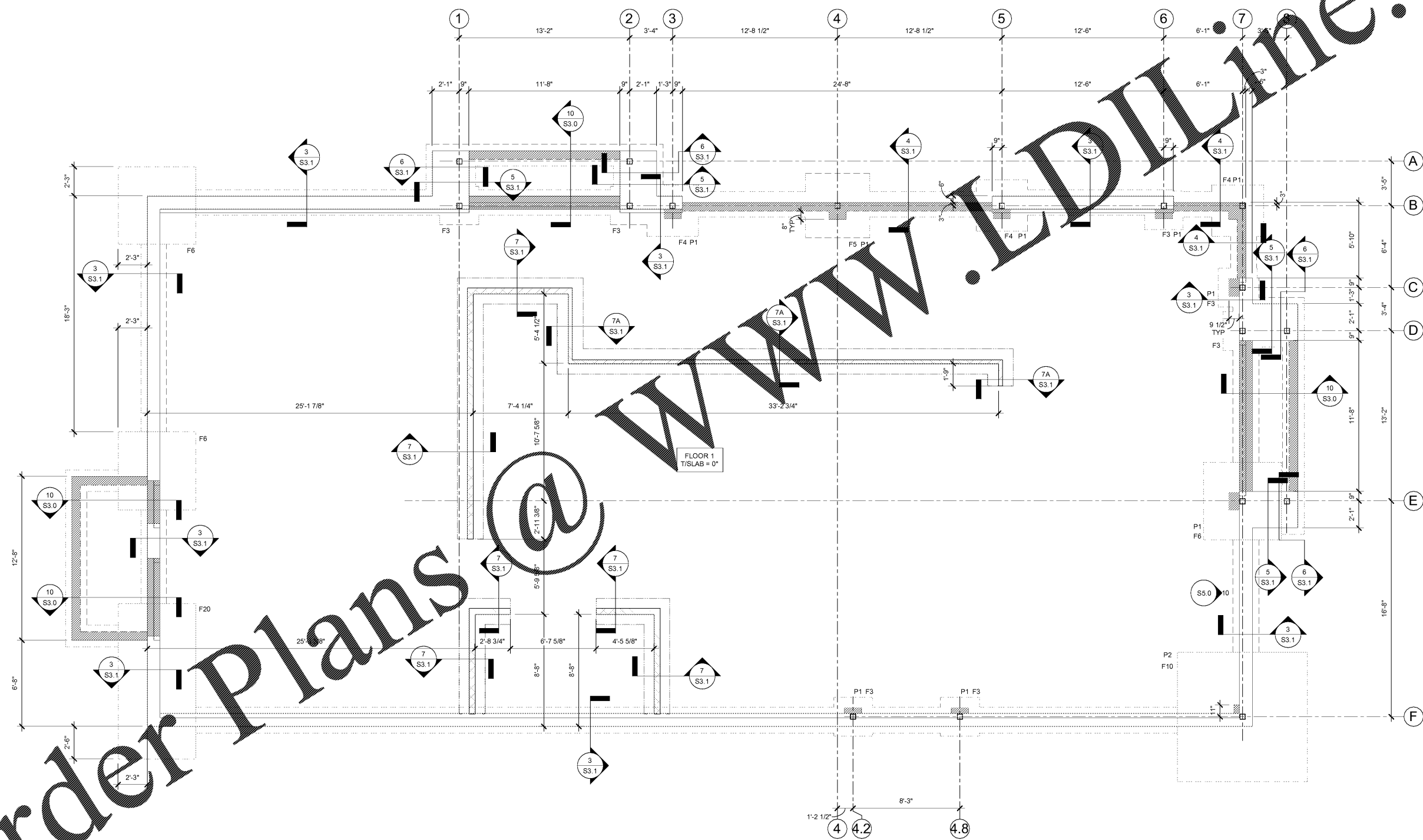
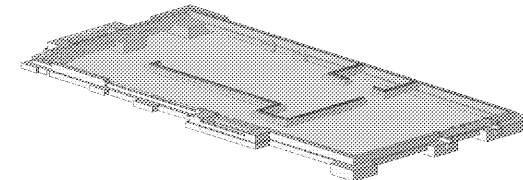


- FOUNDATION PLAN NOTES:**
1. SEE SHEET S0.1 FOR GENERAL NOTES AND S0.2 FOR SCHEDULES.
  2. FOR FOUNDATION WALL CONSTRUCTION JOINTS AND TYPICAL REINFORCING DETAILS, SEE SHEET S3.0.
  3. TOP OF EXTERIOR FOOTING ELEVATION = -1'-4" UNO.
  4. TOP OF PIER ELEVATION = -0'-8" UNO.
  5. SEE MECHANICAL DRAWINGS FOR HOUSEKEEPING PADS REQUIRED FOR MECHANICAL EQUIPMENT.
  6. SEE ARCHITECTURAL DRAWINGS FOR DOOR OPENING SIZES AND LOCATIONS IN WALLS.




**FOUNDATION PLAN**  
 SCALE: 1/4" = 1'-0"  
 1 S1.0

GEORGE SARFATTY, AIA  
 800 Green Street, Suite 415, Sarasota, Florida 34201  
 Phone: 941.554.1100 Fax: 941.554.1101  
 Copyright © 2018

**CORE engineering**  
 Client-focused | Creative  
 Collaborative | Communicative  
 12308 N. Corporate Pkwy, Suite 300  
 Mequon, WI 53092 | 262.236.9372  
 CAE Project #: 18040

**KRISPY KREME DOUGHNUTS**  
 1730 EAST 9 MILE ROAD  
 PENSACOLA, FL 32514



SEAL:

DATE: 08/01/18

PROJECT NO.: 18-004

CHECKED BY: Checker

DRAWN BY: Author

SHEET TITLE:  
**FOUNDATION PLAN**

SHEET NO.:

**S1.0**