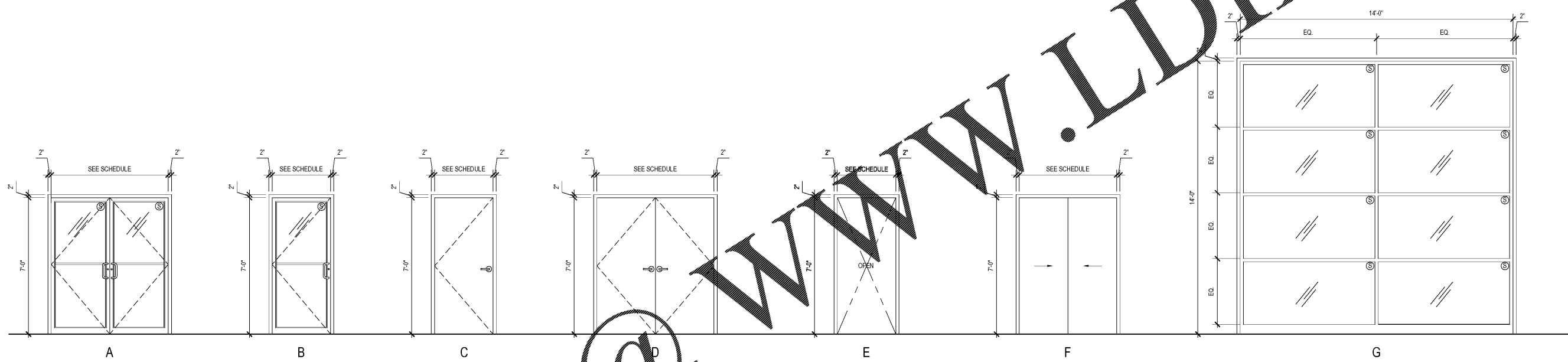
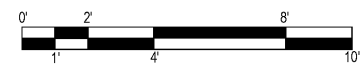
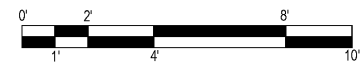



B WINDOW ELEVATIONS
SCALE: 3/8" = 1'-0"



A DOOR ELEVATIONS
SCALE: 3/8" = 1'-0"



GLAZING NOTES:
 1. GLAZING IN ALL SWINGING DOORS SHALL BE SAFETY GLAZING.
 2. GLAZING IN A FIXED PANEL ADJACENT TO A DOOR WITHIN A 24" ARC OF EITHER VERTICAL EDGE OF THE DOOR IN THE CLOSED POSITION AND WITHIN 60" VERTICAL DISTANCE OF THE ADJACENT WALKING SURFACE, SHALL BE SAFETY GLAZING.
 3. GLAZING IN FIXED PANELS THAT MEET ALL OF THE FOLLOWING CONDITIONS SHALL BE SAFETY GLAZING:
 -THE EXPOSED AREA OF AN INDIVIDUAL PANE IS > 9SF
 -THE BOTTOM EDGE OF GLAZING IS < 18" AFF
 -THE TOP EDGE OF GLAZING IS > 36" AFF
 -ONE OR MORE WALKING SURFACES ARE WITHIN 36" HORIZONTALLY OF THE PANE OF GLAZING.
 4. ALL FIXED EXTERIOR WINDOWS TO RECEIVE 1" INSULATED LOW E GLAZING.



DESIGN WORKS

FANNIN COUNTY:
722 Black Dog Trail
P.O. Box 639
Blue Ridge, GA 30513
Phone 706.374.4304

COBB COUNTY:
1480 Shiloh Road NW
Suite #300
Kennesaw, GA 30144
Phone 770.790.3655
Fax 770.790.3650

TITLE: DOOR & WINDOW ELEVATIONS

PROJECT: FANNIN CO. PUBLIC SAFETY COMPLEX
964 WINDY RIDGE ROAD
BLUE RIDGE, GA 30513

ISSUE:

ISSUE:	REVISIONS:

SEAL



DRAWN BY:

DATE:

K.W.

4.19.2017

PROJECT NO.

SHEET NO.:

1517

A-7.3