

REV.	DATE BY	DESCRIPTION
0	2018-02-23	60% SUBMITTAL
1	2018-04-13	FOR CONSTRUCTION
2	2018-06-01	FOR CONSTRUCTION

**SNG-1: ROOM IDENTIFICATION SIGN**

MANUFG: APCO USA  
 SERIES: IM SYSTEM / SIGN MATCH  
 TYPE: SIGN HOLDER W/ WINDOW SIGN PLAQUE INSERT  
 SIZE: 6" H X 6" W  
 FRAME: SH-86-VT WITH SLOTTED HOLDER  
 FINISH: A02 - BLACK; CORNER: SQUARE  
 INSERT: SI-86-1-A; ONE-PIECE SQUARE INSERT W/ INTEGRAL COLOR AND ONE WINDOW  
 COLOR: A47 - LIGHT GRAY  
 RAISED NUMBERS AT TOP OF PHENOLIC INSERT, WITH BRAILLE  
 ONE 15/16" H X 6" W SLOT TO ACCEPT PAPER MESSAGE STRIP  
 TOP LEFT CORNER: 1" H ROOM NUMBER TO BE PRINTED WITH RAISED COPY  
 NOTE: SEE INTERIOR SIGNAGE SCHEDULE FOR ROOM NUMBER DETAILS  
 FONT: (HM) HELVETICA MEDIUM | 1" H  
 COLOR: A02 - BLACK  
 DETAILS: SUPPLY PACKAGE THAT YIELDS 900 1" A47 LIGHT GRAY PAPER MESSAGE STRIPS  
 SNG-1'S THAT ARE APPLIED TO GLASS ARE TO RECEIVE  
 GLASS BACK UP PLATES. PLATES ARE MSV THIN VINYL, 10 MIL THICK, AND  
 SUBSURFACE PAINTED. PLATES HAVE PRESSURE SENSITIVE ADHESIVE ON THE BACK  
 AND ARE CUT THE SAME SHAPE AND SIZE AS THE OUTSIDE SNG-1 DIMENSIONS.  
 INSTALL: VINYL TAPE (VT); WALL MOUNT

**SNG-2: ROOM IDENTIFICATION SIGN**

MANUFG: APCO USA  
 SERIES: IM SYSTEM / SIGN MATCH  
 TYPE: SIGN HOLDER W/ WINDOW SIGN PLAQUE INSERT  
 SIZE: 6" H X 6" W  
 FRAME: SH-86-VT  
 FINISH: A02 - BLACK; CORNER: SQUARE  
 INSERT: SI-86-A; ONE-PIECE SQUARE INSERT W/ INTEGRAL COLOR  
 COLOR: A47 - LIGHT GRAY  
 RAISED NUMBERS AT TOP OF PHENOLIC INSERT, WITH BRAILLE | PRINTED COPY AT  
 LOWER LEFT  
 TOP LEFT CORNER: 1" H ROOM NUMBER TO BE PRINTED WITH RAISED COPY  
 NOTE: SEE INTERIOR SIGNAGE SCHEDULE FOR EXACT COPY AND ROOM NUMBER DETAILS  
 LOWER LEFT CORNER: ELECTRICAL (2 EA.), MECHANICAL/EQUIP (1EA.), MECHANICAL (1EA.),  
 STORAGE (2 EA.), BREAK ROOM (1EA.)  
 COLOR: A02 - BLACK  
 FONT: (HM) HELVETICA MEDIUM | 1" H - TOP LEFT  
 3/8" H - LOWER LEFT  
 INSTALL: VINYL TAPE (VT); WALL MOUNT

**SNG-3: EMERGENCY PLAN**

MANUFG: APCO USA  
 SERIES: IM SYSTEM / SIGN MATCH  
 TYPE: SIGN HOLDER W/ ACRYLIC PLAQUE INSERT  
 SIZE: 12" H X 12" W  
 FRAME: SH-12-12-VT  
 FINISH: A02 - BLACK; CORNER: SQUARE  
 INSERT: SI-1212EP | ONE-PIECE ACRYLIC INSERT W/ INTEGRAL COLOR  
 ONE PIECE WINDOW INSERT W/ HEADER  
 COLOR: A47 - LIGHT GRAY  
 COPY: EMERGENCY PLAN  
 COLOR: A02 - BLACK  
 FONT: (HM) HELVETICA MEDIUM | 1" H  
 INSTALL: VINYL TAPE (VT); WALL MOUNT

**SNG-4: RESTROOM SIGN**

MANUFG: APCO USA  
 SERIES: IM SYSTEM / SIGN MATCH  
 TYPE: SIGN HOLDER W/ ACRYLIC PLAQUE INSERT  
 SIZE: 8" H X 8" W  
 FRAME: SH-88-VT  
 FINISH: A02 - BLACK; CORNER: SQUARE  
 INSERT: SI-88-A | ONE-PIECE SQUARE INSERT W/ INTEGRAL COLOR  
 COLOR: A47 - LIGHT GRAY  
 COPY: MEN  
 (WITH STANDARD SYMBOL: S-14 - RESTROOM, MEN)  
 COLOR: A02 - BLACK  
 FONT: (HM) HELVETICA MEDIUM | 3/4" H  
 INSTALL: VINYL TAPE (VT); WALL MOUNT

**SNG-5: RESTROOM SIGN**

MANUFG: APCO USA  
 SERIES: IM SYSTEM / SIGN MATCH  
 TYPE: SIGN HOLDER W/ ACRYLIC PLAQUE INSERT  
 SIZE: 8" H X 8" W  
 FRAME: SH-88-VT FINISH: A02 - BLACK; CORNER: SQUARE  
 INSERT: SI-88-A | ONE-PIECE SQUARE INSERT W/ INTEGRAL COLOR  
 COLOR: A47 - LIGHT GRAY  
 COPY: WOMEN  
 (WITH STANDARD SYMBOL: S-15 - RESTROOM, WOMEN)  
 COLOR: A02 - BLACK  
 FONT: (HM) HELVETICA MEDIUM | 3/4" H  
 INSTALL: VINYL TAPE (VT); WALL MOUNT

**SNG-6: WORKSTATION SIGN**

MANUFG: APCO USA  
 SERIES: IM SERIES  
 DESCRIP: DESK HOLDER AND INSERT, SINGLE SIDED  
 FINISH: A02 - BLACK; CORNER: SQUARE  
 PAPER COLOR: LIGHT GRAY; FOR LASER PRINTED 1/2" LABELS  
 SIZE: 1-1/2" H X 8" W  
 NUMBERS: HOLDER - SH-158  
 INSERT - SI-158-CL  
 INSTALL: PANEL MOUNT & WALL MOUNT  
 LOCATION: WORKSTATIONS

**SIGNAGE RESOURCE CONTACT:**  
 APCO USA  
 CONTACT: WANDA GARRETT  
 PHONE: (404) 688-9000

**WAYFINDING  
 EGRESS PATH MARKING SYSTEM**

**EPM-1: PHOTO LUMINESCENT WALL STRIP**

MANUFG: BALCO USA  
 MODEL: PHOTO LUMINESCENT PERIMETER  
 DEMARCATION WALL STRIP  
 4211C; ILLUMITREAD™  
 NUMBER: 1  
 SIZE: 1" W X 120" L  
 MATERIAL: INTERNALLY ILLUMINATED; RIGID ALUMINUM SUBSTRATE WITH STRONTIUM  
 ALUMINATE PIGMENTS  
 WALL MOUNTED; SHALL BE INSTALLED CONTINUOUSLY WITHIN 6" OF THE FINISHED  
 FLOOR  
 LOCATION: STAIRS, SEE SIGNAGE PLANS AND SCHEDULE FOR DETAILS AND EXACT LOCATIONS

**EPM-2: EMERGENCY EXIT DIRECTIONAL SIGNAGE**

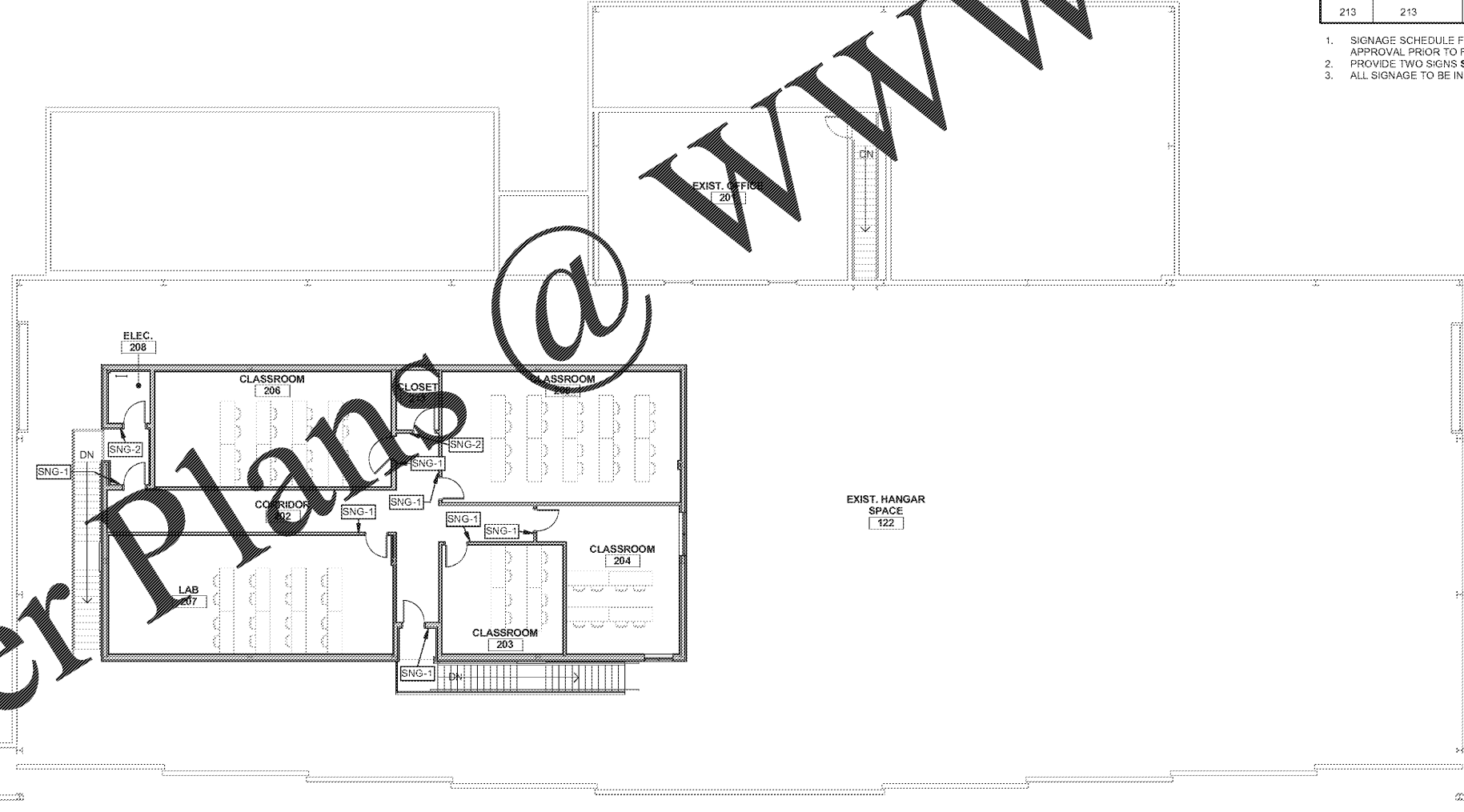
MANUFG: BALCO USA  
 MODEL: PHOTO LUMINESCENT EMERGENCY EXIT SIGNAGE  
 NUMBER: #1503  
 DESCRIP: DIRECTIONAL SIGNAGE: 'EXIT' SIGN  
 SIZE: 12.25" W X 5.25" H  
 MATERIAL: INTERNALLY ILLUMINATED; RIGID ALUMINUM SUBSTRATE WITH STRONTIUM  
 ALUMINATE PIGMENTS  
 DOOR MOUNT  
 INSTALL: SEE SIGNAGE PLANS AND SCHEDULE FOR DETAILS AND EXACT LOCATIONS  
 LOCATION: SEE SIGNAGE PLANS AND SCHEDULE FOR DETAILS AND EXACT LOCATIONS

**EGRESS PATH MARKING SYSTEM RESOURCE CONTACT:**  
 BALCO USA  
 CONTACT: CHRIS LYONS  
 PHONE: (770) 781-2785

SIGNAGE SCHEDULE						
ROOM NO	MESSAGE HEADER PANEL	INSERT PANEL	QUANTITY	TYPE	MOUNTING	REMARKS
101	101	INSTRUCTORS	1	SNG-1	WALL MOUNT	
102	102	MECHANICAL	1	SNG-2	WALL MOUNT	
103	103	STAFF	1	SNG-1	WALL MOUNT	
104	104	ADMIN SECTION	1	SNG-1	WALL MOUNT	
106	106	CHIEF/ CONFERENCE	1	SNG-1	WALL MOUNT	
107	107	NCOIC	1	SNG-1	WALL MOUNT	
108	108	STORAGE	1	SNG-2	WALL MOUNT	
109	109	BREAK ROOM	1	SNG-2	WALL MOUNT	
111	WOMEN		1	SNG-5	WALL MOUNT	
113	MEN		1	SNG-4	WALL MOUNT	
114	114		1	SNG-1	WALL MOUNT	
115	115	MECHANICAL	1	SNG-2	WALL MOUNT	
116	116	PROCESSING LAB	1	SNG-1	WALL MOUNT	
117	117	CARGO PROCESSING LAB	1	SNG-1	WALL MOUNT	
118	118	DISTANCE LEARNING	1	SNG-1	WALL MOUNT	
119	119	ELECTRICAL	1	SNG-2	WALL MOUNT	
120	120	CLASSROOM 1	1	SNG-1	WALL MOUNT	
121	121	CLASSROOM 2	1	SNG-1	WALL MOUNT	
122	122	PROGRAM MGRS AND TRAINING SECT	1	SNG-1	WALL MOUNT	
202	202	CORRIDOR	1	SNG-1	WALL MOUNT	
203	203	CLASSROOM 1	1	SNG-1	WALL MOUNT	
304	304	CLASSROOM 2	1	SNG-1	WALL MOUNT	
205	205	CLASSROOM 3	1	SNG-1	WALL MOUNT	
206	206	CLASSROOM 4	1	SNG-1	WALL MOUNT	
207	207	LAB	1	SNG-1	WALL MOUNT	
208	208	ELECTRICAL	1	SNG-2	WALL MOUNT	
213	213	CLOSET	1	SNG-2	WALL MOUNT	

- SIGNAGE SCHEDULE FOR ESTIMATING PURPOSE ONLY. REVIEW MESSAGE WITH CONTRACTING OFFICER FOR APPROVAL PRIOR TO FABRICATION.
- PROVIDE TWO SIGNS **SNG-1** AT THE BOTTOM OF THE STAIRS. INSERT PANEL TO READ ROOMS 201-213
- ALL SIGNAGE TO BE INSTALLED AT CORRECT HEIGHT FOR ADA COMPLIANT.

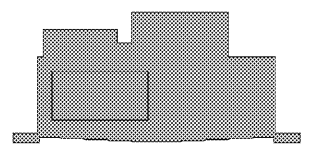
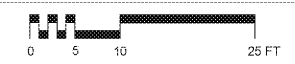
WWW.LDLINE.COM




SIGNAGE KEY	
SNG-1	ROOM IDENTIFICATION SIGN
SNG-2	ROOM IDENTIFICATION SIGN
SNG-3	EMERGENCY PLAN SIGN *
SNG-4	MEN'S ROOM SIGN
SNG-5	WOMEN'S ROOM SIGN
EMP-1	PHOTOLUMINESCENT WALL STRIP *
EMP-2	EMERGENCY EXIT DIRECTIONAL SIGNAGE (DOORMOUNT) *

\* LOCATE AS DIRECTED BY COR


1 IS102 OVERALL FLOOR PLAN - SECOND FLOOR  
 3/32" = 1'-0"



KEY PLAN



CIVIL ENGINEERING  
 94th AIRLIFT WING  
 DOBBINS AIR RESERVE BASE, GEORGIA



CROFT & ASSOCIATES  
 3400 Blue Springs Road,  
 Suite 200  
 Marietta, GA 30144  
 770.529.7144 (p)  
 770.529.7168 (f)  
 www.croftaa.com



REPAIR FACILITY & ADDITION  
 BUILDING 747  
 FGWB 08-0027  
 DOBBINS AIR RESERVE BASE, GEORGIA  
 SIGNAGE LOCATION PLAN - SECOND FLOOR  
 PROJECT CONTACT: robert.finn@us.af.mil

PROJECT	2017-238
LOCATION	J. MORGAN
DRAWING	M. GUNN
CONTRACT	J. MORGAN
DESIGNED	2018-06-01
CHECKED	34 OF 45

IS102