

REV.	DATE BY	DESCRIPTION
0	2018-02-23	6% SUBMITTAL
1	2018-04-13	FOR CONSTRUCTION
1	2018-06-01	FOR CONSTRUCTION

SNG-1: ROOM IDENTIFICATION SIGN

MANUFG: APCO USA
 SERIES: IM SYSTEM / SIGN MATCH
 TYPE: SIGN HOLDER W/ WINDOW SIGN PLAQUE INSERT
 SIZE: 6" H X 6" W
 FRAME: SH-86-VT WITH SLOTTED HOLDER
 FINISH: A02 - BLACK; CORNER: SQUARE
 INSERT: SI-86-1-A; ONE-PIECE SQUARE INSERT W/ INTEGRAL COLOR AND ONE WINDOW
 COLOR: A47 - LIGHT GRAY
 RAISED NUMBERS AT TOP OF PHENOLIC INSERT, WITH BRAILLE
 ONE 15/16" H X 6" W SLOT TO ACCEPT PAPER MESSAGE STRIP
 TOP LEFT CORNER, 1" H ROOM NUMBER TO BE PRINTED WITH RAISED COPY
 NOTE: SEE INTERIOR SIGNAGE SCHEDULE FOR ROOM NUMBER DETAILS
 FONT: (HM) HELVETICA MEDIUM | 1" H
 COLOR: A02 - BLACK
 DETAILS: SUPPLY PACKAGE THAT YIELDS 900 1" A47 LIGHT GRAY PAPER MESSAGE STRIPS
 SNG-1'S THAT ARE APPLIED TO GLASS ARE TO RECEIVE
 GLASS BACK UP PLATES. PLATES ARE MSV THIN VINYL, 10 MIL THICK, AND
 SUBSURFACE PAINTED. PLATES HAVE PRESSURE SENSITIVE ADHESIVE ON THE BACK
 AND ARE CUT THE SAME SHAPE AND SIZE AS THE OUTSIDE SNG-1 DIMENSIONS.
 INSTALL: VINYL TAPE (VT); WALL MOUNT

SNG-2: ROOM IDENTIFICATION SIGN

MANUFG: APCO USA
 SERIES: IM SYSTEM / SIGN MATCH
 TYPE: SIGN HOLDER W/ WINDOW SIGN PLAQUE INSERT
 SIZE: 6" H X 6" W
 FRAME: SH-86-VT
 FINISH: A02 - BLACK; CORNER: SQUARE
 INSERT: SI-86-2-A; ONE-PIECE SQUARE INSERT W/ INTEGRAL COLOR
 COLOR: A47 - LIGHT GRAY
 RAISED NUMBERS AT TOP OF PHENOLIC INSERT, WITH BRAILLE | PRINTED COPY AT
 LOWER LEFT
 COPY: TOP LEFT CORNER, 1" H ROOM NUMBER TO BE PRINTED WITH RAISED COPY
 NOTE: SEE INTERIOR SIGNAGE SCHEDULE FOR EXACT COPY AND ROOM NUMBER DETAILS
 LOWER LEFT CORNER: ELECTRICAL (2 EA.), MECHANICAL/EQUIP (1EA.), MECHANICAL (1EA.),
 STORAGE (2 EA.), BREAK ROOM (1EA.),
 COLOR: A02 - BLACK
 FONT: (HM) HELVETICA MEDIUM | 1" H - TOP LEFT
 3/8" H - LOWER LEFT
 INSTALL: VINYL TAPE (VT); WALL MOUNT

SNG-3: EMERGENCY PLAN

MANUFG: APCO USA
 SERIES: IM SYSTEM / SIGN MATCH
 TYPE: SIGN HOLDER W/ ACRYLIC PLAQUE INSERT
 SIZE: 12" H X 12" W
 FRAME: SH-1212-VT
 FINISH: A02 - BLACK; CORNER: SQUARE
 INSERT: SI-1212EP; ONE-PIECE ACRYLIC INSERT W/ INTEGRAL COLOR
 ONE PIECE WINDOW INSERT W/ HEADER
 COLOR: A47 - LIGHT GRAY
 COPY: EMERGENCY PLAN
 COLOR: A02 - BLACK
 FONT: (HM) HELVETICA MEDIUM | 1" H
 INSTALL: VINYL TAPE (VT); WALL MOUNT

SNG-4: RESTROOM SIGN

MANUFG: APCO USA
 SERIES: IM SYSTEM / SIGN MATCH
 TYPE: SIGN HOLDER W/ ACRYLIC PLAQUE INSERT
 SIZE: 8" H X 8" W
 FRAME: SH-88-VT
 FINISH: A02 - BLACK; CORNER: SQUARE
 INSERT: SI-88-A; ONE-PIECE SQUARE INSERT W/ INTEGRAL COLOR
 COLOR: A47 - LIGHT GRAY
 COPY: MEN
 (WITH STANDARD SYMBOL: S-14 - RESTROOM, MEN)
 COLOR: A02 - BLACK
 FONT: (HM) HELVETICA MEDIUM | 3/4" H
 INSTALL: VINYL TAPE (VT); WALL MOUNT

SNG-5: RESTROOM SIGN

MANUFG: APCO USA
 SERIES: IM SYSTEM / SIGN MATCH
 TYPE: SIGN HOLDER W/ ACRYLIC PLAQUE INSERT
 SIZE: 8" H X 8" W
 FRAME: SH-88-VT
 FINISH: A02 - BLACK; CORNER: SQUARE
 INSERT: SI-88-A; ONE-PIECE SQUARE INSERT W/ INTEGRAL COLOR
 COLOR: A47 - LIGHT GRAY
 COPY: WOMEN
 (WITH STANDARD SYMBOL: S-15 - RESTROOM, WOMEN)
 COLOR: A02 - BLACK
 FONT: (HM) HELVETICA MEDIUM | 3/4" H
 INSTALL: VINYL TAPE (VT); WALL MOUNT

SNG-6: WORKSTATION SIGN

MANUFG: APCO USA
 SERIES: IM SERIES
 DESCRIP: DESK HOLDER AND INSERT, SINGLE SIDED
 FINISH: A02 - BLACK; CORNER: SQUARE
 PAPER COLOR: LIGHT GRAY, FOR LASER PRINTED 1/2" LABELS
 SIZE: 1-1/2" H X 2" W
 NUMBERS: HOLDER - SH-158
 INSERT - SI-158-CL
 INSTALL: PANEL MOUNT & WALL MOUNT
 LOCATION: WORKSTATIONS

SIGNAGE RESOURCE CONTACT:
 APCO USA
 CONTACT: WANDA GARRETT
 PHONE: (404) 688-9000

**WAYFINDING
 EGRESS PATH MARKING SYSTEM**

EPM-1: PHOTO LUMINESCENT WALL STRIP

MANUFG: BALCO USA
 MODEL: PHOTO LUMINESCENT PERIMETER
 DEMARCATION WALL STRIP
 4211C; ILLUMITREAD™
 NUMBER: 1
 SIZE: 1" W X 120" L
 MATERIAL: INTERNALLY ILLUMINATED; RIGID ALUMINUM SUBSTRATE WITH STRONTIUM
 ALUMINATE PIGMENTS
 WALL MOUNTED; SHALL BE INSTALLED CONTINUOUSLY WITHIN 6" OF THE FINISHED
 FLOOR
 LOCATION: STAIRS. SEE SIGNAGE PLANS AND SCHEDULE FOR DETAILS AND EXACT LOCATIONS

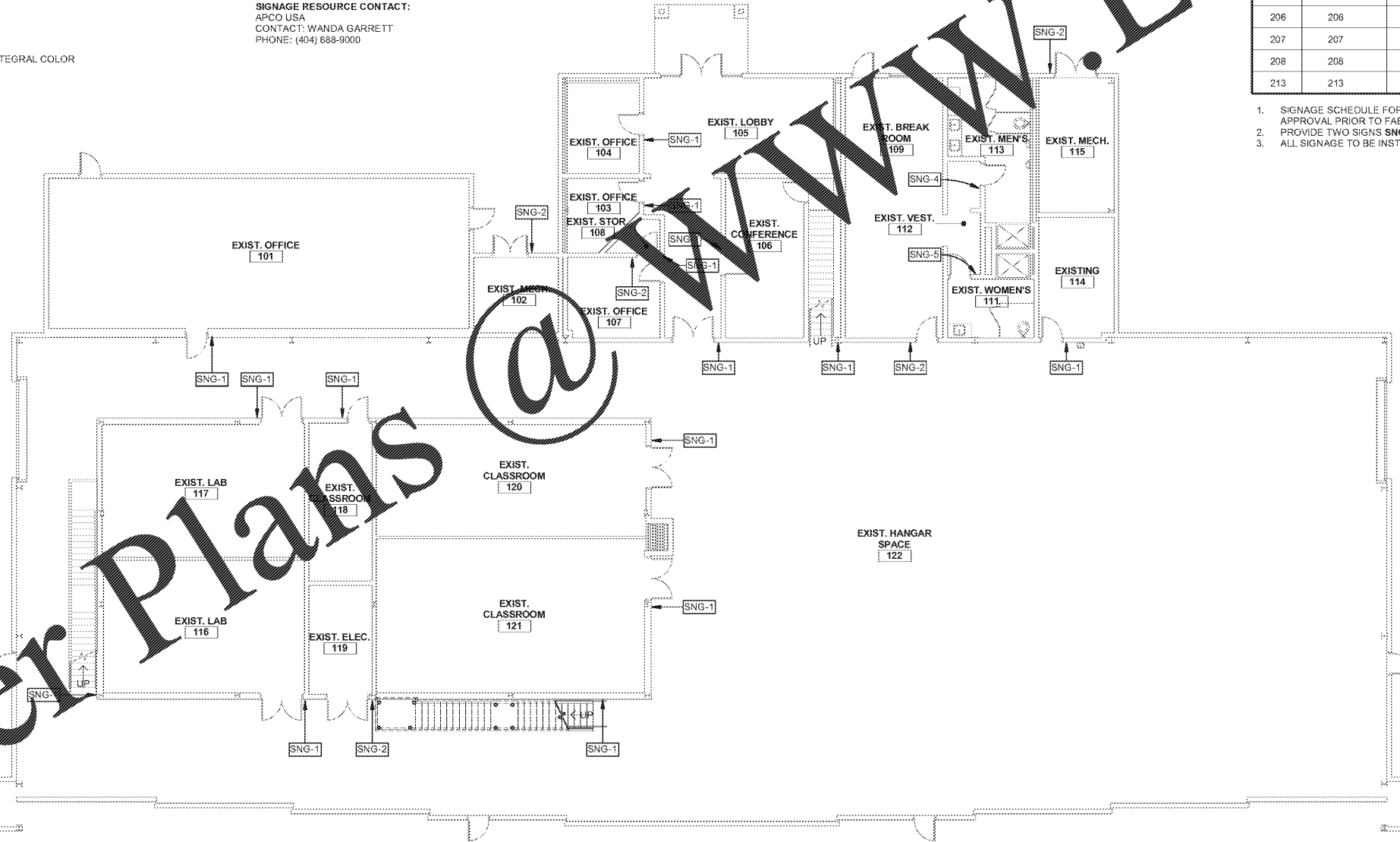
EPM-2: EMERGENCY EXIT DIRECTIONAL SIGNAGE

MANUFG: BALCO USA
 MODEL: PHOTO LUMINESCENT EMERGENCY EXIT SIGNAGE
 NUMBER: #1503
 DESCRIP: DIRECTIONAL SIGNAGE: EXIT SIGN
 12.25" W X 5.25" H
 MATERIAL: INTERNALLY ILLUMINATED; RIGID ALUMINUM SUBSTRATE WITH STRONTIUM
 ALUMINATE PIGMENTS
 DOOR MOUNT
 LOCATION: SEE SIGNAGE PLANS AND SCHEDULE FOR DETAILS AND EXACT LOCATIONS

EGRESS PATH MARKING SYSTEM RESOURCE CONTACT:
 BALCO USA
 CONTACT: CHRIS LYONS
 PHONE: (770) 781-2785

ROOM NO	MESSAGE HEADER PANEL	INSERT PANEL	QUANTITY	TYPE	MOUNTING	REMARKS
101	101	INSTRUCTORS	1	SNG-1	WALL MOUNT	
102	102	MECHANICAL	1	SNG-2	WALL MOUNT	
103	103	STAFF	1	SNG-1	WALL MOUNT	
104	104	ADMIN SECTION	1	SNG-1	WALL MOUNT	
106	106	CHIEF/ CONFERENCE	1	SNG-1	WALL MOUNT	
107	107	NCIC	1	SNG-1	WALL MOUNT	
108	108	STORAGE	1	SNG-2	WALL MOUNT	
109	109	BREAK ROOM	1	SNG-2	WALL MOUNT	
111	WOMEN		1	SNG-5	WALL MOUNT	
113	MEN		1	SNG-4	WALL MOUNT	
114	114		1	SNG-1	WALL MOUNT	
115	115	MECHANICAL	1	SNG-2	WALL MOUNT	
116	116	PROCESSING LAB	1	SNG-1	WALL MOUNT	
117	117	CARGO ACCESS LAB	1	SNG-1	WALL MOUNT	
118	118	DISTANCE LEARNING	1	SNG-1	WALL MOUNT	
119	119	ELECTRICAL	1	SNG-2	WALL MOUNT	
120	120	CLASSROOM 1	1	SNG-1	WALL MOUNT	
121	121	CLASSROOM 2	1	SNG-1	WALL MOUNT	
122	122	PROGRAM MGRS AND TRAINING SECT	1	SNG-1	WALL MOUNT	
202	202	CORRIDOR	1	SNG-1	WALL MOUNT	
203	203	CLASSROOM 1	1	SNG-1	WALL MOUNT	
304	304	CLASSROOM 2	1	SNG-1	WALL MOUNT	
205	205	CLASSROOM 3	1	SNG-1	WALL MOUNT	
206	206	CLASSROOM 4	1	SNG-1	WALL MOUNT	
207	207	LAB	1	SNG-1	WALL MOUNT	
208	208	ELECTRICAL	1	SNG-2	WALL MOUNT	
213	213	CLOSET	1	SNG-2	WALL MOUNT	


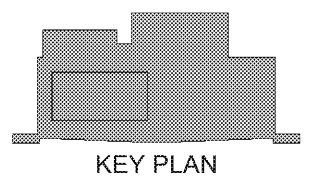
- SIGNAGE SCHEDULE FOR ESTIMATING PURPOSE ONLY. REVIEW MESSAGE WITH CONTRACTING OFFICER FOR APPROVAL PRIOR TO FABRICATION.
- PROVIDE TWO SIGNS SNG-1 AT THE BOTTOM OF THE STAIRS. INSERT PANEL TO READ ROOMS 201-213
- ALL SIGNAGE TO BE INSTALLED AT CORRECT HEIGHT FOR ADA COMPLIANT.




SIGNAGE KEY	
SNG-1	ROOM IDENTIFICATION SIGN
SNG-2	ROOM IDENTIFICATION SIGN
SNG-3	EMERGENCY PLAN SIGN *
SNG-4	MEN'S ROOM SIGN
SNG-5	WOMEN'S ROOM SIGN
EMP-1	PHOTOLUMINESCENT WALL STRIP *
EMP-2	EMERGENCY EXIT DIRECTIONAL SIGNAGE (DOORMOUNT) *

* LOCATE AS DIRECTED BY COR

1 IS101
 3/32" = 1'-0"
 0 5 10 25 FT
 PLAN NORTH



CIVIL ENGINEERING
 94th AIRLIFT WING
 DOBBINS AIR RESERVE BASE, GEORGIA



CROFT & ASSOCIATES
 3400 Blue Springs Road,
 Suite 200
 Marietta, GA 30144
 770.529.7744 (o)
 770.529.7768 (f)
 www.croft.com



REPAIR FACILITY & ADDITION
 BUILDING 747
 FGWB 08-0027
 DOBBINS AIR RESERVE BASE, GEORGIA
 SIGNAGE LOCATION PLAN-FIRST FLOOR
 PROJECT CONTACT: robert.finnist@us.af.mil

PROJECT	LOCATION	DRAWING	CONTACT
PROJECT No:	2017-238		
PROJ. OFFICER:	J. MORGAN		
DESIGNED:	M. GUNN		
CHECKED:	J. MORGAN		
DATE:	2018-06-01		
DRAWING	33	OF	45

IS101