

REV.	DATE	DESCRIPTION
0	2018-06-23	60% SUBMITTAL
1	2018-06-01	FOR CONSTRUCTION

- EQUIPMENT NOTES:**
- ALL EXISTING BULLETIN BOARDS, BULLETIN BOARD CABINETS AND MARKER BOARDS ARE TO BE REMOVED FROM THE WALLS FOR PAINTING, AND REINSTALLED IN THE EXACT SAME LOCATIONS AFTER PAINTING IS COMPLETE.
  - CONTRACTOR SHALL COORDINATE WHITEBOARD LOCATIONS WITH COR PRIOR TO BEGINNING WORK.

**CG-1: CORNER GUARDS**

MANUFG: INPRO CORPORATION  
 MODEL: TYPE 430 STAINLESS STEEL CORNER GUARD  
 NUMBER: 181240-430  
 SIZE: 1 1/2" X 1 1/2" X 48"H  
 FINISH: 90° WITH 1/8" RADIUS CORNER  
 GAUGE: SATIN FINISH STAINLESS STEEL  
 INSTALL: 16 GAUGE  
 SURFACE MOUNT; CEMENT-ON, HEAVY DUTY ADHESIVE

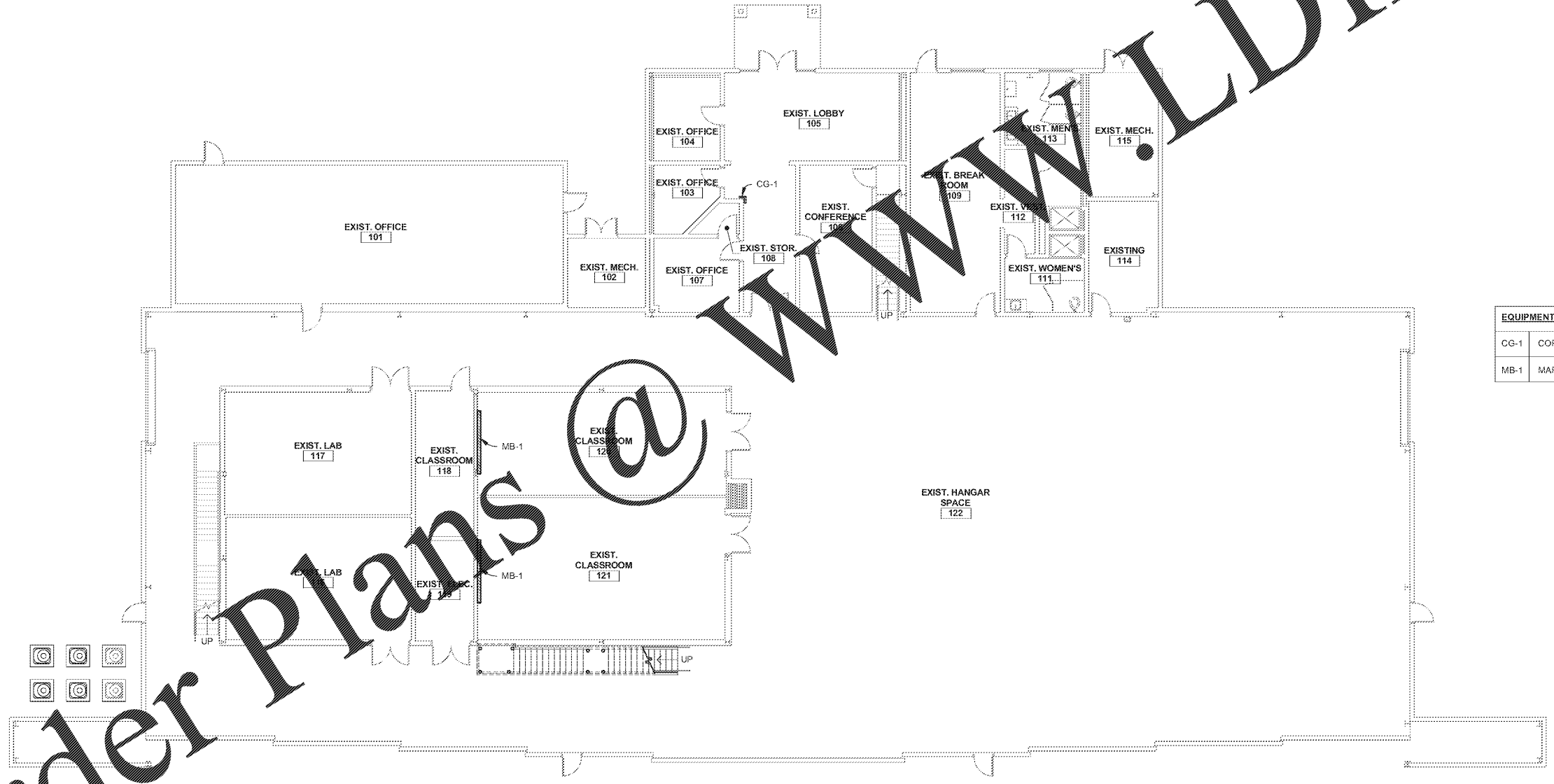
**RESOURCE CONTACT:**  
 INPRO CORPORATION  
 CONTACT: BURT HESSE  
 PHONE: (800) 222-5556 | EXT. 5461

**MB-1: MARKER BOARDS**

MANUFG: CLARIDGE PRODUCTS  
 MODEL: LCS DELUXE SERIES MARKER BOARD  
 NUMBER: LCS2048  
 SIZE: 96"W X 48"H  
 FINISH: SQUARE CORNER  
 DESCRIP: SATIN ANODIZED ALUMINUM FRAME  
 ENAMEL STEEL MARKERBOARD WITH DRY-ERASE SURFACE; 5/8" ALUMINUM FRAME;  
 FULL LENGTH MARKER TRAY; LCS II LOW GLOSS PORCELAIN WRITING SURFACE;  
 INCLUDES MARKERS AND ERASER

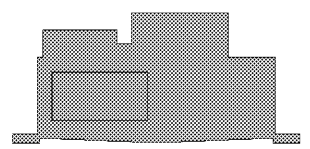
**RESOURCE CONTACT:**  
 CLARIDGE PRODUCTS  
 CONTACT: JUSTIN LOTT  
 PHONE: (334) 514-4524

EQUIPMENT SCHEDULE					
ROOM NO	ROOM NAME	QUANTITY	MARK	MOUNTING	REMARKS
105	LOBBY	1	CG-1	SURFACE MOUNT	
120	CLASSROOM 1	1	MB-1		
121	CLASSROOM 2	1	MB-1		
202	CORRIDOR	4	CG-1	SURFACE MOUNT	
203	CLASSROOM 1	1	MB-1		
204	CLASSROOM 2	1 / 1	CG-1/ MB-1		
205	CLASSROOM 3	1	MB-1		
206	CLASSROOM 4	1	MB-1		
207	LAB	1	MB-1		



EQUIPMENT KEY	
CG-1	CORNER GUARD
MB-1	MARKER BOARD

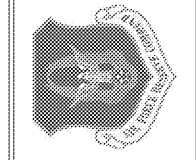
1  
 IE101  
 3/32" = 1'-0"  
 EQUIPMENT LOCATION PLAN- FIRST FLOOR  
 0 5 10 25 FT



KEY PLAN



CIVIL ENGINEERING  
 94th AIRLIFT WING  
 DOBBINS AIR RESERVE BASE, GEORGIA



CROFT & Associates  
 3400 Blue Springs Road,  
 Suite 200  
 Kennesaw, GA 30144  
 770.529.7744 (o)  
 770.539.7168 (f)  
 www.croftaa.com



REPAIR FACILITY & ADDITION  
 BUILDING 747  
 FGWB 08-0027  
 DOBBINS AIR RESERVE BASE, GEORGIA  
 EQUIPMENT LOCATION PLAN- FIRST FLOOR  
 PROJECT CONTRACT: 172  
 ROBERT.MORGAN@us.af.mil

PROJECT	LOCATION	DRAWING	CONTACT
PROJECT No:	2017-238		
PROJ. OFFICER:	J. MORGAN		
DESIGNED:	M. GUNN		
CHECKED:	J. MORGAN		
DATE:	2018-06-01		
DRAWING	31	OF	45