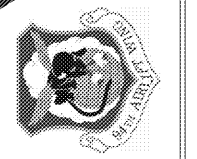


GENERAL STAIR NOTES:


1. PROVIDE HANDRAIL AT EACH SIDE OF STAIR RUNS, HEIGHT OF RAILING ABOVE TREADS AT NOSING EQUALS 34" (30" MIN - 34" MAX)
2. EXTEND HANDRAILS 12" PAST NOSING ON TOP OF TREAD AND 12" PLUS TREAD WIDTH BEYOND THE BOTTOM NOSING
3. RETURN AND TERMINATE ENDS OF HANDRAILS TO WALL OR POST
4. PROVIDE 1 1/2" CLEAR BETWEEN HANDRAIL AND WALL/HAND GRIP PORTION OF HANDRAILS 1 1/2" DIAM
5. TREAD SURFACES ARE TO BE SLIP RESISTANT
6. ALL EXPOSED EDGES OF TREADS TO BE SMOOTH, ROUNDED OR CHAMFERED, NO ABRUPT EDGES AT NOSING
7. NOSING PROJECTION PAST FACE OF RISER BELOW TO BE 1 1/2" MAXIMUM
8. RISERS - 7" MAX 4" MIN
9. TREADS - 11" MINIMUM
10. MAXIMUM VARIATION IN HEIGHT OF RISERS OR WIDTH OF TREADS IN ANY GIVEN FLIGHTS 1/4"
11. HEADROOM CLEARANCE: 6'-8" MINIMUM CLEAR
12. MAXIMUM VERTICAL DISTANCE BETWEEN STAIRWAY LANDINGS: 12'-0"
13. STAIR LANDINGS SHALL BE THE SAME WIDTH AND DEPTH AS THE STAIR IT SERVES, WITH MINIMUM DIMENSIONS OF 36" EACH WAY
14. PROVIDE HANDRAIL AT STAIRS AND 42" HIGH GUARD RAIL AT STAIR LANDINGS WITH CLEAR SPACE BETWEEN BALLUSTERS AND HORIZONTAL TOP RAIL AT 4" MAX. CLR. TYP.

CONSTRUCTION DOCS.

REV.	DATE	DESCRIPTION
A	2017-11-03	10% CONCEPT DESIGN
B	2017-12-22	65% SUBMITTAL
C	2018-02-23	95% SUBMITTAL
D	2018-04-13	FOR CONSTRUCTION
E	2018-06-01	FOR CONSTRUCTION



CIVIL ENGINEERING
94th AIRLIFT WING
 DOBBINS AIR RESERVE BASE, GEORGIA



CROFT & ASSOCIATES
 3400 Blue Springs Road,
 Suite 200
 Marietta, GA 30144
 770.529.7744 (p)
 770.529.7744 (f)
 www.croft.com

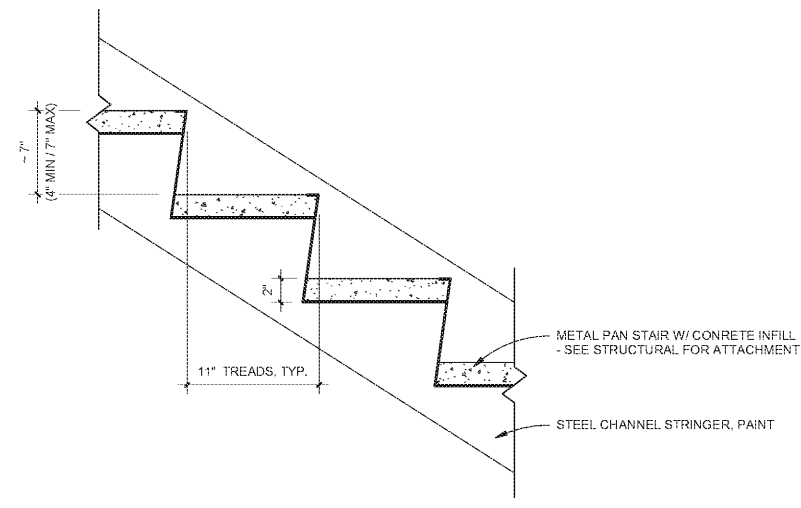


REPAIR FACILITY & ADDITION
BUILDING 747
 FGWB 08-0027
 DOBBINS AIR RESERVE BASE, GEORGIA

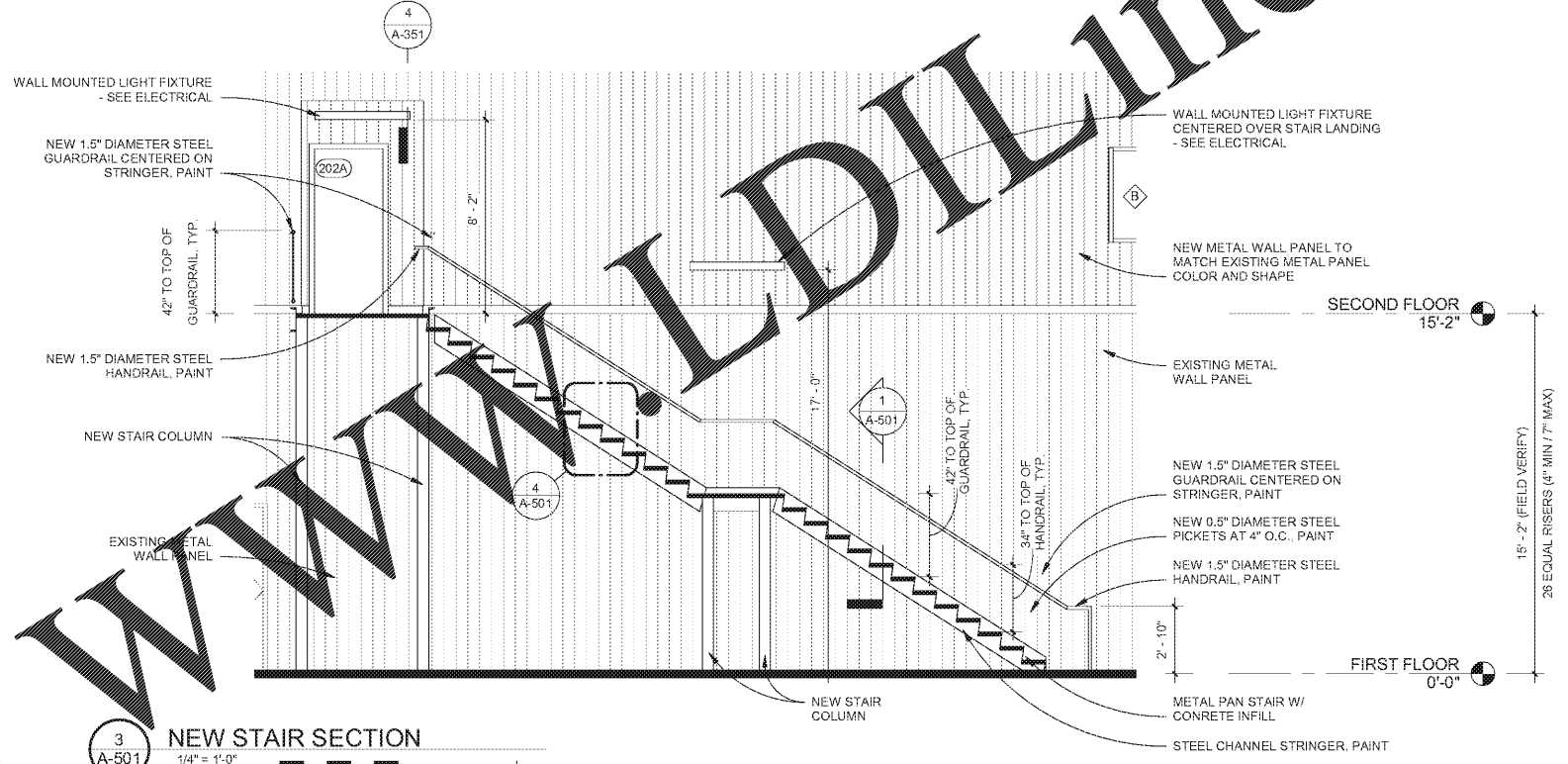
STAIR DETAILS
 PROJECT CONTRACT: 17-0132
 ROBERT.E.SMITH@us.af.mil

PROJECT	LOCATION	DRAWING	CONTRACT
PROJECT No.	2017-238		
PROJ. OFFICER	J. MORGAN		
DESIGNED	M. GUNN		
CHECKED	J. MORGAN		
DATE	2018-06-01		
DRAWING	26	OF	45

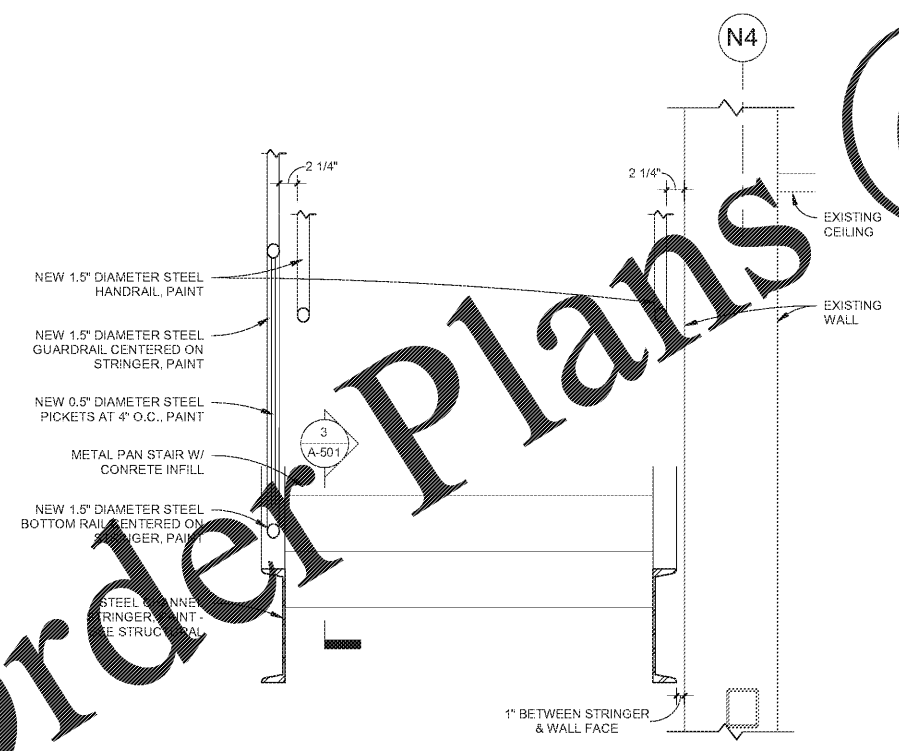
A-501



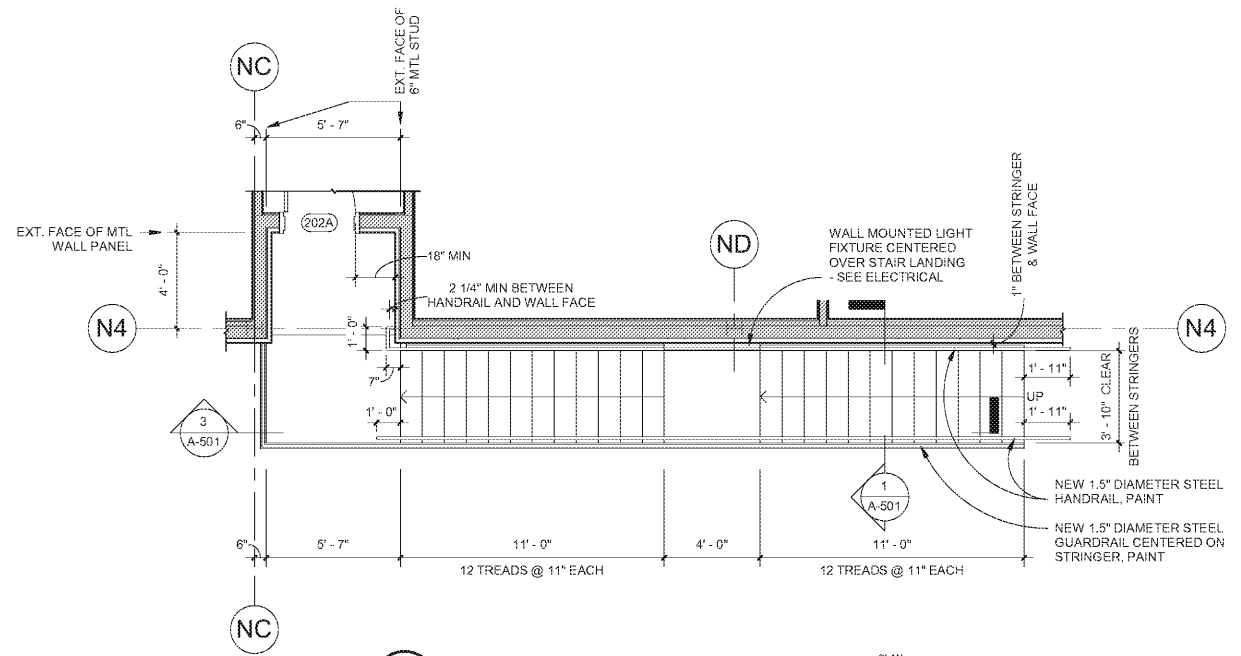
4 NEW STAIR SECTION
 1 1/2" = 1'-0"
 0 6" 1 2 FT



3 NEW STAIR SECTION
 1/4" = 1'-0"
 0 5 10 FT



1 NEW STAIR SECTION
 1" = 1'-0"
 0 6" 1 2 3 FT



2 ENLARGED STAIR PLAN
 1/4" = 1'-0"
 0 5 10 FT

Order Plans @ WWW.ALDIline.com