

GENERAL NOTES:


- DO NOT SCALE DRAWINGS. USE DIMENSIONS ONLY.
- CONTRACTOR SHALL VERIFY ALL DIMENSIONS AND JOB CONDITIONS AND NOTIFY COR IMMEDIATELY OF DISCREPANCIES BEFORE PROCEEDING WITH THE WORK.
- DOORS SHALL BE LOCATED 4" FROM THE ADJACENT WALL, UNLESS NOTED OTHERWISE.
- DIMENSIONS ARE TO FACE OF GWB OR GRIDLINE U.N.O.
- INTERIOR PARTITIONS TO BE STC 49 MINIMUM.

CONSTRUCTION DOCS.

REV.	DATE BY	DESCRIPTION
B	2017-12-27	65% SUBMITTAL
C	2018-02-23	65% SUBMITTAL
D	2018-04-13	FOR CONSTRUCTION
E	2018-06-01	FOR CONSTRUCTION



CIVIL ENGINEERING
94th AIRLIFT WING
 DOBBINS AIR RESERVE BASE, GEORGIA

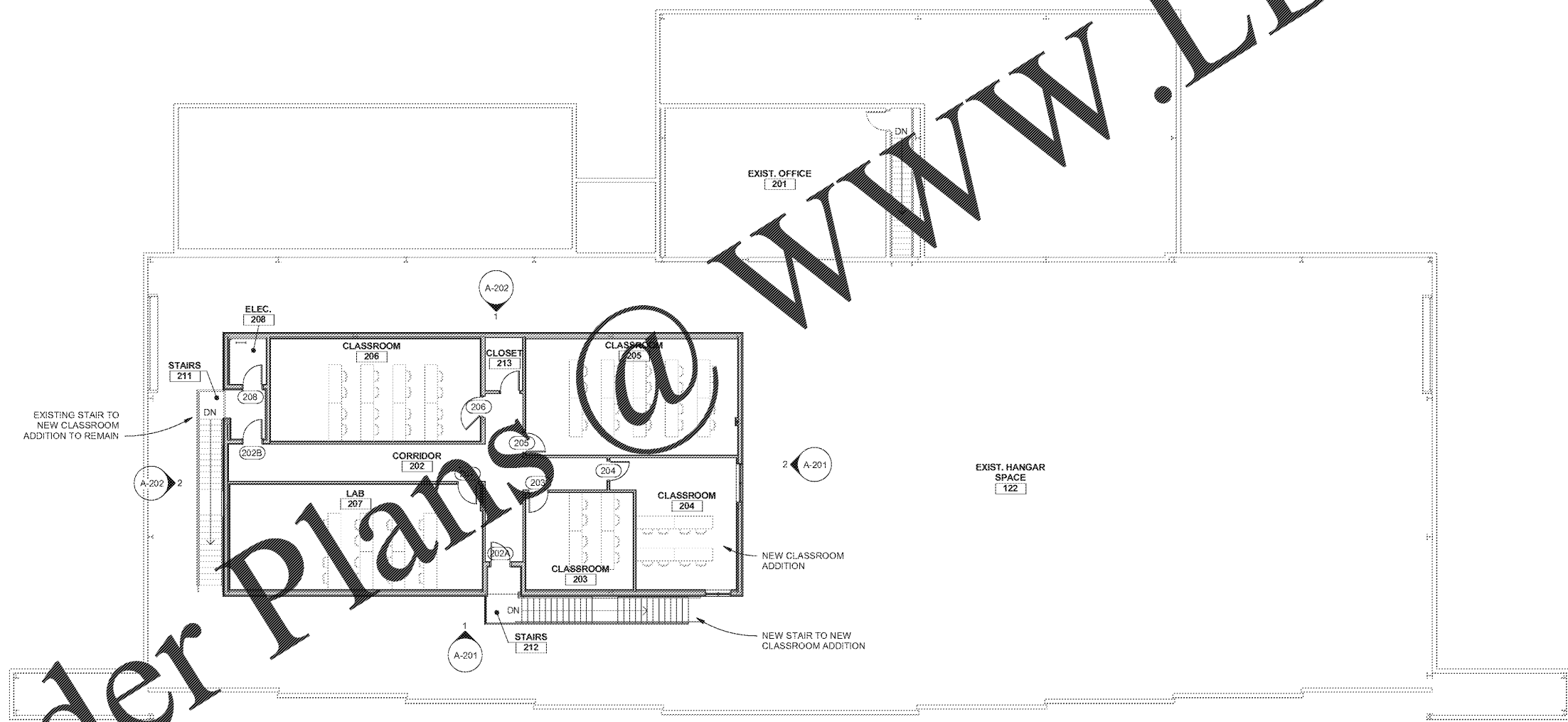


CROFT & ASSOCIATES
 3400 Blue Springs Road,
 Suite 200
 Kennesaw, GA 30144
 770.529.7744 (p)
 770.529.7168 (f)
 www.croftaa.com

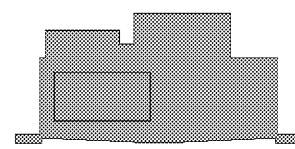
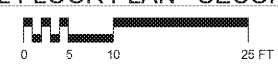


REPAIR FACILITY & ADDITION
BUILDING 747
 FGWB 08-0027
 DOBBINS AIR RESERVE BASE, GEORGIA
OVERALL FLOOR PLAN - SECOND FLOOR
 PROJECT CONTRACT: 17-012
 robert.ernst@us.af.mil

PROJECT	LOCATION	DRAWING	CONTACT
PROJECT No:	2017-238		
PROJ. OFFICER:	J. MORGAN		
DESIGNED:	M. GUNN		
CHECKED:	J. MORGAN		
DATE:	2018-06-01		
DRAWING	15	OF	45



1
A-102 OVERALL FLOOR PLAN - SECOND FLOOR
 3/32" = 1'-0"



KEY PLAN