

| DOOR SCHEDULE - SECTOR 'AA' | | | | | | | | | | | | |
|-----------------------------|----------|------------------------|-----------|-------------|-----------|-------|-------|-----|-----|-------|-------------|---------------|
| DOOR ID | ROOM NO. | ROOM NAME | SNGL/PAIR | DOOR SIZE | DOOR TYPE | FRAME | | | | MISC. | FIRE RATING | Notes/Remarks |
| | | | | | | MATL. | ELEV. | H | J | | | |
| AA01 | MP14 | CLUST | SNGL | 3'-0"x7'-0" | F-FRP | HM | HF01 | H1 | J1 | | | |
| AA02 | MP15 | BOYS | SNGL | 3'-0"x7'-0" | F-FRP | HM | HF01 | H2 | J1 | | | |
| AA03 | MP00 | LOWER GYM LOBBY | PAIR | 6'-0"x7'-0" | GG-FRP | HM | HF26 | H4 | J11 | | | |
| AA04 | MP16 | STOR. | PAIR | 6'-0"x7'-0" | F-FRP | HM | HF02 | H2 | J1 | | | |
| AA05 | MP17 | B-BALL STOR. | PAIR | 6'-0"x7'-0" | F-FRP | HM | HF02 | H2 | J1 | | | |
| AA06 | MP18 | IDF | SNGL | 3'-0"x7'-0" | F-FRP | HM | HF01 | H2 | J1 | | | |
| AA07 | MP21 | MECH/ ELEC. | PAIR | 7'-0"x7'-0" | F-FRP | HM | HF21* | H10 | J10 | | | |
| AA08 | MP19 | CONF | SNGL | 3'-0"x7'-0" | N1-W | HM | HF10* | H1 | J1 | | | |
| AA09 | MP20 | CONF | SNGL | 3'-0"x7'-0" | N1-W | HM | HF10* | H1 | J1 | | | |
| AA10 | MP01.01 | MULTI-PURPOSE GYM HALL | PAIR | 6'-0"x7'-0" | GG-FRP | HM | HF20* | H10 | J10 | | | |
| AA11 | MP01 | MULTI-PURPOSE GYM | PAIR | 6'-0"x7'-0" | GG-FRP | HM | HF22* | H10 | J8 | | | |
| AA12 | MP03 | CHAIR STOR. | PAIR | 6'-0"x7'-0" | F-FRP | HM | HF02 | H3 | J3 | | | |
| AA13 | MP04 | STOR. | PAIR | 6'-0"x7'-0" | F-FRP | HM | HF02 | H3 | J3 | | | |
| AA14 | MP01 | MULTI-PURPOSE GYM | PAIR | 6'-0"x7'-0" | GG-FRP | HM | HF22* | H10 | J8 | | | |
| AA15 | MP01.01 | MULTI-PURPOSE GYM HALL | PAIR | 6'-0"x7'-0" | GG-FRP | HM | HF20* | H10 | J10 | | | |
| AA16 | MP05 | BOYS LOCKER | SNGL | 3'-0"x7'-0" | F-FRP | HM | HF01 | H2 | J1 | | | |
| AA17 | MP06 | BOYS COACH | SNGL | 3'-0"x7'-0" | N1-FRP | HM | HF14* | H1 | J1 | | | |
| AA18 | MP08.01 | RR | SNGL | 3'-0"x7'-0" | F-FRP | HM | HF01 | H2 | J1 | | | |
| AA19 | MP07 | ELEC. | PAIR | 6'-0"x7'-0" | F-FRP | HM | HF02 | H2 | J1 | | | |
| AA20 | MP08 | GIRLS COACH | SNGL | 3'-0"x7'-0" | N1-FRP | HM | HF14* | H1 | J1 | | | |
| AA21 | MP08.01 | RR | SNGL | 3'-0"x7'-0" | F-FRP | HM | HF01 | H2 | J1 | | | |
| AA22 | MP10 | ROOF ACCESS | SNGL | 3'-0"x7'-0" | F-FRP | HM | HF01 | H2 | J1 | | | |
| AA23 | MP09 | GIRLS LOCKER | SNGL | 3'-0"x7'-0" | F-FRP | HM | HF01 | H2 | J1 | | | |
| AA24 | MP11 | ATH. STOR. | PAIR | 6'-0"x7'-0" | F-FRP | HM | HF02 | H2 | J1 | | | |
| AA25 | MP12 | P.E. STOR. | PAIR | 6'-0"x7'-0" | F-FRP | HM | HF02 | H2 | J1 | | | |
| AA26 | MP13 | GIRLS | SNGL | 3'-0"x7'-0" | F-FRP | HM | HF01 | H2 | J1 | | | |

| DOOR SCHEDULE - SECTOR 'A' | | | | | | | | | | | | |
|----------------------------|----------|-----------------|-----------|-------------|-----------|-------|-------|-----|-----|-------|-------------|---------------|
| DOOR ID | ROOM NO. | ROOM NAME | SNGL/PAIR | DOOR SIZE | DOOR TYPE | FRAME | | | | MISC. | FIRE RATING | Notes/Remarks |
| | | | | | | MATL. | ELEV. | H | J | | | |
| A08 | MP00.01 | CORRIDOR | PAIR | 6'-0"x7'-0" | GG-W | HM | HF13 | H10 | J8 | | | |
| A09 | MP00.01 | CORRIDOR | PAIR | 6'-0"x7'-0" | G-W | HM | HF13 | H10 | J8 | | | |
| A10 | MP00 | LOWER GYM LOBBY | PAIR | 6'-0"x7'-0" | GG-FRP | HM | HF27 | H4 | J4 | | | |
| A11 | MP00 | LOWER GYM LOBBY | PAIR | 6'-0"x7'-0" | GG-FRP | HM | HF27 | H4 | J11 | | | |

| DOOR SCHEDULE - SECTOR 'B' | | | | | | | | | | | | |
|----------------------------|----------|---------------|-----------|-------------|-----------|-------|-------|-----|-----|-------|-------------|-----------------------|
| DOOR ID | ROOM NO. | ROOM NAME | SNGL/PAIR | DOOR SIZE | DOOR TYPE | FRAME | | | | MISC. | FIRE RATING | Notes/Remarks |
| | | | | | | MATL. | ELEV. | H | J | | | |
| B03 | 300.02 | CORRIDOR | PAIR | 6'-0"x7'-0" | GG-FRP | HM | HF08 | H10 | J8 | | | |
| B04 | 301 | STRING | PAIR | 6'-0"x7'-0" | N1-W | HM | HF08 | H1 | J1 | | | |
| B05 | 301.01 | OFFICE | SNGL | 3'-0"x7'-0" | G-W | HM | HF08 | H1 | J1 | | | |
| B08 | 301.02 | PRACTICE | SNGL | 3'-0"x7'-0" | N1-W | HM | HF04 | H1 | J1 | | | |
| B07 | 301.03 | LIBRARY | SNGL | 3'-0"x7'-0" | N1-W | HM | HF01 | H2 | J1 | | | |
| B08 | | | SNGL | 3'-0"x7'-0" | N1-FRP | HM | HF10 | H10 | J10 | | | |
| B09 | 301.04 | INSTRU. STOR. | SNGL | 3'-0"x7'-0" | N1-W | HM | HF01 | H2 | J1 | | | |
| B10 | 301.05 | UNIFORM | SNGL | 3'-0"x7'-0" | N1-W | HM | HF01 | H2 | J1 | | | |
| B11 | 300.02 | CORRIDOR | PAIR | 6'-0"x7'-0" | G-W | HM | HF17 | H4 | J4 | | | |
| B15 | 300.02 | CORRIDOR | PAIR | 6'-0"x7'-0" | G-W | HM | HF17 | H4 | J11 | | | NEW DOOR - SEE NOTE 1 |

| DOOR SCHEDULE - SECTOR 'D' | | | | | | | | | | | | |
|----------------------------|----------|-----------|-----------|---------------|-----------|-------|-------|-----|-----|-------|-------------|-------------------|
| DOOR ID | ROOM NO. | ROOM NAME | SNGL/PAIR | DOOR SIZE | DOOR TYPE | FRAME | | | | MISC. | FIRE RATING | Notes/Remarks |
| | | | | | | MATL. | ELEV. | H | J | | | |
| D05 | 100 | CORRIDOR | PAIR | 6'-0"x7'-0" | GG-FRP | HM | HF13 | H4 | J11 | | | |
| D06 | 100 | CORRIDOR | SNGL | 12'-7"x11'-0" | OCG | OCG | H13 | J12 | | | | F.V. OPENING SIZE |

| DOOR SCHEDULE - SECTOR 'E' | | | | | | | | | | | | |
|----------------------------|----------|-----------|-----------|---------------|-----------|-------|-------|-----|-----|-------|-------------|-------------------|
| DOOR ID | ROOM NO. | ROOM NAME | SNGL/PAIR | DOOR SIZE | DOOR TYPE | FRAME | | | | MISC. | FIRE RATING | Notes/Remarks |
| | | | | | | MATL. | ELEV. | H | J | | | |
| E02 | | ENTRY | | 12'-0"x11'-0" | OCG | | | H14 | J12 | | | F.V. OPENING SIZE |
| E18 | 200 | CORRIDOR | PAIR | 6'-0"x7'-0" | GG-FRP | HM | HF13 | H4 | J11 | | | |

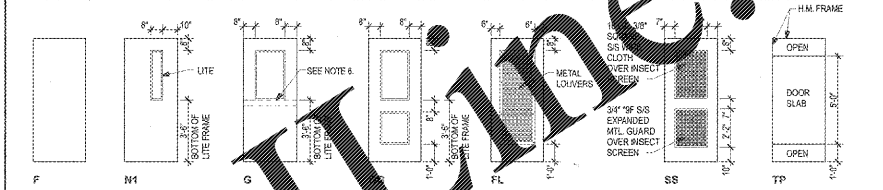
| DOOR SCHEDULE - SECTOR 'F' | | | | | | | | | | | | |
|----------------------------|----------|-----------|-----------|---------------|-----------|-------|-------|-----|-----|-------|-------------|-------------------|
| DOOR ID | ROOM NO. | ROOM NAME | SNGL/PAIR | DOOR SIZE | DOOR TYPE | FRAME | | | | MISC. | FIRE RATING | Notes/Remarks |
| | | | | | | MATL. | ELEV. | H | J | | | |
| F03 | 200 | CORRIDOR | | 12'-0"x11'-0" | OCG | | | H14 | J12 | | | F.V. OPENING SIZE |

| DOOR SCHEDULE - TOILET STALL DOORS | | | | | | | | | | | | |
|------------------------------------|----------|------------|-----------|-------------|-----------|-------|-------|----|--------|-----------|-------------|---------------|
| DOOR ID | ROOM NO. | ROOM NAME | SNGL/PAIR | DOOR SIZE | DOOR TYPE | FRAME | | | | MISC. | FIRE RATING | Notes/Remarks |
| | | | | | | MATL. | ELEV. | H | J | | | |
| TB | MP09.01 | TLT/ SHWR. | SNGL | 2'-6"x7'-2" | TP-FRP | HM | TP1 | H1 | BA1.35 | COAT HOOK | | |
| TB | MP09.01 | TLT/ SHWR. | SNGL | 2'-6"x7'-2" | TP-FRP | HM | TP1 | H1 | BA1.35 | COAT HOOK | | |
| TB | MP09.01 | TLT/ SHWR. | SNGL | 2'-6"x7'-2" | TP-FRP | HM | TP1 | H1 | BA1.35 | COAT HOOK | | |
| TB | MP09.01 | TLT/ SHWR. | SNGL | 2'-6"x7'-2" | TP-FRP | HM | TP1 | H1 | BA1.35 | COAT HOOK | | |
| TB | MP16 | BOYS | SNGL | 2'-6"x7'-2" | TP-FRP | HM | TP1 | H1 | BA1.35 | COAT HOOK | | |
| TB | MP13 | GIRLS | SNGL | 2'-6"x7'-2" | TP-FRP | HM | TP1 | H1 | BA1.35 | COAT HOOK | | |
| TB | MP13 | GIRLS | SNGL | 2'-6"x7'-2" | TP-FRP | HM | TP1 | H1 | BA1.35 | COAT HOOK | | |
| TB | MP13 | GIRLS | SNGL | 2'-6"x7'-2" | TP-FRP | HM | TP1 | H1 | BA1.35 | COAT HOOK | | |
| TD | MP08.01 | TLT/ SHWR. | SNGL | 3'-0"x7'-2" | TP-FRP | HM | TP1 | H1 | BA1.35 | COAT HOOK | | |
| TD | MP05.01 | TLT/ SHWR. | SNGL | 3'-0"x7'-2" | TP-FRP | HM | TP1 | H1 | BA1.35 | COAT HOOK | | |
| TD | MP15 | BOYS | SNGL | 3'-0"x7'-2" | TP-FRP | HM | TP1 | H1 | BA1.35 | COAT HOOK | | |
| TD | MP13 | GIRLS | SNGL | 3'-0"x7'-2" | TP-FRP | HM | TP1 | H1 | BA1.35 | COAT HOOK | | |

GENERAL NOTES

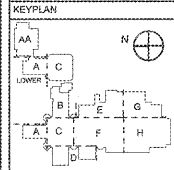
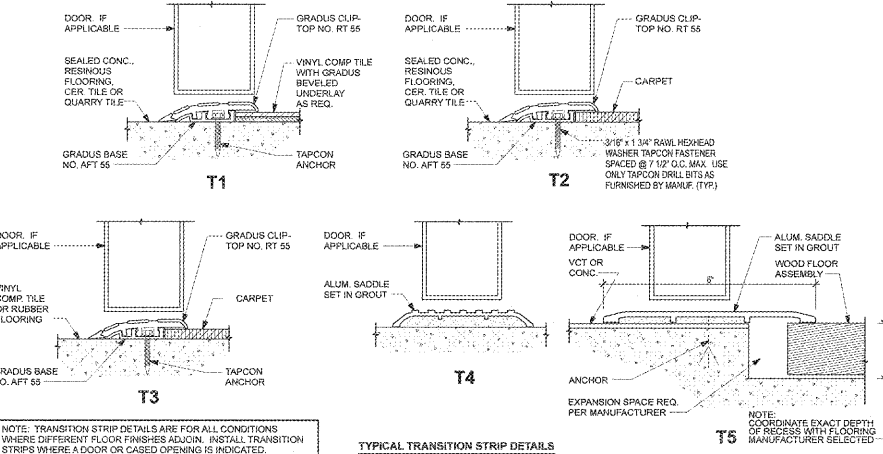
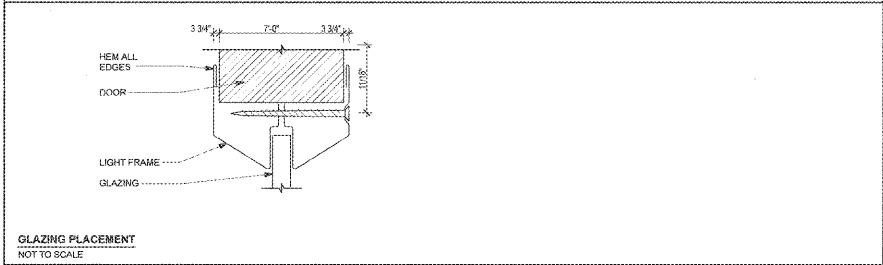
- REFER TO MECHANICAL DRAWINGS FOR GRILLE LOCATIONS AND UNDERCUTS.
- SEE DOOR HARDWARE SCHEDULE FOR CLOSERS FOR DOORS LOCATED IN WALLS INDICATED TO BE SMOKE PARTITIONS, SMOKE BARRIERS AND/OR FIRE RATED OPENINGS.
- PROVIDE DOOR HARDWARE FOR FIRE RATED OPENINGS INDICATED ON SCHEDULE THAT COMPLIES WITH NFPA STANDARD NO. 80 AND REQUIREMENTS OF AUTHORITIES HAVING JURISDICTION. PROVIDE ONLY ITEMS OF DOOR HARDWARE THAT ARE LISTED AND ARE IDENTICAL TO PRODUCTS TESTED BY UL, WARNDOCK-HERSEY, FM, OR OTHER TESTING AND INSPECTING ORGANIZATIONS ACCEPTABLE TO AUTHORITIES HAVING JURISDICTION FOR USE ON TYPES AND SIZES OF DOORS INDICATED IN COMPLIANCE WITH REQUIREMENTS OF NFPA 80.
- SEE DOOR HARDWARE SCHEDULE FOR DOORS REQUIRING PANIC HARDWARE.
- DOORS IN THE SCHEDULE THAT DO NOT SHOW A FRAME ELEVATION, HEAD OR JAMB DETAILS ARE TO BE PLACED INTO EXISTING FRAMES.
- PROVIDE INTERNAL ALUM. STILE @ ALL PANIC DEVICES FOR FRP DOOR DESIGNS SCHEDULED IN THE CORRIDOR.
- FIELD VERIFY FRAME TYPE WHEN INSTALLING NEW DOOR INTO EXISTING FRAME.

DOOR DESIGN



| DOOR CONSTRUCTION LEGEND | DOOR TYPE NOMANCLATURE | GLASS TYPES SCHEDULE |
|-------------------------------------|---|--|
| W SOLID CORE WOOD | DESIGN → XX-XX → CONSTRUCTION | 1/2" UNCOATED CLEAR TEMP. FLOAT-GLASS UNITS AT INTERIOR NON-FIRE RATED DOORS AND VIEW OPENINGS, UNLESS NOTED OTHERWISE |
| FRP FIBERGLASS REINFORCED POLYESTER | REFER TO DOOR SCHEDULE FOR SCHEDULED DOOR TYPE. | GR GLASS BLOCK |
| OCG OVERHEAD COOLING GRILLES | | IG-1 1" TINTED INSULATING-GLASS UNITS TEMPERED AT EXTERIOR IN LOW METAL FRAME SIZE LITES TRANSOMS, ALL ALUM. FRAMES AND EXTERIOR DOORS, UNLESS NOTED OTHERWISE |
| | | IG-2 1" LAMINATED, TINTED INSULATING-GLASS UNITS AT SKYLIGHTS |

GLAZING PLACEMENT



Manley Spangler Smith Architects
A Professional Corporation

325 East Taylor St.
P.O. Box 980
Gulfport, Georgia 30224
Office 770.227.5473
Fax 770.228.3442

PROJECT:
RENOVATIONS,
MODIFICATIONS, &
ADDITIONS TO HENRY
COUNTY SCHOOLS -
GROUP 10
WOODLAND HIGH SCHOOL
(ITEM C)
CLIENT:
HENRY COUNTY BOARD
OF EDUCATION

SHEET TITLE:
DOOR SCHEDULES,
TYPES & DETAILS

U. 1. 57
F.T.E. 1.587
FACILITY CODE: 675-0408

© 2018 Manley Spangler Smith Architects, PC
PROJECT NUMBER: 201731C
DATE: 05.07.18
SCALE: AS NOTED
DRAWN BY: JS
CHECKED BY: RV

SHEET NO.
A2.11

Order Plans @ www.LDOnline.com