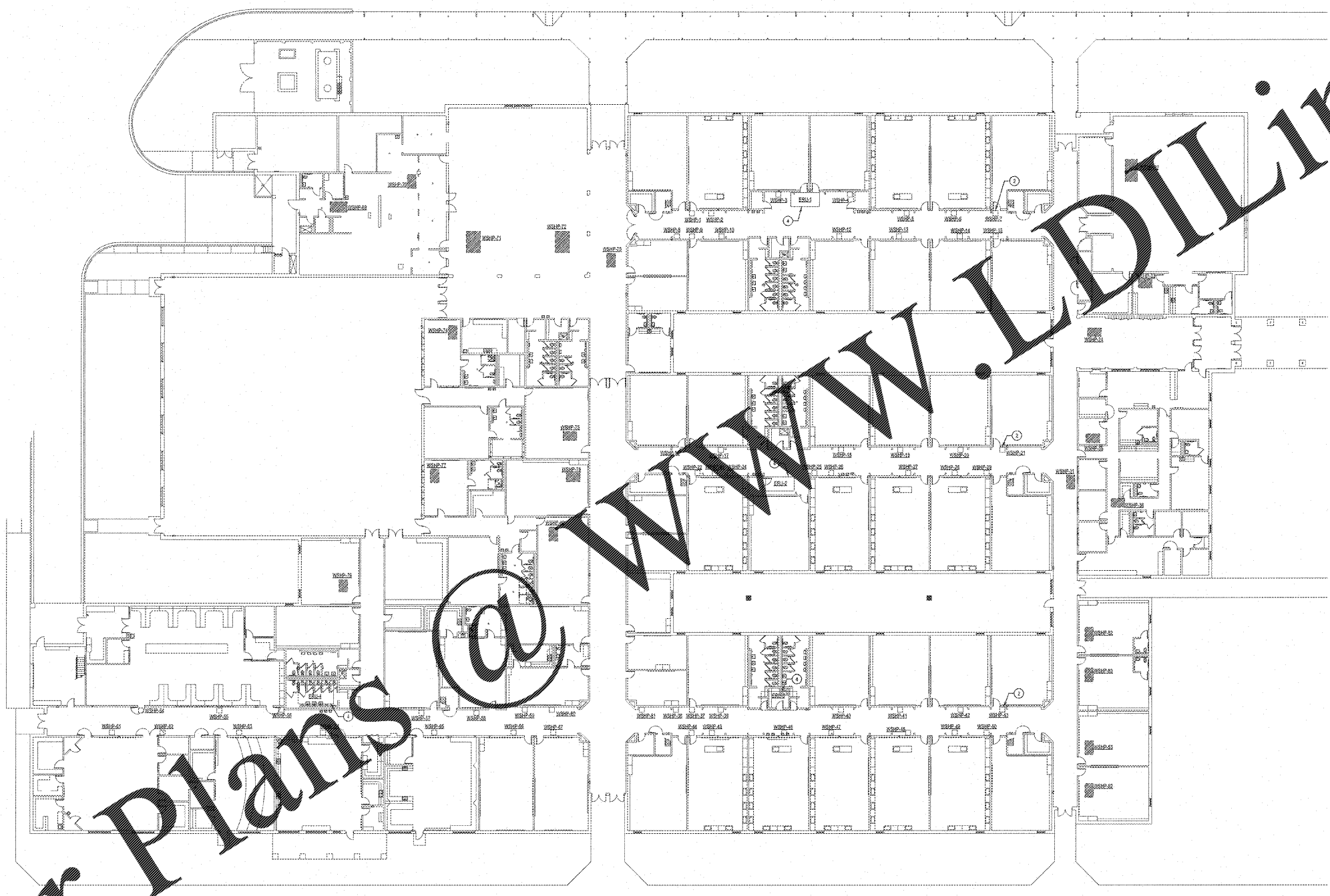


Order Plans @

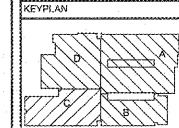
WWW.LDILine.com




MECHANICAL FLOOR PLAN
SCALE: 1"=20'-0"

- NOTES: (THIS SHEET ONLY)**
- 1) GENERAL: THIS PLAN DOES NOT SHOW ALL EXISTING TO REMAIN MECHANICAL ITEMS (DUCT, GRILLE, ETC.).
 - 2) EXISTING W/SP TO REMAIN, (TYPICAL ALL W/SP).
 - 3) GENERAL: EQUIPMENT LOCATION AND DIMENSIONS SHOWN IS APPROXIMATE AND BASED ON ORIGINAL DRAWINGS. WHERE OBSERVED TO BE IN A DIFFERENT LOCATION OR DIMENSION BY THE ENGINEER, NEW LOCATION AND DIMENSIONS WERE SHOWN. CONTRACTOR SHALL FIELD VERIFY EXACT LOCATION AND DIMENSIONS.
 - 4) EXISTING ENERGY RECOVERY UNIT, TAB AGENT SHALL REMOVE SUPPLY AND EXHAUST CPA AT EXISTING ERU TO ACHIEVE OVERALL AIR RATES AT EACH W/SP AS REQUIRED IN NOTE 6 BELOW.
 - 5) GENERAL: UNLESS SPECIFICALLY NOTED OTHERWISE, EACH W/SP SHALL BE PROVIDED WITH A NEW BI-POLAR IONIZATION UNIT MOUNTED IN THE SUPPLY AIRSTREAM OF EACH W/SP. SEE BI-POLAR IONIZATION CONTROL DETAIL.
 - 6) TAB AGENT SHALL BALANCE ALL EXISTING OUTDOOR AIR DAMPERS AT CLASSROOMS SERVED BY ERU AND TAB AGENT SHALL BALANCE OUTDOOR AIR DAMPERS AT TEACHER WORKROOM AND SPECIAL ED ROOMS AT OUTDOOR AIR RATES SHOWN IN BI-POLAR IONIZATION UNIT SCHEDULE. W/SPs ARE PROVIDED WITH BI-POLAR IONIZATION UNITS, WHICH ALLOW COMPLIANCE WITH ASHRAE 62.1 BY INDOOR AIR QUALITY PROCEDURE. SEE BI-POLAR IONIZATION UNIT SCHEDULE SHEET FOR OUTDOOR RATES FOR EACH W/SP. THESE W/SPs ARE LOCATED ON THE MEZZANINE. NO OUTSIDE AIR DAMPER BALANCING OR BI-POLAR IONIZATION UNITS ARE REQUIRED FOR W/SP UNITS NOT LOCATED ON MEZZANINE.

REVISIONS/ISSUANCES		
NO.	DATE	DESCRIPTION



AH&P
CONSULTING ENGINEERS
ANDREWS, HAMMOCK & POWELL, INC.
250 Charter Lane
Suite 100
Macon, Georgia 31210
Macon (478) 465-8301
FAX (478) 465-4210
WWW.AHPENR.COM



Manley Spangler Smith Architects
A Professional Corporation

555 East Taylor Rd.
P.O. Box 890
Griffin, Georgia 30224
Office 770.227.5473
Fax 770.228.3442

PROJECT:
RENOVATIONS, MODIFICATIONS, & ADDITIONS TO HENRY COUNTY SCHOOLS - GROUP 10 WOODLAND MIDDLE SCHOOL (ITEM B)

CLIENT:
HENRY COUNTY BOARD OF EDUCATION

SHEET TITLE:
MECHANICAL FLOOR PLAN

1/1 - 57
P.T.E. - 900
FACILITY CODE: 675-008
© 2018 Manley Spangler Smith Architects, PC
PROJECT NUMBER: 2017318
DATE: 06.07.18
SCALE: AS SHOWN
DRAWN BY: WDC
CHECKED BY: JDC

SHEET NO.: M101