

PLAN LEGEND

M.B. TB. I.W.B. MARKER BOARD OR TACKBOARD OR INTERACTIVE WHITEBOARD

GENERAL NOTES

1. PROVIDE EXTERIOR PAINT ON ALL METAL INCLUDING BUT NOT LIMITED TO, RAILINGS AND CANOPY STRUCTURES. SEE SPECIFICATIONS.
2. PROVIDE INTERIOR PAINT AS SCHEDULED. SEE FINISH NOTES ON THIS SHEET AND SPECIFICATIONS.
3. ALL MASONRY WALLS ARE TO BE RUNNING BOND UNLESS INDICATED OTHERWISE.
4. WHERE A SECTION OR DETAIL IS SHOWN ON DRAWINGS IT IS ASSUMED TO BE REPRESENTATIVE OF ALL LIKE OR SIMILAR CONDITIONS.

FINISH GENERAL NOTES

1. PROVIDE EXTERIOR PAINT ON ALL METAL INCLUDING BUT NOT LIMITED TO, RAILINGS, EXPOSED CONDUIT, EXP. SPRINKLER PIPING, AND CANOPY STRUCTURES. SEE SPECIFICATIONS.
2. PROVIDE INTERIOR PAINT IN TOILET BATTERIES ON WALLS WHERE HAND DRYERS ARE INSTALLED, AND SELECT CLASSROOM WALLS (PAINT CMU WALL FROM CORNER TO CORNER WHERE COMPUTER COUNTERS WERE REMOVED AND/OR IF PATCHING WAS REQUIRED FOR NEW ELECTRICAL OUTLETS ONLY). INTERIOR PAINTING INCLUDES WALLS, VERTICAL AND/OR HORIZONTAL DYP. BD. SURFACES, RAILINGS, WINDOW AND DOOR FRAMES. SEE SPECIFICATIONS.
3. ACCENT PAINTING TO INCLUDE: ALL METAL DOOR AND VIEW WINDOW FRAMES, ALL METAL WINDOW FRAMES IN WOOD DOORS AND CORRIDOR GRAPHS.
4. REGARDING PLAN KEY NOTES 4, 8, AND 12, PROVIDE PAINT IN AREA OF NEW WORK TO NEAREST CORNER OR DOOR FRAME, BOTH SIDES.
5. REGARDING PLAN KEY NOTE 1, PROVIDE PAINT AND RESILIENT BASE IN AREA OF NEW WORK TO NEAREST CORNER OR DOOR FRAME, BOTH SIDES.

PLAN KEY NOTES

1. TOOTH-IN NEW INFILL AT EXTERIOR WALL WITH BRICK, SPRAY FOAM INSUL. AND CMU, AS REQUIRED FOR NEW WORK.
2. PROVIDE (2) NEW HAND DRYERS MOUNTED AT 44" A.F.F. TO CENTER LINE, TOILET ACCESSORY NO. 8. SEE SPECS. COORDINATE EXACT LOCATIONS WITH ELECTRICAL PLANS. SEE DETAIL ON SHEET A1.41.
3. PROVIDE NEW SECTION OF DISH TABLE BACK TO DISHWASHER, INCLUDE A PREWASH SINK.
4. PROVIDE NEW MARKER BOARD.
5. NOT USED.
6. PROVIDE NEW INTERACTIVE WHITEBOARD.
7. NOT USED.
8. NOT USED.
9. PROVIDE NEW 18" DIA. MOTORIZED PROJECTION SCREEN IN THE COMMONS.
10. PROVIDE NEW EDGE BAND AND FILLER PANEL TO BASE CABINET WHERE COMPUTER COUNTER WAS REMOVED.
11. PROVIDE NEW PROJECTOR MOUNTED IN CEILING.
12. NOT USED.
13. XX-X-XX INDICATES WALL REINFORCEMENT. ALL REINFORCED CELLS SHALL BE CENTERED IN CELLS U.N.O. ALL REINFORCED CELLS SHALL BE GROUTED SOLID. ALL MASONRY SHEAR WALLS SHALL HAVE MIN. LADDER TYPE HORIZONTAL REINFORCING (MIN. #9 SIDE RODS) AT 16" O.C. U.N.O. ALL MASONRY PARTITION WALLS (NON-SHEARWALLS) SHALL HAVE LADDER TYPE HORIZONTAL REINFORCING (MIN. #6 SIDE RODS) AT 16" O.C.


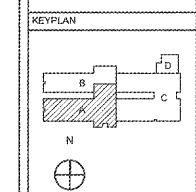
BAR SPACING (INCHES)
BAR SIZE
NOMINAL WALL SIZE (INCHES)

DOWEL NEW FOOTINGS INTO EXISTING FOOTING, 1/2" TO MATCH EXISTING.

4" CONC. (f=3,000 PSI) SLAB ON PREPARED SUBGRADE W/6x6 - W1.4X1.4 W/W/ PLACED 1" FROM TOP OF SLAB F.F.E. +0'-0".

REVISIONS/ISSUANCES

NO.	DATE	DESCRIPTION



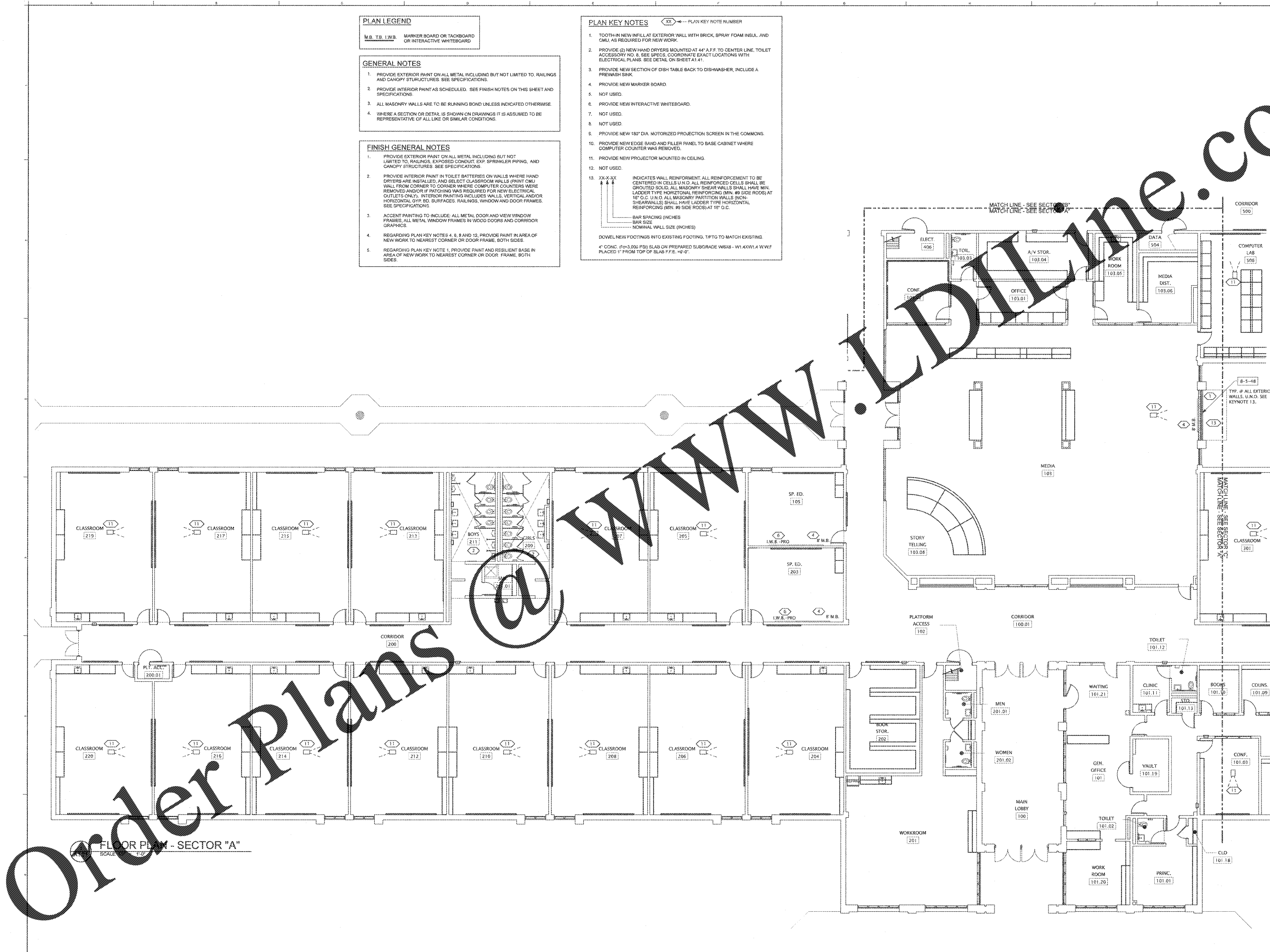
Manley Spangler Smith Architects
A Professional Corporation

525 East Taylor St.
P.O. Box 800
Gresham, Georgia 30224
Office 770.227.5473
Fax 770.228.3442

PROJECT: RENOVATIONS, MODIFICATIONS, & ADDITIONS TO HENRY COUNTY SCHOOLS - GROUP 10 WOODLAND ELEMENTARY SCHOOL (ITEM A)
CLIENT: HENRY COUNTY BOARD OF EDUCATION

SHEET TITLE: FLOOR PLAN - SECTOR "A"
DATE: 08.07.18
SCALE: AS NOTED
DRAWN BY: JS
CHECKED BY: RV

SHEET NO.: **A1.21**



FLOOR PLAN - SECTOR "A"
SCALE: 1/8" = 1'-0"