



DO NOT SCALE DRAWINGS
CONTRACTOR TO VERIFY
ALL EXISTING CONDITIONS AND
DIMENSIONS-NOTIFY ARCHITECT
OF ANY DISCREPANCIES PRIOR
TO BEGINNING CONSTRUCTION



JULY 5TH, 2018
NO REVISION

DEL TACO STORE # DT2017
4525 JIMMY LEE SMITH PARKWAY
HIRAM, GA 30141
PAULTON COUNTY
1ST PERMIT SUBMITTAL 06-18-18
1ST BID SUBMITTAL 07-05-18

PROJECT NUMBER
2180148

SHEET NAME
**PLUMBING
DETAILS**

SHEET NUMBER
P301

DATE OF THIS PRINTING - 7/3/2018

INSTALL PER PDI STANDARDS AND MANUFACTURER'S INSTRUCTIONS

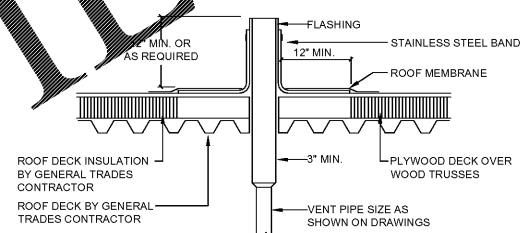
IF HORIZONTAL BRANCH IS LESS THAN 20' LONG, PROVIDE ONE HA AT END OF LINE

IF BRANCH IS GREATER THAN 20' LONG, PROVIDE ANOTHER HA IN MIDDLE, EACH SIZED FOR HALF THE FIXTURE UNITS

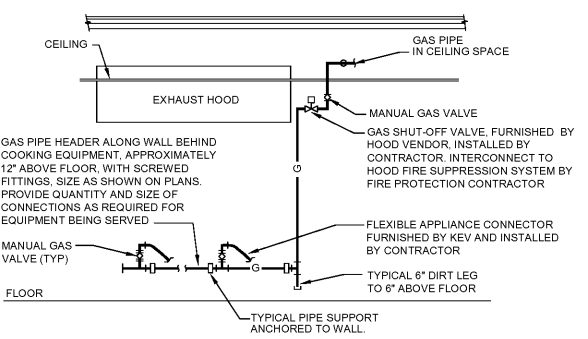
SINGLE FIXTURE			MULTIPLE FIXTURES		
PDI SIZE	PIPE SIZE	FIXTURE UNIT LOAD	FIXTURE UNIT TABULATION		
HA-A	1/2"	1-11	VALVE WATER CLOSET	10	-
HA-B	3/4"	12-32	TANK WATER CLOSET	5	-
HA-C	1"	33-60	URINAL	5	-
HA-D	1-1/4"	61-113	LAVATORY/SINK	1.5	1.5
HA-E	1-1/2"	114-154	JANITOR'S SINK	3	3
HA-F	2"	154-330	SHOWER/BATHTUB	2	2

PROVIDE WATER HAMMER ARRESTERS BY SIOUX CHIEF, PRECISION PLUMBING PRODUCTS, WATTS OR APPROVED EQUIVALENT WITH PISTON AND O-RING CONSTRUCTION, HAVING PDI #1010 AND ANSI #112.26.1M CERTIFICATION. INSTALL IN HORIZONTAL OR VERTICAL POSITION, NEVER UPSIDE DOWN. INSTALL IN LINE WITH WATER FLOW DIRECTION, IF POSSIBLE. SIZE THE UNITS AS SHOWN ON THE DRAWINGS AND/OR PER THE TABLES SHOWN ABOVE. PROVIDE ACCESS PANEL FOR SERVICING OR REPLACEMENT, WHERE REQUIRED.

HAMMER ARRESTER DETAIL NO SCALE 4

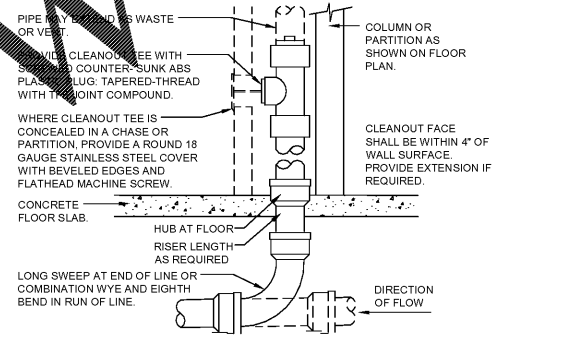


VENT THRU ROOF DETAIL NO SCALE 3



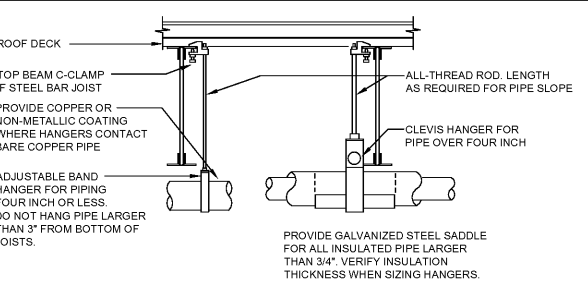
ARRANGEMENT SHOWN IS SCHEMATIC. ADJUST TO SUIT ACTUAL CONDITIONS. ATTACH RISER & HEADER TO WALL WITH 1" CLEARANCE BEHIND PIPE. MAKE FINAL CONNECTION TO EQUIPMENT AS RECOMMENDED BY MANUFACTURER. PROVIDE WELDED FITTINGS/JOINTS IN ANY CONCEALED, UNSLEEVED LOCATION

GAS APPLIANCE DETAIL NO SCALE 2



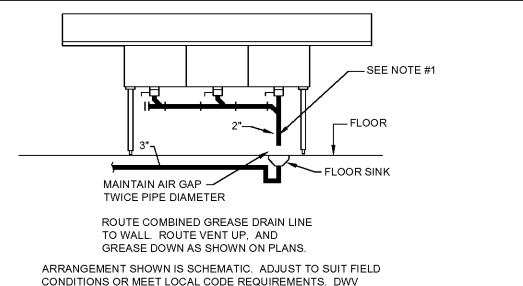
PROVIDE WOO WHERE SHOWN ON PLAN. AND ON SANITARY WASTE BRANCHES NOT SERVED WITH A FLOOR CLEANOUT. LOCATE ABOVE FIXTURE FLOOR RIM WITHIN 4' OF FLOOR. CONSULT LOCAL CODES FOR OTHER WOO REQUIREMENTS.

WALL CLEANOUT DETAIL NO SCALE 6



PROVIDE UPPER ATTACHMENT AS REQUIRED FOR CASES NOT SHOWN HERE. DO NOT INSTALL HANGER INSIDE INSULATION OR OTHERWISE PENETRATE VAPOR BARRIER. DO NOT HANG ONE PIPE FROM ANOTHER EXCEPT IN CHASES. TRAPEZE HANGERS MAY BE USED FOR MULTIPLE PARALLEL PIPES. HANGER SPACING FOR PIPE SIZE: COPPER: 4"=12' 3"=11' 2-1/2"=10' 2"=9' 1-1/2"=8' 1-1/4"=7' 1"=6' 3/4"=6' 1/2"=5'. CAST IRON: 10' AND ONE NEAR ALL JOINTS. STEEL: 4"=14' 3"=12' 2-1/2"=11' 2"=10' 1-1/2"=9' 1"=7' 3/4"=6' 1/2"=5'. LOCATE HANGERS AS CLOSE AS POSSIBLE TO TURNS AND TEES OF PIPE. PROVIDE SUPPLEMENTARY STEEL STRUTS BETWEEN JOISTS IF REQUIRED. LOCATE HANGERS TO TAKE LOAD OFF OF EQUIPMENT CONNECTIONS. DUE TO CHANGES IN WATER VELOCITY, ANCHOR WATER PIPE AGAINST SWAYING PROVIDE SEISMIC BRACING IF AS REQUIRED BY LOCAL AUTHORITIES. CHAINS OR PERFORATED STRAP IRON OR STEEL IS NOT ACCEPTABLE. REFER TO CODES FOR FURTHER INFORMATION. CONFORM TO MSS SP-58.

PIPE HANGER DETAIL NO SCALE 5



ARRANGEMENT SHOWN IS SCHEMATIC. ADJUST TO SUIT FIELD CONDITIONS OR MEET LOCAL CODE REQUIREMENTS. DWV COPPER PIPE, FITTINGS AND CONNECTORS ALL AROUND SINK.

GENERAL NOTE:
1. 3-COMPARTMENT SINK SHALL BE CONNECTED DIRECTLY TO THE DRAINAGE SYSTEM. UNLESS DIRECTED OTHERWISE BY COUNTY HEALTH DEPARTMENT, A FLOOR DRAIN SHALL BE PROVIDED ADJACENT TO THE FIXTURE, AND THE FIXTURE SHALL BE CONNECTED ON THE SEWER SIDE OF THE FLOOR DRAIN TRAP. NO OTHER DRAINAGE LINE SHALL BE CONNECTED BETWEEN THE FLOOR DRAIN WASTE CONNECTION AND THE FIXTURE DRAIN. THE FIXTURE AND FLOOR DRAIN SHALL BE TRAPPED AND VENTED IN ACCORDANCE WITH CODE 704.3

THREE COMPARTMENT SINK DETAIL NO SCALE 1

Order Plans @

WWW.LDILLINE.COM