

**GENERAL NOTES**

- A. CONTRACTOR SHALL REFER TO SHEET MEP101 FOR GENERAL MEP NOTES APPLICABLE TO ALL PLANS.
- B. REFER TO KITCHEN DRAWINGS FOR MORE INFORMATION AND ELECTRICAL ROUGH-INS.
- C. ALL SWITCHES, OUTLETS, IN KITCHEN AND MANAGER'S OFFICE ARE TO HAVE NAME PLATES ETCHED ON STAINLESS STEEL.
- D. ALL LOW VOLTAGE WIRING SHALL BE IN 3/4" EMT CONDUIT OR SIZED AS INDICATED. PROVIDE WALL CHASES FOR ALL SECURITY TYPE EQUIPMENT AS NECESSARY. EXACT LOCATION TO BE COORDINATED.
- E. RECEPTACLES MOUNTED IN KITCHEN EQUIPMENT, CONSULT ARCHITECT OR KITCHEN CONSULTANT FOR INSTALLATION.
- F. CONSULT EQUIPMENT VENDOR FOR CONNECTION REQUIREMENTS AND PROVIDE CONNECTORS TO MATCH ACCORDINGLY.
- G. CONTRACTOR TO VERIFY ALL CONDITIONS, LOCATIONS, AND CONNECTIONS TO EQUIPMENT WITH OWNER AND/OR ARCHITECT PRIOR TO BID AND INCLUDE ALL COST IN BID.
- H. ALL ELECTRICAL CONNECTIONS SHALL BE FED FROM THE CEILING UNLESS NOTED OTHERWISE.
- I. MULTIPLE HOME RUNS MAY BE SHOWN ON THESE PLANS FOR CLARITY. E.C. TO COMBINE HOME RUN CONDUIT AND WIRES SO AS TO OBSERVE ALL REQUIREMENTS WITH N.E.C. 110.14. IT IS NOT THE INTENTION OF THIS DESIGN TO ALLOW MULTIPLE HOME RUN CIRCUIT BREAKERS.

**TELEPHONE NOTES**

- A. TELEPHONE OUTLETS SHALL BE MOUNTED ON A SINGLE GYPSUM OVER PLASTER RING WITH 3/4" CONDUIT ROUTED TO NEAREST TELEPHONE BACKBOARD.
- B. TELEPHONE OUTLETS IN WORKINGS SHALL BE MOUNTED IN A/R-PLENUM CEILING SPACE SHALL CONSIDER SINGLE-PURPOSE OVER PLATE, BACK BOX AND 3/4" CONDUIT TO NEAREST TELEPHONE BACKBOARD.
- C. IT IS THE RESPONSIBILITY OF THE ELECTRICAL CONTRACTOR TO VERIFY THE TELEPHONE SERVICE ENTRANCE REQUIREMENTS WITH THE SERVING TELEPHONE UTILITY COMPANY AND THE TELEPHONE SERVICE DISTRIBUTION REQUIREMENTS WITH THE TELEPHONE SYSTEM PROVIDER.
- D. 1 # CU, 120V, C, TO A SEPARATE UPER GROUND SHALL BE INSTALLED, AND DEDICATED TO TELEPHONE USE ONLY IF REQUIRED BY LOCAL AUTHORITIES. OTHERWISE, ALL TELEPHONE BACKBOARDS SHALL HAVE 1 # CU IN 1/2". TO APPROVED BUILDING GROUND.

**KEYED ELECTRICAL PLAN NOTES**

- 1 RECEPTACLES FOR P.O.S. REGISTERS SHALL BE HUBBELL #5262. RECEPTACLES FOR P.O.S. MONITORS, HME DRIVE-THRU SYSTEMS AND STORE COMPUTER SHALL BE HUBBELL #5262.
- 2 NOT USED.
- 3 EQUIPMENT CALL OUT, REFERENCE FOOD SERVICE (KITCHEN) DRAWINGS FOR COORDINATION. REFER TO ELECTRICAL SCHEDULE ON KITCHEN DRAWINGS.
- 4 4"x4" JUNCTION BOX FOR CAT-5 WITH MUD RING. RUN 2" THROUGH ALL THREE BOXES AT FRONT COUNTER REGISTERS TO RETURN WALL AT FAR END OF COUNTER THEN TO ABOVE CEILING.
- 5 PROVIDE MICROPHONE OUTLET BOX AT 24" AFF WITH 3/4" EMPTY CONDUIT TO ABOVE CEILING.
- 6 PROVIDE CIRCUIT AND RECEPTACLES FOR COMPUTER/MONITOR AT TACO BAR. TACO BAR ASSEMBLY COMES PRECUT FOR RECEPTACLE LOCATIONS TO BE FIELD INSTALLED.
- 7 PRECUT DATA LOCATIONS WILL BE PROVIDED WITH THE TACO BAR. I.T. CONTRACTOR SHALL PROVIDE FIELD WIRING OF DATA.
- 8 PROVIDE 3/4" CONDUIT BETWEEN KDS MONITOR DATA BOXES.
- 9 REFER TO KITCHEN PLANS FOR DRIVE THRU WINDOW ELEVATION. PROVIDE ADDITIONAL CONDUIT AND OUTLET BOXES AS INDICATED ON ELEVATION.
- 10 LIGHTING CONTROL PANEL "LCP" VERIFY EXACT MOUNTING HEIGHT WITH ARCHITECTURAL PLANS. SEE SHEETS E101 AND E303 FOR MORE INFORMATION.
- 11 OUTLETS TO BE MOUNTED AS HIGH AS POSSIBLE UNDER COUNTER. REFER TO KITCHEN PLANS FOR FURTHER COORDINATION.

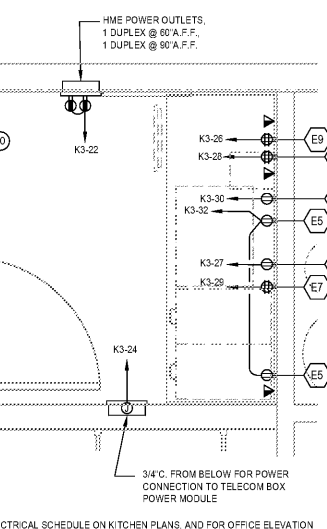
DO NOT SCALE DRAWINGS  
CONTRACTOR TO VERIFY  
ALL EXISTING CONDITIONS AND  
DIMENSIONS-NOTIFY ARCHITECT  
OF ANY DISCREPANCIES PRIOR  
TO BEGINNING CONSTRUCTION



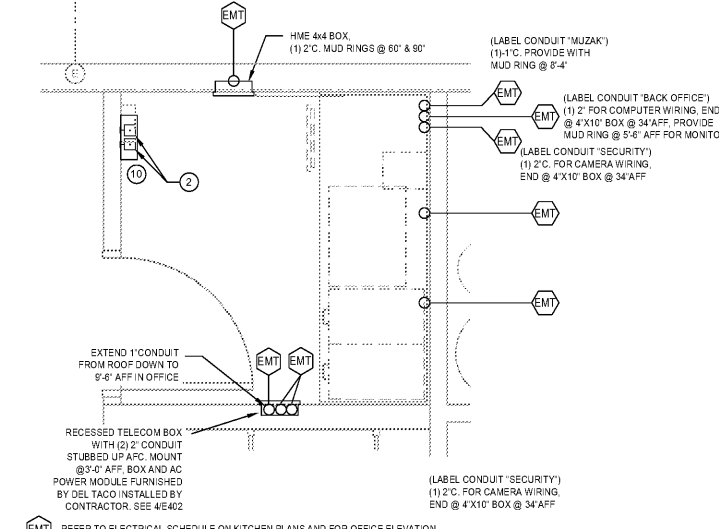
JULY 5TH, 2018  
NO. | REVISION

THIS PLAN IS FOR COMMUNICATIONS RELATED POWER DEVICES, CONNECTIONS AND CONDUIT ONLY. REFER TO E-201 FOR OTHER POWER REQUIREMENTS

NOTE: REFER TO KITCHEN PLANS LOCATIONS, SCHEDULES, AND FOR WALL ELEVATIONS AND ROUGH-IN HEIGHTS OF KITCHEN RELATED ELECTRICAL DEVICES AND CONNECTION.

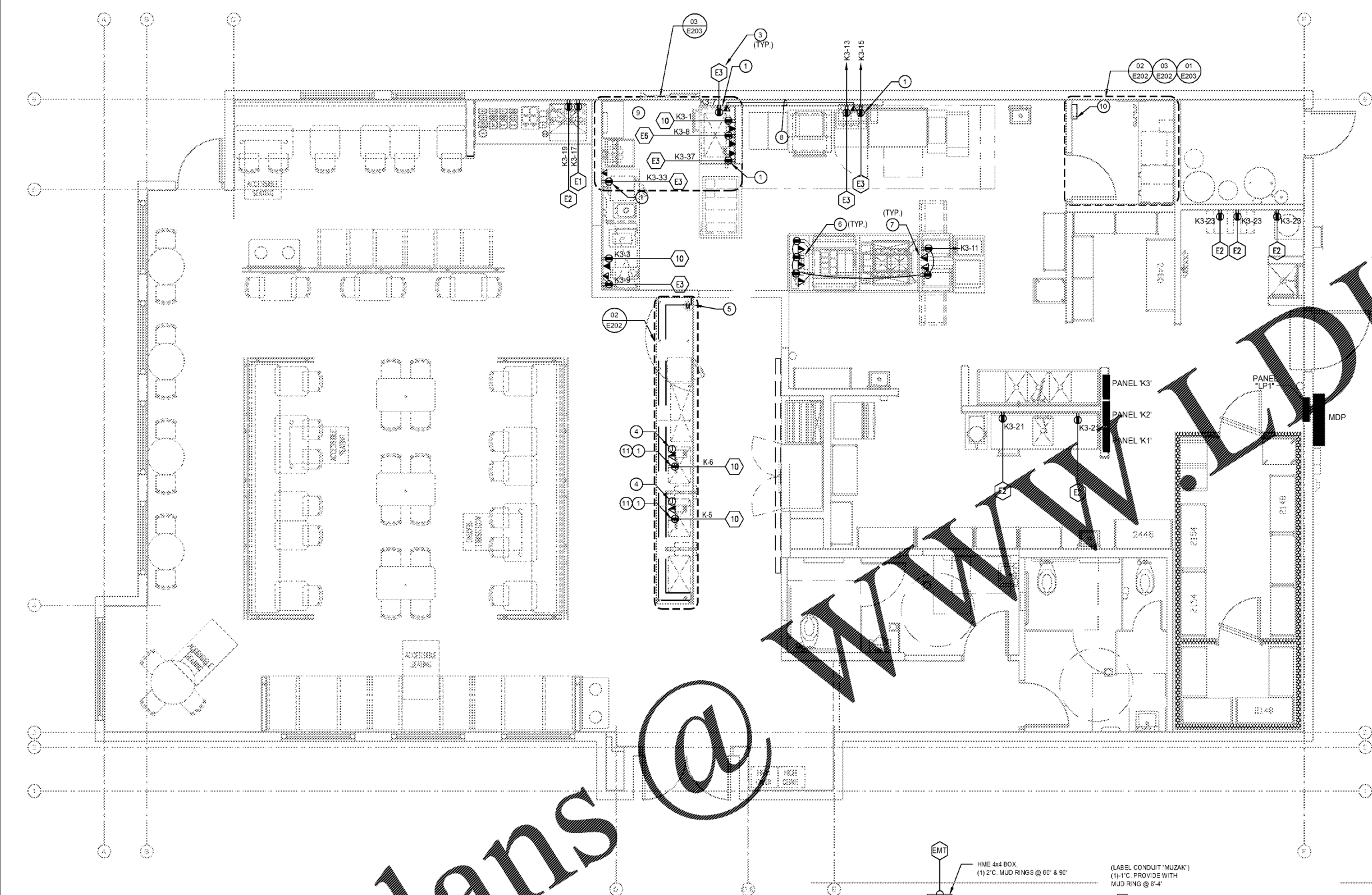


**02 OFFICE ENLARGED POWER PLAN**  
SCALE: 1/2"=1'-0"



**03 OFFICE ENLARGED EMPTY CONDUIT/BACKBOX PLAN**  
SCALE: 1/2"=1'-0"

**01 ELECTRICAL COMMUNICATIONS PLAN**  
SCALE: 1/4"=1'-0"



SHEET NO. 010105  
 DATE: 07/03/2018 11:45 AM  
 DRAWN BY: JIMMY LEE  
 CHECKED BY: JIMMY LEE  
 PROJECT: DEL TACO  
 1200\_2180148\_ELE02\_18

Order Plans @ WWW.LDLINE.COM

DEL TACO STORE # DT2017  
 4825 JIMMY LEE SMITH PARKWAY  
 HIRAM, GA 30141  
 PAULTON COUNTY  
 1ST PERMIT SUBMITTAL 05-18-18  
 1ST BID SUBMITTAL 07-05-18  
 PROJECT NUMBER  
**2180148**  
 SHEET NAME  
**ELECTRICAL COMMUNICATIONS PLAN**  
 SHEET NUMBER  
**E202**  
 DATE OF THIS PRINTING - 7/3/2018